



IPSWICH, QLD  
Race 1 - TAB VENUE MODE - 431M  
04/06/2024 - 15:06:39 PM

RUG	NAME	BOX	TOP SPEED	50M	100M	150M	200M	250M	300M	350M	400M	200M HOME	FINISH TIME
<b>4</b>	<b>Drop Of Red</b>	4	68.7km/h	<b>3.77 [1]</b> 52.0km/h (1.7M)	<b>6.57 [1]</b> 64.3km/h (1.3M)	<b>9.30 [1]</b> 65.9km/h (1.1M)	<b>11.93 [1]</b> 68.3km/h (0.6M)	<b>14.69 [1]</b> 65.4km/h (1.3M)	<b>17.66 [1]</b> 60.7km/h (1.5M)	<b>20.66 [1]</b> 60.0km/h (1.3M)	<b>23.62 [1]</b> 60.9km/h (1.4M)	11.82 61.0km/h (1.3M)	<b>25.43 [1]</b>
<b>6</b>	<b>Lizzy Legs</b>	6	67.1km/h	<b>3.83 [2]</b> 51.1km/h (2.5M)	<b>6.66 [2]</b> 63.6km/h (1.0M)	<b>9.41 [2]</b> 65.4km/h (1.0M)	<b>12.10 [2]</b> 66.9km/h (0.8M)	<b>14.89 [2]</b> 64.6km/h (0.9M)	<b>17.89 [2]</b> 60.0km/h (1.1M)	<b>20.96 [2]</b> 58.7km/h (0.9M)	<b>23.97 [2]</b> 59.8km/h (1.5M)	12.01 59.9km/h (1.2M)	<b>25.83 [2]</b>
<b>7</b>	<b>Real Rivalry</b>	7	68.4km/h	<b>3.99 [3]</b> 50.4km/h (3.0M)	<b>7.02 [4]</b> 59.4km/h (1.3M)	<b>9.79 [4]</b> 65.0km/h (1.1M)	<b>12.44 [4]</b> 68.0km/h (1.1M)	<b>15.19 [4]</b> 65.4km/h (1.3M)	<b>18.16 [4]</b> 60.6km/h (1.4M)	<b>21.19 [4]</b> 59.5km/h (1.3M)	<b>24.23 [3]</b> 59.2km/h (2.0M)	11.97 60.2km/h (1.5M)	<b>26.10 [3]</b>
<b>8</b>	<b>Bess Be Good</b>	8	66.9km/h	<b>4.00 [4]</b> 50.2km/h (3.5M)	<b>6.87 [3]</b> 62.7km/h (2.0M)	<b>9.63 [3]</b> 65.2km/h (0.8M)	<b>12.33 [3]</b> 66.7km/h (0.5M)	<b>15.13 [3]</b> 64.4km/h (1.0M)	<b>18.09 [3]</b> 60.7km/h (1.0M)	<b>21.16 [3]</b> 58.6km/h (1.0M)	<b>24.32 [4]</b> 57.0km/h (1.4M)	12.20 59.0km/h (1.0M)	<b>26.26 [4]</b>

Data based on IsoLynx Localised Positioning System.

Legend:

[ ] - Rank at each section

( ) - Avg. meters to rail for section

-- No data available at section





IPSWICH, QLD  
Race 2 - SKY RACING Maiden F - 431M  
04/06/2024 - 15:27:37 PM

RUG	NAME	BOX	TOP SPEED	50M	100M	150M	200M	250M	300M	350M	400M	200M HOME	FINISH TIME
<b>9</b>	<b>Absolution</b>	2	69.5km/h	3.76 [1] 52.8km/h (1.0M)	6.51 [1] 65.4km/h (0.7M)	9.21 [1] 66.7km/h (1.0M)	11.81 [1] 69.1km/h (0.6M)	14.57 [1] 65.5km/h (0.9M)	17.50 [1] 61.4km/h (0.8M)	20.50 [1] 60.1km/h (1.0M)	23.48 [1] 60.4km/h (1.2M)	11.82 60.9km/h (1.0M)	25.31 [1]
<b>3</b>	<b>Boom Boom Bernie</b>	3	68.1km/h	3.84 [2] 51.8km/h (1.4M)	6.64 [2] 64.4km/h (1.1M)	9.38 [2] 65.7km/h (1.9M)	12.03 [2] 67.9km/h (1.2M)	14.78 [2] 65.6km/h (0.9M)	17.71 [2] 61.5km/h (0.9M)	20.69 [2] 60.3km/h (1.1M)	23.65 [2] 60.8km/h (2.0M)	11.78 61.1km/h (1.4M)	25.49 [2]
<b>4</b>	<b>Billy Balowski</b>	4	67.5km/h	3.85 [3] 51.0km/h (1.7M)	6.70 [3] 63.0km/h (1.5M)	9.47 [4] 65.0km/h (1.5M)	12.17 [3] 66.8km/h (0.9M)	14.90 [3] 65.9km/h (0.8M)	17.85 [3] 61.1km/h (0.8M)	20.84 [3] 60.1km/h (0.8M)	23.81 [3] 60.6km/h (1.1M)	11.81 61.0km/h (0.9M)	25.66 [3]
<b>5</b>	<b>Bella Rye</b>	5	68.5km/h	3.95 [7] 50.1km/h (1.9M)	6.85 [5] 62.0km/h (1.2M)	9.63 [5] 64.9km/h (2.6M)	12.26 [5] 68.2km/h (2.6M)	15.03 [4] 65.0km/h (1.6M)	18.11 [5] 58.6km/h (1.2M)	21.19 [5] 58.5km/h (1.3M)	24.17 [5] 60.3km/h (2.7M)	12.06 59.8km/h (1.8M)	26.02 [4]
<b>1</b>	<b>Sirius Andrew</b>	1	67.1km/h	3.96 [8] 51.5km/h (1.1M)	6.75 [4] 64.6km/h (0.6M)	9.46 [3] 66.2km/h (0.9M)	12.21 [4] 65.6km/h (0.6M)	15.06 [5] 63.2km/h (0.7M)	18.08 [4] 59.8km/h (0.8M)	21.13 [4] 59.0km/h (1.0M)	24.16 [4] 59.4km/h (1.6M)	12.03 59.8km/h (1.1M)	26.03 [5]
<b>7</b>	<b>Charge On Blue</b>	7	69.5km/h	3.95 [6] 50.8km/h (2.5M)	7.00 [8] 59.2km/h (2.5M)	9.74 [7] 65.7km/h (1.4M)	12.34 [6] 69.1km/h (0.9M)	15.17 [6] 63.8km/h (1.4M)	18.18 [6] 59.7km/h (1.7M)	21.31 [6] 57.6km/h (2.1M)	24.32 [6] 59.8km/h (3.4M)	12.11 59.5km/h (2.4M)	26.17 [6]
<b>6</b>	<b>This Time</b>	6	65.6km/h	3.90 [4] 50.5km/h (2.4M)	6.97 [7] 58.8km/h (1.6M)	9.79 [8] 63.7km/h (0.9M)	12.56 [8] 65.1km/h (0.5M)	15.42 [8] 62.9km/h (0.7M)	18.46 [8] 59.4km/h (0.8M)	21.47 [8] 59.7km/h (0.8M)	24.42 [7] 61.1km/h (1.1M)	11.93 60.3km/h (0.9M)	26.26 [7]
<b>8</b>	<b>Sirius Harry</b>	8	67.8km/h	3.93 [5] 51.3km/h (3.4M)	6.92 [6] 60.2km/h (2.9M)	9.70 [6] 64.8km/h (3.5M)	12.36 [7] 67.6km/h (4.0M)	15.22 [7] 62.9km/h (2.5M)	18.26 [7] 59.2km/h (2.0M)	21.41 [7] 57.3km/h (1.9M)	24.46 [8] 59.0km/h (2.1M)	12.28 58.6km/h (2.1M)	26.39 [8]

Data based on IsoLynx Localised Positioning System.  
Legend:  
[] - Rank at each section  
( ) - Avg. meters to rail for section  
-- - No data available at section





IPSWICH, QLD  
 Race 3 - WWW.IPSWICHGREYHOUNDS.COM - 431M  
 04/06/2024 - 15:44:43 PM

RUG	NAME	BOX	TOP SPEED	50M	100M	150M	200M	250M	300M	350M	400M	200M HOME	FINISH TIME
<b>4</b>	<b>Sirius Monica</b>	4	68.5km/h	<b>4.00 [7]</b> 49.4km/h (1.7M)	<b>7.09 [5]</b> 58.5km/h (2.4M)	<b>9.83 [5]</b> 65.7km/h (1.5M)	<b>12.46 [4]</b> 68.4km/h (1.7M)	<b>15.16 [4]</b> 66.6km/h (1.3M)	<b>18.04 [2]</b> 62.5km/h (1.3M)	<b>20.99 [1]</b> 61.2km/h (1.6M)	<b>23.88 [1]</b> 62.1km/h (2.6M)	11.53 62.4km/h (1.8M)	<b>25.66 [1]</b>
<b>8</b>	<b>Brownlow</b>	8	68.0km/h	<b>3.84 [2]</b> 50.9km/h (2.6M)	<b>6.84 [3]</b> 60.3km/h (1.6M)	<b>9.66 [3]</b> 63.8km/h (1.3M)	<b>12.33 [3]</b> 67.5km/h (1.1M)	<b>15.04 [3]</b> 66.3km/h (0.8M)	<b>17.98 [1]</b> 61.4km/h (0.8M)	<b>20.99 [2]</b> 59.7km/h (0.8M)	<b>24.00 [2]</b> 59.8km/h (0.8M)	11.87 60.7km/h (0.8M)	<b>25.86 [2]</b>
<b>5</b>	<b>Demure Damiro</b>	5	66.0km/h	<b>3.94 [6]</b> 49.7km/h (1.9M)	<b>6.90 [4]</b> 60.8km/h (1.3M)	<b>9.78 [4]</b> 62.6km/h (2.2M)	<b>12.52 [5]</b> 65.7km/h (2.5M)	<b>15.29 [5]</b> 64.9km/h (1.2M)	<b>18.22 [5]</b> 61.5km/h (1.0M)	<b>21.21 [3]</b> 60.3km/h (0.9M)	<b>24.18 [3]</b> 60.6km/h (1.6M)	11.77 61.2km/h (1.2M)	<b>26.02 [3]</b>
<b>6</b>	<b>Brawl</b>	6	67.6km/h	<b>4.03 [8]</b> 48.8km/h (2.2M)	<b>7.13 [6]</b> 58.0km/h (3.3M)	<b>10.00 [6]</b> 62.9km/h (3.0M)	<b>12.67 [6]</b> 67.3km/h (2.1M)	<b>15.43 [6]</b> 65.2km/h (1.1M)	<b>18.40 [6]</b> 60.7km/h (1.6M)	<b>21.35 [4]</b> 61.0km/h (1.3M)	<b>24.28 [4]</b> 61.5km/h (3.3M)	11.73 61.4km/h (2.0M)	<b>26.11 [4]</b>
<b>3</b>	<b>Tiger Toast</b>	3	67.4km/h	<b>3.93 [5]</b> 50.0km/h (1.3M)	<b>7.42 [7]</b> 52.3km/h (1.8M)	<b>10.29 [7]</b> 62.9km/h (1.7M)	<b>12.97 [7]</b> 67.0km/h (2.6M)	<b>15.74 [7]</b> 64.9km/h (1.5M)	<b>18.70 [7]</b> 61.1km/h (1.0M)	<b>21.68 [5]</b> 60.3km/h (1.1M)	<b>24.61 [5]</b> 61.5km/h (2.2M)	11.73 61.4km/h (1.4M)	<b>26.43 [5]</b>
<b>7</b>	<b>Alpine Blue</b>	7	66.7km/h	<b>3.85 [3]</b> 50.6km/h (2.2M)	<b>7.45 [8]</b> 51.0km/h (1.1M)	<b>10.34 [8]</b> 62.3km/h (1.0M)	<b>13.05 [8]</b> 66.4km/h (1.2M)	<b>15.86 [8]</b> 64.0km/h (1.2M)	<b>18.88 [8]</b> 59.7km/h (1.5M)	<b>21.94 [6]</b> 58.9km/h (1.3M)	<b>24.95 [6]</b> 59.7km/h (2.7M)	12.04 59.8km/h (1.8M)	<b>26.82 [6]</b>
<b>2</b>	<b>Money Ablaze</b>	2	68.3km/h	<b>3.92 [4]</b> 50.7km/h (0.9M)	<b>6.76 [2]</b> 63.5km/h (0.9M)	<b>9.48 [2]</b> 66.1km/h (0.9M)	<b>12.13 [2]</b> 67.9km/h (0.6M)	<b>14.90 [2]</b> 65.2km/h (1.0M)	<b>18.13 [3]</b> 56.2km/h (1.7M)	<b>22.42 [7]</b> 42.4km/h (3.9M)	<b>26.04 [7]</b> 49.7km/h (1.2M)	14.44 50.9km/h (2.0M)	<b>28.26 [7]</b>
<b>1</b>	<b>Tommy Trouble</b>	1	68.7km/h	<b>3.80 [1]</b> 53.3km/h (0.6M)	<b>6.55 [1]</b> 65.3km/h (1.1M)	<b>9.26 [1]</b> 66.7km/h (1.8M)	<b>11.88 [1]</b> 68.4km/h (0.9M)	<b>14.67 [1]</b> 64.7km/h (1.2M)	<b>18.15 [4]</b> 52.3km/h (2.4M)	<b>22.45 [8]</b> 42.3km/h (3.7M)	<b>26.05 [8]</b> 49.9km/h (1.0M)	14.70 49.8km/h (2.0M)	<b>28.28 [8]</b>





IPSWICH, QLD  
Race 4 - DOVER & SONS - 431M  
04/06/2024 - 16:09:39 PM

RUG	NAME	BOX	TOP SPEED	50M	100M	150M	200M	250M	300M	350M	400M	200M HOME	FINISH TIME
<b>6</b>	<b>Striking Miss</b>	6	69.4km/h	3.81 [2] 51.5km/h (2.6M)	6.64 [2] 63.5km/h (2.0M)	9.38 [2] 65.9km/h (2.7M)	11.98 [2] 69.2km/h (1.7M)	14.76 [2] 64.8km/h (1.2M)	17.68 [2] 61.7km/h (0.9M)	20.65 [1] 60.6km/h (1.0M)	23.56 [1] 61.8km/h (1.6M)	11.69 61.6km/h (1.2M)	<b>25.37 [1]</b>
<b>3</b>	<b>Benny Boy</b>	3	68.3km/h	3.93 [7] 49.7km/h (1.6M)	6.73 [5] 64.1km/h (0.6M)	9.45 [3] 66.4km/h (1.0M)	12.08 [3] 68.2km/h (1.3M)	14.81 [3] 65.9km/h (0.9M)	17.82 [3] 59.9km/h (1.0M)	20.80 [3] 60.5km/h (0.7M)	23.72 [2] 61.5km/h (1.0M)	11.77 61.2km/h (0.9M)	<b>25.53 [3]</b>
<b>2</b>	<b>Arapaho Malt</b>	2	68.7km/h	3.79 [1] 52.2km/h (1.4M)	6.57 [1] 64.7km/h (1.5M)	9.29 [1] 66.2km/h (2.6M)	11.92 [1] 68.4km/h (3.8M)	14.68 [1] 65.3km/h (1.9M)	17.67 [1] 60.2km/h (1.5M)	20.73 [2] 58.8km/h (1.6M)	23.74 [3] 59.9km/h (3.5M)	12.00 60.1km/h (2.3M)	<b>25.61 [4]</b>
<b>5</b>	<b>By Order Of</b>	5	68.6km/h	3.89 [4] 50.5km/h (2.2M)	6.74 [6] 63.0km/h (1.3M)	9.47 [4] 66.0km/h (1.8M)	12.11 [4] 68.2km/h (2.1M)	14.88 [4] 65.0km/h (2.1M)	17.84 [4] 60.8km/h (1.9M)	20.89 [4] 59.1km/h (1.8M)	23.86 [4] 60.6km/h (3.2M)	11.89 60.6km/h (2.3M)	<b>25.71 [5]</b>
<b>8</b>	<b>Sunshine Chick</b>	8	66.9km/h	3.86 [3] 51.2km/h (3.5M)	6.70 [3] 63.4km/h (2.4M)	9.55 [6] 63.1km/h (3.3M)	12.26 [6] 66.5km/h (2.9M)	15.02 [6] 65.2km/h (1.6M)	18.01 [6] 60.3km/h (1.4M)	21.10 [6] 58.2km/h (0.8M)	24.10 [5] 60.0km/h (0.9M)	11.99 60.1km/h (1.1M)	<b>25.96 [6]</b>
<b>10</b>	<b>City Steamer</b>	7	69.1km/h	3.93 [6] 49.6km/h (2.9M)	6.90 [7] 60.5km/h (2.3M)	9.64 [7] 65.7km/h (1.2M)	12.27 [7] 68.4km/h (1.3M)	15.09 [7] 63.9km/h (1.0M)	18.07 [7] 60.4km/h (1.0M)	21.21 [7] 57.5km/h (1.6M)	24.16 [7] 61.0km/h (2.3M)	11.96 60.3km/h (1.7M)	<b>25.98 [7]</b>
<b>4</b>	<b>Minter Elite</b>	4	67.3km/h	3.92 [5] 51.1km/h (1.9M)	6.71 [4] 64.4km/h (1.7M)	9.49 [5] 64.9km/h (2.7M)	12.17 [5] 67.1km/h (2.9M)	14.91 [5] 65.7km/h (1.1M)	17.92 [5] 59.9km/h (1.5M)	21.07 [5] 57.1km/h (1.9M)	24.11 [6] 59.1km/h (2.6M)	12.16 59.3km/h (1.8M)	<b>26.03 [8]</b>

Data based on IsoLynx Localised Positioning System.

Legend:

[ ] - Rank at each section

( ) - Avg. meters to rail for section

--- No data available at section





IPSWICH, QLD  
Race 5 - GREYHOUNDS MAKE GREAT PETS - 431M  
04/06/2024 - 16:24:38 PM

RUG	NAME	BOX	FINISH TIME
1	Glen's Wish	1	0
2	Spin Master	2	0
3	Vienna On Call	3	0
4	Springview Magic	4	0
6	Bundy Prize	6	0
7	Sirius Suzie	7	0
8	Inspired Reason	8	0

Data based on IsoLynx Localised Positioning System.

Legend:

[ ] - Rank at each section










() - Avg. meters to rail for section

-- - No data available at section





IPSWICH, QLD  
Race 6 - ROSEWOOD VETERINARY SERVICE Regional Origin Challe - 520M  
04/06/2024 - 17:09:09 PM

RUG	NAME	BOX	HOME	FINISH TIME
	Bootin' Boodie	1	30.35	30.35 [1]
	Game Of Patience	2	30.98	30.98 [2]
	Hot Tyson	3	31.49	31.49 [6]
	Kasey's Money	4	31.92	31.92 [7]
	Ruby Shines	5	31.14	31.14 [5]
	Gone Walkabout	6	31.13	31.13 [4]
	Ringbark Rebel	7	32.20	32.20 [8]
	Zephyr	8	31.09	31.09 [3]
	Hooked On Torque	9		



IPSWICH, QLD  
Race 7 - WEST MORETON PET FOODS Regional Origin Challenge H - 520M  
04/06/2024 - 17:27:37 PM

RUG	NAME	BOX	TOP SPEED	50M	100M	150M	200M	250M	300M	350M	400M	450M	500M	200M HOME	FINISH TIME
<b>3</b>	<b>Johnny Koala</b>	3	68.4km/h	3.78 [2] 53.2km/h (0.8M)	6.45 [2] 67.3km/h (0.8M)	9.13 [1] 67.0km/h (0.9M)	11.87 [1] 65.9km/h (0.9M)	14.62 [1] 65.5km/h (1.0M)	17.33 [1] 66.4km/h (0.9M)	20.15 [1] 63.7km/h (1.0M)	23.15 [1] 60.2km/h (0.9M)	26.22 [1] 58.6km/h (1.0M)	29.27 [1] 59.0km/h (1.1M)	12.06 59.8km/h (1.0M)	<b>30.50 [1]</b>
<b>7</b>	<b>Bon Flame</b>	7	68.4km/h	3.78 [1] 53.1km/h (2.9M)	6.44 [1] 67.5km/h (1.9M)	9.18 [2] 65.6km/h (1.5M)	11.96 [2] 64.7km/h (1.5M)	14.74 [2] 64.9km/h (2.0M)	17.48 [2] 65.6km/h (2.4M)	20.36 [3] 62.4km/h (1.6M)	23.43 [3] 58.7km/h (1.4M)	26.56 [2] 57.7km/h (1.5M)	29.63 [2] 58.6km/h (2.4M)	12.23 58.8km/h (1.7M)	<b>30.86 [2]</b>
<b>9</b>	<b>Hooked On Torque</b>	5	65.6km/h	3.86 [4] 51.8km/h (2.4M)	6.65 [5] 64.4km/h (1.9M)	9.46 [5] 64.1km/h (1.7M)	12.35 [5] 62.3km/h (2.3M)	15.16 [5] 64.0km/h (1.7M)	17.92 [5] 65.3km/h (2.1M)	20.78 [5] 62.8km/h (1.2M)	23.80 [5] 59.8km/h (1.5M)	26.83 [4] 59.3km/h (1.9M)	29.80 [4] 60.7km/h (2.5M)	11.92 60.4km/h (1.8M)	<b>30.98 [3]</b>
<b>6</b>	<b>Annihilating</b>	6	66.9km/h	3.86 [5] 52.1km/h (2.7M)	6.58 [4] 66.1km/h (2.2M)	9.30 [4] 66.2km/h (1.6M)	12.02 [3] 66.2km/h (1.1M)	14.75 [3] 65.9km/h (1.0M)	17.49 [3] 65.6km/h (1.7M)	20.35 [2] 62.9km/h (0.8M)	23.41 [2] 58.9km/h (0.7M)	26.56 [3] 57.2km/h (0.9M)	29.75 [3] 56.3km/h (1.5M)	12.42 58.0km/h (1.0M)	<b>31.05 [4]</b>
<b>2</b>	<b>Fearless Freak</b>	2	66.8km/h	3.91 [7] 52.2km/h (0.9M)	6.77 [7] 62.8km/h (1.0M)	9.71 [7] 61.3km/h (1.8M)	12.52 [7] 63.9km/h (1.2M)	15.29 [7] 65.1km/h (1.3M)	18.03 [7] 65.6km/h (1.1M)	21.00 [7] 60.7km/h (0.8M)	24.01 [7] 59.9km/h (1.5M)	26.99 [7] 60.4km/h (1.6M)	29.91 [5] 61.6km/h (3.1M)	11.86 60.7km/h (1.9M)	<b>31.10 [5]</b>
<b>1</b>	<b>Precious Layla</b>	1	65.7km/h	3.94 [8] 51.5km/h (0.8M)	6.73 [6] 64.3km/h (0.8M)	9.60 [6] 62.7km/h (1.0M)	12.43 [6] 63.8km/h (1.1M)	15.23 [6] 64.2km/h (2.4M)	17.99 [6] 65.1km/h (2.9M)	20.89 [6] 62.1km/h (1.2M)	23.89 [6] 60.1km/h (1.0M)	26.94 [5] 59.0km/h (1.1M)	29.99 [6] 59.0km/h (1.6M)	12.07 59.6km/h (1.3M)	<b>31.22 [6]</b>
<b>8</b>	<b>Copacetic</b>	8	67.2km/h	3.91 [6] 51.8km/h (3.5M)	6.78 [8] 62.6km/h (2.2M)	9.89 [8] 58.1km/h (1.1M)	12.72 [8] 63.7km/h (0.7M)	15.46 [8] 65.8km/h (1.3M)	18.15 [8] 66.8km/h (1.4M)	21.20 [8] 59.5km/h (0.8M)	24.26 [8] 58.8km/h (0.7M)	27.29 [8] 59.4km/h (0.9M)	30.26 [7] 60.5km/h (1.3M)	12.18 59.2km/h (1.0M)	<b>31.48 [7]</b>
<b>4</b>	<b>Blue Rex</b>	4	67.8km/h	3.83 [3] 52.5km/h (1.9M)	6.53 [3] 66.7km/h (1.8M)	9.27 [3] 65.5km/h (1.8M)	12.11 [4] 63.5km/h (2.0M)	14.91 [4] 64.2km/h (2.6M)	17.67 [4] 65.3km/h (2.5M)	20.57 [4] 62.0km/h (1.3M)	23.70 [4] 57.7km/h (1.0M)	26.97 [6] 55.0km/h (1.3M)	30.31 [8] 53.8km/h (2.1M)	12.85 56.1km/h (1.5M)	<b>31.68 [8]</b>

Data based on IsoLynx Localised Positioning System.  
Legend:  
[] - Rank at each section  
( ) - Avg. meters to rail for section  
-- - No data available at section





IPSWICH, QLD  
Race 8 - M & K BUTCHERS Regional Origin Challenge H - 520M  
04/06/2024 - 17:50:39 PM

RUG	NAME	BOX	TOP SPEED	50M	100M	150M	200M	250M	300M	350M	400M	450M	500M	200M HOME	FINISH TIME
<b>8</b>	<b>Hara's Buddy</b>	8	69.6km/h	3.86 [4] 53.1km/h (4.4M)	6.48 [1] 68.6km/h (2.1M)	9.12 [1] 68.2km/h (1.1M)	11.80 [1] 67.1km/h (1.1M)	14.52 [1] 66.3km/h (2.3M)	17.18 [1] 67.5km/h (1.2M)	20.01 [1] 63.7km/h (0.8M)	23.04 [1] 59.5km/h (0.8M)	26.16 [1] 57.8km/h (0.9M)	29.30 [1] 57.3km/h (1.0M)	12.28 58.7km/h (0.9M)	<b>30.58 [1]</b>
<b>5</b>	<b>Walk Right In</b>	5	68.1km/h	3.83 [1] 52.9km/h (1.8M)	6.51 [2] 66.9km/h (1.0M)	9.27 [2] 65.3km/h (1.3M)	12.06 [2] 64.5km/h (1.8M)	14.80 [2] 65.6km/h (2.0M)	17.52 [2] 66.2km/h (2.3M)	20.36 [2] 63.3km/h (1.0M)	23.40 [2] 59.4km/h (1.0M)	26.51 [2] 57.9km/h (1.7M)	29.62 [2] 57.9km/h (2.8M)	12.21 59.0km/h (1.7M)	<b>30.87 [2]</b>
<b>4</b>	<b>Don't Tell Helen</b>	4	68.1km/h	3.88 [5] 52.2km/h (1.5M)	6.58 [3] 66.6km/h (0.7M)	9.40 [3] 63.9km/h (2.4M)	12.24 [3] 63.4km/h (2.6M)	15.04 [3] 64.3km/h (3.9M)	17.79 [3] 65.4km/h (3.6M)	20.62 [3] 63.7km/h (1.1M)	23.69 [3] 58.7km/h (1.7M)	26.80 [3] 57.9km/h (2.1M)	29.85 [3] 58.9km/h (3.5M)	12.15 59.3km/h (2.2M)	<b>31.07 [3]</b>
<b>3</b>	<b>Stepney Green</b>	3	67.3km/h	3.91 [6] 51.9km/h (1.2M)	6.77 [6] 63.0km/h (0.6M)	9.71 [8] 61.3km/h (1.1M)	12.57 [8] 62.9km/h (1.9M)	15.35 [7] 64.7km/h (3.9M)	18.04 [7] 66.8km/h (3.6M)	20.91 [6] 62.9km/h (1.5M)	23.89 [5] 60.4km/h (1.6M)	26.93 [5] 59.3km/h (2.5M)	29.91 [4] 60.3km/h (4.3M)	11.95 60.3km/h (2.6M)	<b>31.12 [4]</b>
<b>7</b>	<b>Electric Man</b>	7	67.0km/h	3.86 [3] 52.5km/h (3.2M)	6.61 [4] 65.5km/h (1.5M)	9.53 [4] 61.7km/h (2.9M)	12.37 [4] 63.3km/h (2.3M)	15.17 [4] 64.4km/h (2.5M)	17.91 [4] 65.7km/h (2.3M)	20.74 [4] 63.6km/h (1.1M)	23.81 [4] 58.8km/h (1.7M)	26.88 [4] 58.5km/h (1.9M)	29.94 [5] 58.8km/h (3.5M)	12.14 59.3km/h (2.2M)	<b>31.17 [5]</b>
<b>2</b>	<b>Bo Katan</b>	2	66.7km/h	3.93 [7] 51.5km/h (0.9M)	6.85 [8] 61.6km/h (0.5M)	9.70 [7] 63.1km/h (1.0M)	12.53 [7] 63.7km/h (1.1M)	15.32 [6] 64.5km/h (2.4M)	18.02 [6] 66.5km/h (1.7M)	20.90 [5] 62.7km/h (1.0M)	23.93 [6] 59.4km/h (1.1M)	27.02 [6] 58.4km/h (1.7M)	30.05 [6] 59.3km/h (3.1M)	12.11 59.4km/h (1.8M)	<b>31.27 [6]</b>
<b>1</b>	<b>Jupiter</b>	1	65.9km/h	4.01 [8] 50.6km/h (0.6M)	6.81 [7] 64.4km/h (1.3M)	9.62 [6] 64.1km/h (2.1M)	12.44 [6] 63.6km/h (1.4M)	15.35 [8] 62.0km/h (3.1M)	18.12 [8] 64.9km/h (2.5M)	21.06 [8] 61.4km/h (1.5M)	24.08 [8] 59.7km/h (1.4M)	27.13 [8] 59.0km/h (2.5M)	30.11 [7] 60.3km/h (4.2M)	12.00 59.9km/h (2.6M)	<b>31.31 [7]</b>
<b>6</b>	<b>Tarawi Lola</b>	6	65.8km/h	3.85 [2] 51.9km/h (2.7M)	6.72 [5] 62.8km/h (1.3M)	9.60 [5] 62.5km/h (0.8M)	12.41 [5] 64.0km/h (0.7M)	15.21 [5] 64.4km/h (1.7M)	17.96 [5] 65.3km/h (1.7M)	20.93 [7] 60.7km/h (0.7M)	24.01 [7] 58.5km/h (0.7M)	27.09 [7] 58.4km/h (1.0M)	30.13 [8] 59.2km/h (2.3M)	12.20 58.9km/h (1.3M)	<b>31.36 [8]</b>

Data based on IsoLynx Localised Positioning System.

Legend:

[ ] - Rank at each section

( ) - Avg. meters to rail for section

-- - No data available at section







IPSWICH, QLD  
Race 9 - GREYHOUND GEAR - 431M  
04/06/2024 - 18:08:53 PM

RUG	NAME	BOX	TOP SPEED	50M	100M	150M	200M	250M	300M	350M	400M	200M HOME	FINISH TIME
<b>3</b>	<b>Arbela</b>	3	70.0km/h	<b>3.70 [1]</b> 53.1km/h (1.8M)	<b>6.40 [1]</b> 66.8km/h (1.0M)	<b>9.06 [1]</b> 67.7km/h (1.8M)	<b>11.64 [1]</b> 69.8km/h (1.6M)	<b>14.30 [1]</b> 67.6km/h (0.9M)	<b>17.19 [1]</b> 62.2km/h (0.9M)	<b>20.15 [1]</b> 60.9km/h (1.0M)	<b>23.10 [1]</b> 60.9km/h (1.7M)	11.68 61.7km/h (1.2M)	<b>24.94 [1]</b>
<b>1</b>	<b>Journalist</b>	1	68.3km/h	<b>3.78 [2]</b> 52.3km/h (0.9M)	<b>6.63 [2]</b> 63.1km/h (1.0M)	<b>9.43 [4]</b> 64.3km/h (0.9M)	<b>12.09 [4]</b> 67.7km/h (0.9M)	<b>14.98 [5]</b> 62.3km/h (0.8M)	<b>17.96 [5]</b> 60.5km/h (1.0M)	<b>20.92 [4]</b> 60.9km/h (0.9M)	<b>23.80 [3]</b> 62.4km/h (1.3M)	11.72 61.4km/h (1.1M)	<b>25.59 [2]</b>
<b>5</b>	<b>Kilkenny Blue</b>	5	68.9km/h	<b>3.92 [7]</b> 51.3km/h (2.3M)	<b>6.75 [6]</b> 63.6km/h (2.5M)	<b>9.50 [6]</b> 65.5km/h (3.5M)	<b>12.11 [5]</b> 68.8km/h (3.1M)	<b>14.86 [3]</b> 65.5km/h (1.7M)	<b>17.81 [3]</b> 61.1km/h (1.3M)	<b>20.81 [3]</b> 60.0km/h (1.4M)	<b>23.80 [2]</b> 60.2km/h (3.7M)	11.86 60.7km/h (2.2M)	<b>25.65 [3]</b>
<b>2</b>	<b>Jungcelyon</b>	2	67.9km/h	<b>3.80 [3]</b> 52.2km/h (1.2M)	<b>6.64 [3]</b> 63.4km/h (1.4M)	<b>9.40 [2]</b> 65.3km/h (1.4M)	<b>12.05 [2]</b> 67.7km/h (1.6M)	<b>14.83 [2]</b> 64.9km/h (0.9M)	<b>17.81 [2]</b> 60.6km/h (0.8M)	<b>20.81 [2]</b> 60.0km/h (1.1M)	<b>23.81 [4]</b> 59.8km/h (3.2M)	11.94 60.3km/h (1.8M)	<b>25.71 [4]</b>
<b>4</b>	<b>Sirius Lizzie</b>	4	68.7km/h	<b>3.88 [6]</b> 51.8km/h (1.8M)	<b>6.71 [5]</b> 63.4km/h (1.0M)	<b>9.53 [7]</b> 64.1km/h (2.5M)	<b>12.15 [6]</b> 68.5km/h (2.5M)	<b>15.00 [6]</b> 63.4km/h (1.9M)	<b>18.00 [6]</b> 59.9km/h (2.4M)	<b>21.02 [5]</b> 59.7km/h (2.1M)	<b>23.96 [5]</b> 61.1km/h (4.0M)	11.91 60.4km/h (2.9M)	<b>25.80 [5]</b>
<b>6</b>	<b>Oak's Best</b>	6	68.3km/h	<b>3.85 [5]</b> 51.4km/h (2.4M)	<b>6.76 [7]</b> 61.9km/h (1.5M)	<b>9.45 [5]</b> 66.8km/h (1.7M)	<b>12.15 [7]</b> 66.7km/h (1.7M)	<b>15.09 [7]</b> 61.6km/h (1.1M)	<b>18.07 [7]</b> 60.3km/h (0.8M)	<b>21.05 [6]</b> 60.4km/h (0.9M)	<b>24.04 [6]</b> 60.3km/h (1.6M)	11.95 60.2km/h (1.1M)	<b>25.89 [6]</b>
<b>8</b>	<b>Farmor Credible</b>	8	68.1km/h	<b>3.80 [4]</b> 51.8km/h (3.1M)	<b>6.66 [4]</b> 63.0km/h (2.2M)	<b>9.42 [3]</b> 65.1km/h (2.5M)	<b>12.08 [3]</b> 67.7km/h (2.1M)	<b>14.91 [4]</b> 63.6km/h (1.2M)	<b>17.96 [4]</b> 59.2km/h (1.3M)	<b>21.06 [7]</b> 58.0km/h (1.3M)	<b>24.13 [7]</b> 58.6km/h (2.5M)	12.25 58.8km/h (1.7M)	<b>26.06 [7]</b>

Data based on IsoLynx Localised Positioning System.

Legend:

[ ] - Rank at each section

( ) - Avg. meters to rail for section

-- No data available at section





IPSWICH, QLD  
Race 10 - TREMBATH TYRES - 431M  
04/06/2024 - 18:26:37 PM

RUG	NAME	BOX	TOP SPEED	50M	100M	150M	200M	250M	300M	350M	400M	200M HOME	FINISH TIME
	Company You Keep	2	70.3km/h	3.98 [7] 51.7km/h (0.8M)	6.80 [6] 64.0km/h (0.8M)	9.47 [4] 67.4km/h (0.9M)	12.04 [1] 69.9km/h (0.7M)	14.68 [1] 68.1km/h (0.9M)	17.50 [1] 63.8km/h (0.9M)	20.42 [1] 61.7km/h (0.9M)	23.35 [1] 61.6km/h (0.7M)	11.50 62.6km/h (0.8M)	25.17 [1]
	Tayla's Lass	1	68.5km/h	3.83 [2] 51.8km/h (1.1M)	6.67 [1] 63.2km/h (0.8M)	9.40 [1] 66.0km/h (1.3M)	12.04 [2] 68.2km/h (1.7M)	14.81 [3] 64.9km/h (1.5M)	17.76 [3] 61.2km/h (1.3M)	20.68 [2] 61.5km/h (1.0M)	23.58 [2] 62.1km/h (1.9M)	11.65 61.8km/h (1.5M)	25.38 [2]
	Fat Boy's Wants	6	68.7km/h	3.83 [3] 51.2km/h (2.5M)	6.69 [2] 63.0km/h (1.8M)	9.43 [2] 65.6km/h (2.3M)	12.06 [3] 68.4km/h (2.8M)	14.79 [2] 66.0km/h (2.2M)	17.75 [2] 60.8km/h (2.1M)	20.74 [3] 60.3km/h (1.7M)	23.67 [3] 61.5km/h (2.7M)	11.72 61.5km/h (2.2M)	25.46 [3]
	Insignificant	7	68.0km/h	3.84 [4] 50.9km/h (2.8M)	6.73 [4] 62.4km/h (2.2M)	9.48 [5] 65.4km/h (2.9M)	12.13 [5] 67.8km/h (3.6M)	14.90 [4] 65.0km/h (2.3M)	17.86 [4] 60.9km/h (1.8M)	20.80 [4] 61.2km/h (0.9M)	23.74 [4] 61.2km/h (1.1M)	11.75 61.3km/h (1.3M)	25.59 [4]
	Bright Sapphire	5	69.2km/h	3.96 [6] 50.8km/h (1.9M)	6.88 [7] 61.6km/h (1.3M)	9.67 [7] 64.5km/h (3.3M)	12.29 [7] 68.8km/h (3.5M)	15.03 [7] 65.7km/h (1.0M)	18.13 [5] 58.2km/h (0.6M)	21.14 [5] 59.8km/h (0.7M)	24.07 [5] 61.5km/h (0.9M)	11.96 60.3km/h (0.7M)	25.92 [6]
	Balmy Nights	3	68.4km/h	3.90 [5] 50.5km/h (1.5M)	6.78 [5] 62.5km/h (1.4M)	9.53 [6] 65.4km/h (2.3M)	12.17 [6] 68.3km/h (3.3M)	15.02 [6] 63.3km/h (1.7M)	18.29 [6] 55.4km/h (1.9M)	21.31 [6] 59.6km/h (1.7M)	24.25 [6] 61.2km/h (3.8M)	12.23 59.0km/h (2.5M)	26.08 [7]
	Red Ranger	4	68.8km/h	3.81 [1] 51.6km/h (1.7M)	6.69 [3] 62.3km/h (1.1M)	9.45 [3] 65.5km/h (1.8M)	12.07 [4] 68.4km/h (2.1M)	14.99 [5] 62.0km/h (1.5M)	18.59 [7] 50.6km/h (0.9M)	21.65 [7] 58.7km/h (1.0M)	24.63 [7] 60.5km/h (2.2M)	12.70 57.2km/h (1.5M)	26.48 [8]

Data based on IsoLynx Localised Positioning System.

Legend:

[ ] - Rank at each section

( ) - Avg. meters to rail for section

--- No data available at section





IPSWICH, QLD  
Race 11 - TAB - 431M  
04/06/2024 - 18:51:40 PM

RUG	NAME	BOX	TOP SPEED	50M	100M	150M	200M	250M	300M	350M	400M	200M HOME	FINISH TIME
<b>6</b>	<b>Celtic Goddess</b>	6	70.5km/h	3.73 [1] 52.4km/h (2.4M)	6.45 [1] 66.0km/h (1.3M)	9.10 [1] 68.1km/h (2.0M)	11.66 [1] 70.4km/h (1.9M)	14.31 [1] 67.8km/h (1.1M)	17.19 [1] 62.7km/h (1.1M)	20.13 [1] 61.1km/h (1.3M)	23.07 [1] 61.2km/h (2.2M)	11.62 62.0km/h (1.5M)	24.91 [1]
<b>7</b>	<b>Infra Terra</b>	7	70.1km/h	3.78 [3] 52.1km/h (2.7M)	6.57 [3] 64.6km/h (1.9M)	9.24 [3] 67.5km/h (1.3M)	11.81 [3] 69.8km/h (0.7M)	14.46 [2] 68.0km/h (0.9M)	17.31 [2] 63.3km/h (0.9M)	20.24 [2] 61.4km/h (1.0M)	23.18 [2] 61.2km/h (0.8M)	11.56 62.3km/h (0.8M)	25.01 [2]
<b>1</b>	<b>Lil Easy Breeze</b>	1	68.4km/h	3.81 [4] 51.5km/h (0.7M)	6.65 [4] 63.3km/h (1.0M)	9.40 [4] 65.6km/h (0.7M)	12.04 [4] 68.1km/h (0.6M)	14.76 [4] 66.2km/h (1.0M)	17.70 [4] 61.4km/h (0.9M)	20.72 [3] 59.6km/h (0.7M)	23.65 [3] 61.5km/h (0.6M)	11.72 61.5km/h (0.8M)	25.43 [3]
<b>3</b>	<b>Marcia Hook</b>	3	68.9km/h	3.93 [7] 51.3km/h (1.2M)	6.73 [6] 64.3km/h (0.6M)	9.48 [6] 65.6km/h (0.9M)	12.10 [6] 68.7km/h (1.0M)	14.87 [5] 65.0km/h (1.2M)	17.82 [5] 61.1km/h (1.6M)	20.80 [5] 60.3km/h (1.9M)	23.72 [4] 61.7km/h (3.1M)	11.74 61.4km/h (2.2M)	25.52 [4]
<b>8</b>	<b>Farmor Lucky</b>	8	68.1km/h	3.90 [6] 50.9km/h (3.0M)	6.76 [7] 62.9km/h (2.0M)	9.54 [7] 64.7km/h (2.0M)	12.19 [7] 67.8km/h (1.6M)	14.91 [6] 66.3km/h (1.0M)	17.85 [6] 61.4km/h (0.7M)	20.84 [6] 60.1km/h (0.7M)	23.80 [5] 60.9km/h (1.0M)	11.73 61.4km/h (0.8M)	25.61 [5]
<b>4</b>	<b>Go Wild Ethan</b>	4	68.4km/h	3.73 [2] 52.6km/h (1.9M)	6.47 [2] 65.6km/h (0.8M)	9.17 [2] 66.7km/h (1.3M)	11.81 [2] 68.2km/h (1.5M)	14.64 [3] 63.8km/h (1.8M)	17.68 [3] 59.1km/h (1.6M)	20.78 [4] 58.2km/h (1.4M)	23.84 [6] 58.7km/h (1.9M)	12.25 58.8km/h (1.8M)	25.76 [6]
<b>5</b>	<b>Toffee Coffee</b>	5	68.9km/h	3.85 [5] 51.3km/h (2.0M)	6.71 [5] 63.0km/h (1.6M)	9.45 [5] 65.7km/h (1.9M)	12.08 [5] 68.6km/h (1.6M)	14.99 [7] 62.3km/h (1.6M)	18.02 [7] 59.4km/h (1.0M)	21.05 [7] 59.5km/h (0.9M)	24.01 [7] 60.6km/h (1.1M)	12.05 59.8km/h (1.1M)	25.85 [7]

Data based on IsoLynx Localised Positioning System.

Legend:

[ ] - Rank at each section

( ) - Avg. meters to rail for section

-- No data available at section





IPSWICH, QLD  
Race 12 - TAB VENUE MODE - 431M  
04/06/2024 - 19:06:38 PM

RUG	NAME	BOX	TOP SPEED	50M	100M	150M	200M	250M	300M	350M	400M	200M HOME	FINISH TIME
<b>8</b>	<b>Extreme Tension</b>	8	70.0km/h	3.73 [1] 53.1km/h (2.9M)	6.42 [1] 66.9km/h (0.9M)	9.06 [1] 68.2km/h (0.9M)	11.63 [1] 69.8km/h (1.1M)	14.30 [1] 67.6km/h (1.2M)	17.15 [1] 63.1km/h (1.1M)	20.07 [1] 61.6km/h (1.1M)	22.99 [1] 61.7km/h (1.2M)	11.53 62.5km/h (1.1M)	<b>24.81 [1]</b>
<b>7</b>	<b>Kingsbrae Alice</b>	7	69.5km/h	3.82 [2] 52.2km/h (2.6M)	6.59 [2] 65.0km/h (1.1M)	9.28 [2] 66.9km/h (0.7M)	11.88 [2] 69.1km/h (0.7M)	14.56 [2] 67.3km/h (0.9M)	17.44 [2] 62.7km/h (0.8M)	20.39 [2] 60.9km/h (0.8M)	23.35 [2] 60.9km/h (1.1M)	11.66 61.8km/h (0.9M)	<b>25.20 [2]</b>
<b>4</b>	<b>Gracie's Myth</b>	4	68.7km/h	3.87 [3] 51.1km/h (1.6M)	6.70 [3] 63.8km/h (0.8M)	9.40 [3] 66.5km/h (1.0M)	12.03 [3] 68.5km/h (1.6M)	14.73 [3] 66.6km/h (1.1M)	17.70 [3] 60.9km/h (1.2M)	20.68 [3] 60.4km/h (0.8M)	23.60 [3] 61.5km/h (0.9M)	11.70 61.5km/h (0.9M)	<b>25.40 [3]</b>
<b>1</b>	<b>Lochinvar Milan</b>	1	68.7km/h	4.00 [7] 49.5km/h (0.8M)	6.89 [4] 62.3km/h (0.8M)	9.62 [4] 65.9km/h (1.6M)	12.25 [4] 68.4km/h (1.3M)	14.96 [4] 66.4km/h (0.8M)	17.88 [4] 61.9km/h (0.7M)	20.83 [4] 61.0km/h (0.7M)	23.73 [4] 62.0km/h (0.5M)	11.60 62.1km/h (0.7M)	<b>25.53 [4]</b>
<b>3</b>	<b>Custody</b>	3	68.8km/h	4.00 [6] 49.7km/h (1.5M)	6.97 [5] 60.6km/h (1.1M)	9.72 [5] 65.6km/h (0.9M)	12.33 [5] 68.7km/h (0.8M)	15.11 [5] 64.8km/h (0.9M)	18.05 [5] 61.3km/h (0.9M)	21.01 [5] 60.9km/h (1.2M)	23.93 [5] 61.6km/h (1.8M)	11.70 61.5km/h (1.2M)	<b>25.74 [5]</b>
<b>6</b>	<b>Cutie Cutie</b>	6	68.1km/h	3.89 [4] 49.7km/h (2.0M)	7.00 [6] 58.1km/h (1.8M)	9.79 [6] 64.5km/h (2.2M)	12.44 [6] 67.8km/h (2.2M)	15.22 [6] 64.7km/h (1.3M)	18.20 [6] 60.6km/h (1.0M)	21.17 [6] 60.6km/h (0.8M)	24.08 [6] 61.8km/h (1.0M)	11.73 61.4km/h (0.9M)	<b>25.88 [6]</b>
<b>2</b>	<b>Bacchus Warnie</b>	2	67.9km/h	4.07 [8] 48.1km/h (1.2M)	7.05 [7] 60.4km/h (0.7M)	9.84 [7] 64.7km/h (1.5M)	12.50 [7] 67.5km/h (1.7M)	15.29 [7] 64.6km/h (1.3M)	18.25 [7] 60.9km/h (2.0M)	21.21 [7] 60.8km/h (1.8M)	24.11 [7] 62.0km/h (3.5M)	11.70 61.5km/h (2.5M)	<b>25.92 [7]</b>
<b>5</b>	<b>Sidonia</b>	5	68.8km/h	3.94 [5] 50.7km/h (2.2M)	7.15 [8] 56.2km/h (1.8M)	9.93 [8] 64.9km/h (0.9M)	12.55 [8] 68.3km/h (0.6M)	15.41 [8] 63.1km/h (0.7M)	18.38 [8] 60.7km/h (0.8M)	21.35 [8] 60.5km/h (0.8M)	24.24 [8] 62.4km/h (1.1M)	11.71 61.5km/h (0.8M)	<b>26.03 [8]</b>

Data based on IsoLynx Localised Positioning System.

Legend:

[ ] - Rank at each section

( ) - Avg. meters to rail for section

-- - No data available at section

