



Doomben QLD Professional
Race 4: LADBROKES RACING CLUB Fillies & Mares Class 3 Plate (4YO
only QTIS bonuses applicable) - 1200m
05 June 2024 - 14:19



BRISBANE
RACING CLUB

Track Rating: Soft 5, Weather: Fine, Rail Position: +7m Entire

Section		Overall	1000m	800m	600m	400m	200m	Last 600m					
Field Times		1:10.11 (0:13.13)	0:56.98 (0:10.96)	0:46.02 (0:11.58)	0:34.44 (0:11.53)	0:22.91 (0:10.99)	0:11.92 (0:11.92)	0:34.44					
Rank	TAB Horse/Jockey	Barrier	Top Speed [km/h]	Fastest Section	Margin						Distance Travelled [m]		
1	2 LENNIC Boris Thornton	2	68.3 1000m	0:10.96 1000m	1:10.11 [1] (0:13.13)	0:56.98 [1] (0:10.96)	0:46.02 [1] (0:11.60)	0:34.42 [2] (0:11.51)	0:22.91 [1] (0:10.99)	0:11.92 [1] (0:11.92)	1:10.11	0:34.42	
2	8 SET TO SHINE Angela Jones	8	69.0 1000m	0:10.93 1000m	1:10.16 [2] (0:13.47)	0:56.69 [5] (0:10.93)	0:45.76 [5] (0:11.46)	0:34.30 [3] (0:11.60)	0:22.70 [3] (0:11.03)	0:11.67 [3] (0:11.67)	0.25L	0:34.30	+7
3	5 SPIRIT QUEEN Vlad Duric	10	69.8 400m	0:10.71 400m	1:10.28 [3] (0:13.89)	0:56.39 [9] (0:11.06)	0:45.33 [9] (0:11.50)	0:33.83 [9] (0:11.54)	0:22.29 [9] (0:10.71)	0:11.58 [6] (0:11.58)	0.99L	0:33.83	+5
4	7 PONCA Ryan Maloney	9	68.7 Overall	0:10.93 1000m	1:10.34 [4] (0:13.21)	0:57.13 [2] (0:10.93)	0:46.20 [2] (0:11.53)	0:34.67 [1] (0:11.57)	0:23.10 [2] (0:11.06)	0:12.04 [2] (0:12.04)	1.33L	0:34.67	+3
5	9 SHOHEI Damien Thornton	6	67.4 1000m	0:11.04 1000m	1:10.45 [5] (0:13.53)	0:56.92 [7] (0:11.04)	0:45.88 [8] (0:11.43)	0:34.45 [6] (0:11.57)	0:22.88 [6] (0:11.04)	0:11.84 [5] (0:11.84)	1.97L	0:34.45	+7
6	1 I AM TAKINGTHELOT James Orman	7	67.6 1000m	0:11.05 1000m	1:10.51 [6] (0:13.28)	0:57.23 [3] (0:11.05)	0:46.18 [4] (0:11.57)	0:34.61 [4] (0:11.60)	0:23.01 [4] (0:11.10)	0:11.91 [4] (0:11.91)	2.31L	0:34.61	+4
7	6 CELESTIAL HARBOUR Karl Zechner	4	67.8 Overall	0:11.00 1000m	1:10.57 [7] (0:13.52)	0:57.05 [6] (0:11.00)	0:46.05 [6] (0:11.58)	0:34.47 [7] (0:11.60)	0:22.87 [7] (0:11.06)	0:11.81 [7] (0:11.81)	2.71L	0:34.47	+6
8	4 PARISIAN LADY Bailey Wheeler	5	70.0 Overall	0:10.87 1000m	1:10.82 [8] (0:13.68)	0:57.14 [8] (0:10.87)	0:46.27 [7] (0:11.71)	0:34.56 [8] (0:11.54)	0:23.02 [8] (0:11.18)	0:11.84 [9] (0:11.84)	4.14L	0:34.56	+0
9	11 YALLA Kyle Wilson-Taylor	3	68.4 1000m	0:10.91 1000m	1:10.85 [9] (0:13.41)	0:57.44 [4] (0:10.91)	0:46.53 [3] (0:11.61)	0:34.92 [5] (0:11.59)	0:23.33 [5] (0:11.28)	0:12.05 [8] (0:12.05)	4.33L	0:34.92	+2

Scratched: Chillli Filly (#10), One 'N' Only (#3)

[] Ranking at each section and finish
 -:-:- No data available at this section
 NA No data available

SCN Saddle cloth number
 DNF Did not finish
 DNT Did not track



Horse/Jockey Name	Lennic
Final Rank	1
Fastest Section Time (Section)	0:10.96 (1000m)
Top Speed [km/h] (Section)	68.3 (1000m)
Race State	Finished



Doomben QLD Professional
Race 4: LADBROKES RACING CLUB Fillies & Mares Class 3 Plate (4YO only QTIS bonuses applicable) - 1200m

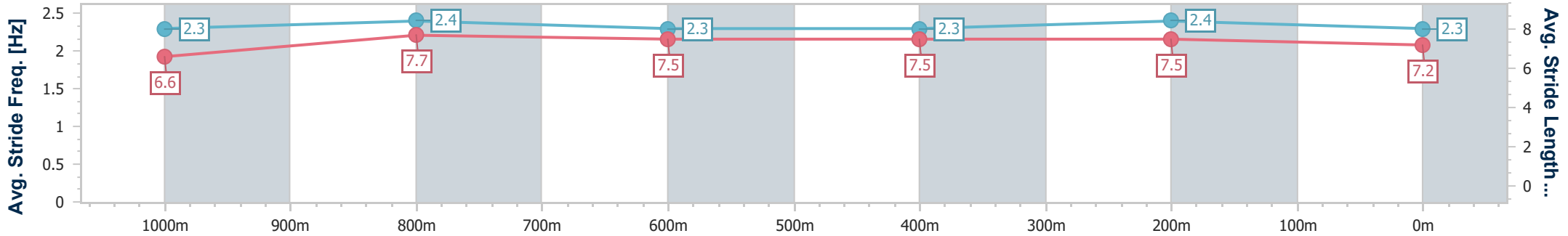
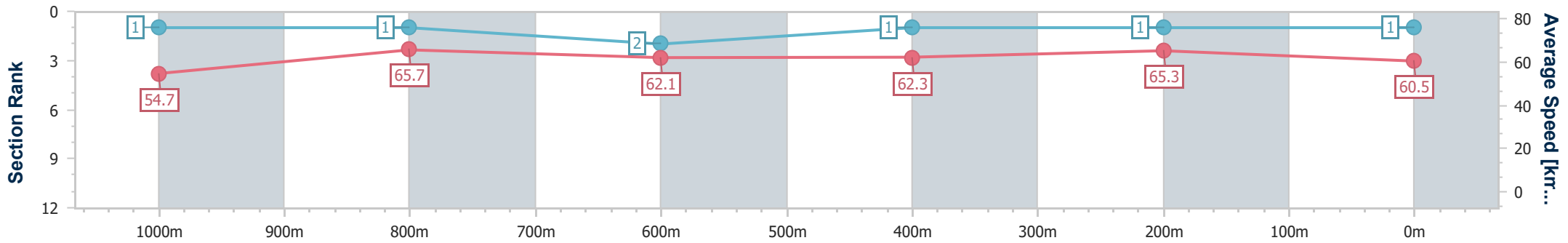


BRISBANE RACING CLUB

05 June 2024 - 14:19

Track Rating: Soft 5, Weather: Fine, Rail Position: +7m Entire

Section	Overall	1000m	800m	600m	400m	200m
Section Times	1:10.11 [1] (0:13.13)	0:56.98 [1] (0:10.96)	0:46.02 [1] (0:11.60)	0:34.42 [2] (0:11.51)	0:22.91 [1] (0:10.99)	0:11.92 [1] (0:11.92)
Average Speed [km/h]	54.7	65.7	62.1	62.3	65.3	60.5
Top Speed [km/h]	67.9	68.3	63.3	64.5	66.5	65.2
Avg. Dist. to Rail [m]	0.5	0.5	0.2	0.7	2.2	2.5
Avg. Stride Freq. [Hz]	2.3	2.4	2.3	2.3	2.4	2.3
Avg. Stride Length [m]	6.6	7.7	7.5	7.5	7.5	7.2



- [] Ranking at each section and finish
- .-.- No data available at this section
- NA No data available



Horse/Jockey Name	Set To Shine
Final Rank	2
Fastest Section Time (Section)	0:10.93 (1000m)
Top Speed [km/h] (Section)	69.0 (1000m)
Race State	Finished



Doomben QLD Professional
Race 4: LADBROKES RACING CLUB Fillies & Mares Class 3
Plate (4YO only QTIS bonuses applicable) - 1200m

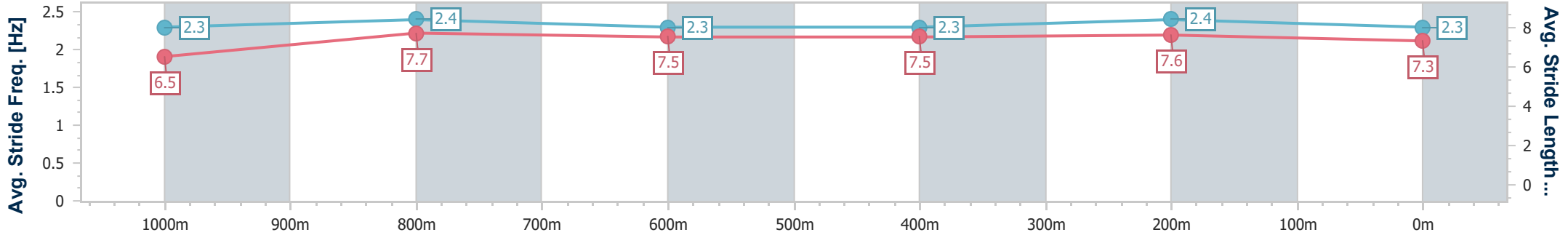
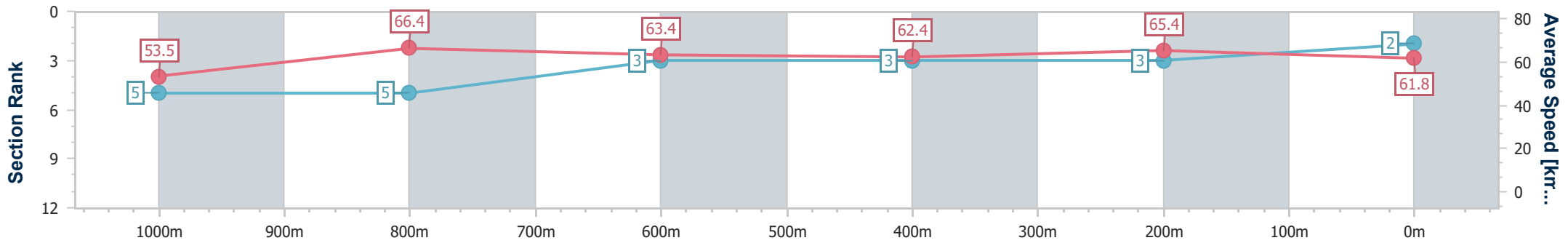
05 June 2024 - 14:19

Track Rating: Soft 5, Weather: Fine, Rail Position: +7m Entire



BRISBANE
RACING CLUB

Section	Overall	1000m	800m	600m	400m	200m
Section Times	1:10.16 [2] (0:13.47)	0:56.69 [5] (0:10.93)	0:45.76 [5] (0:11.46)	0:34.30 [3] (0:11.60)	0:22.70 [3] (0:11.03)	0:11.67 [3] (0:11.67)
Average Speed [km/h]	53.5	66.4	63.4	62.4	65.4	61.8
Top Speed [km/h]	68.3	69.0	64.8	64.8	66.8	63.5
Avg. Dist. to Rail [m]	4.7	2.8	2.0	1.3	0.2	0.9
Avg. Stride Freq. [Hz]	2.3	2.4	2.3	2.3	2.4	2.3
Avg. Stride Length [m]	6.5	7.7	7.5	7.5	7.6	7.3



- [] Ranking at each section and finish
- .-.- No data available at this section
- NA No data available



Horse/Jockey Name	Spirit Queen
Final Rank	3
Fastest Section Time (Section)	0:10.71 (400m)
Top Speed [km/h] (Section)	69.8 (400m)
Race State	Finished



Doomben QLD Professional
Race 4: LADBROKES RACING CLUB Fillies & Mares Class 3
Plate (4YO only QTIS bonuses applicable) - 1200m

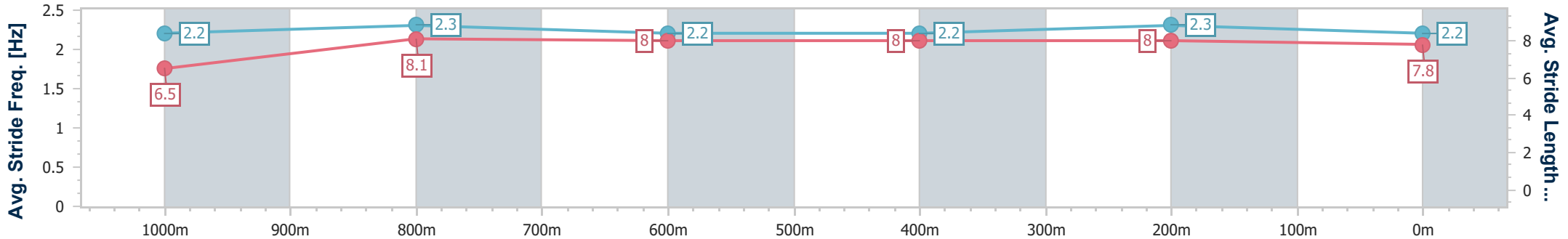
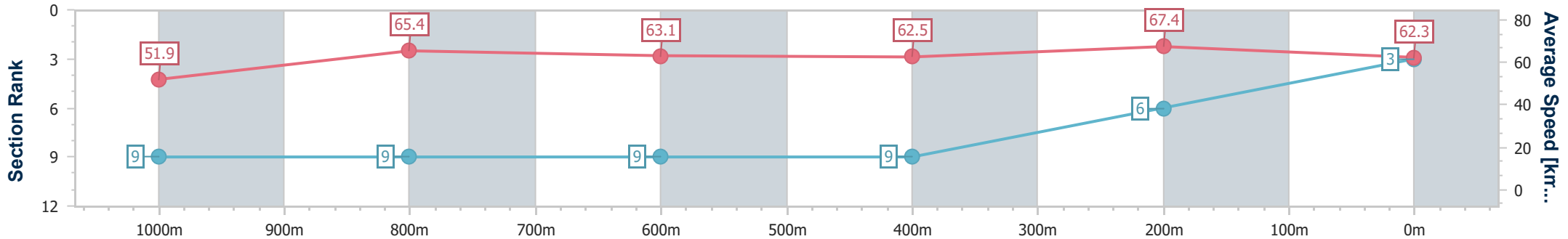
05 June 2024 - 14:19

Track Rating: Soft 5, Weather: Fine, Rail Position: +7m Entire



BRISBANE
RACING CLUB

Section	Overall	1000m	800m	600m	400m	200m
Section Times	1:10.28 [3] (0:13.89)	0:56.39 [9] (0:11.06)	0:45.33 [9] (0:11.50)	0:33.83 [9] (0:11.54)	0:22.29 [9] (0:10.71)	0:11.58 [6] (0:11.58)
Average Speed [km/h]	51.9	65.4	63.1	62.5	67.4	62.3
Top Speed [km/h]	67.9	67.5	63.8	65.6	69.8	66.2
Avg. Dist. to Rail [m]	4.9	1.9	1.5	0.5	2.6	5.2
Avg. Stride Freq. [Hz]	2.2	2.3	2.2	2.2	2.3	2.2
Avg. Stride Length [m]	6.5	8.1	8.0	8.0	8.0	7.8



- [] Ranking at each section and finish
- .-.- No data available at this section
- NA No data available



Horse/Jockey Name	Ponca
Final Rank	4
Fastest Section Time (Section)	0:10.93 (1000m)
Top Speed [km/h] (Section)	68.7 (Overall)
Race State	Finished



Doomben QLD Professional
Race 4: LADBROKES RACING CLUB Fillies & Mares Class 3
Plate (4YO only QTIS bonuses applicable) - 1200m

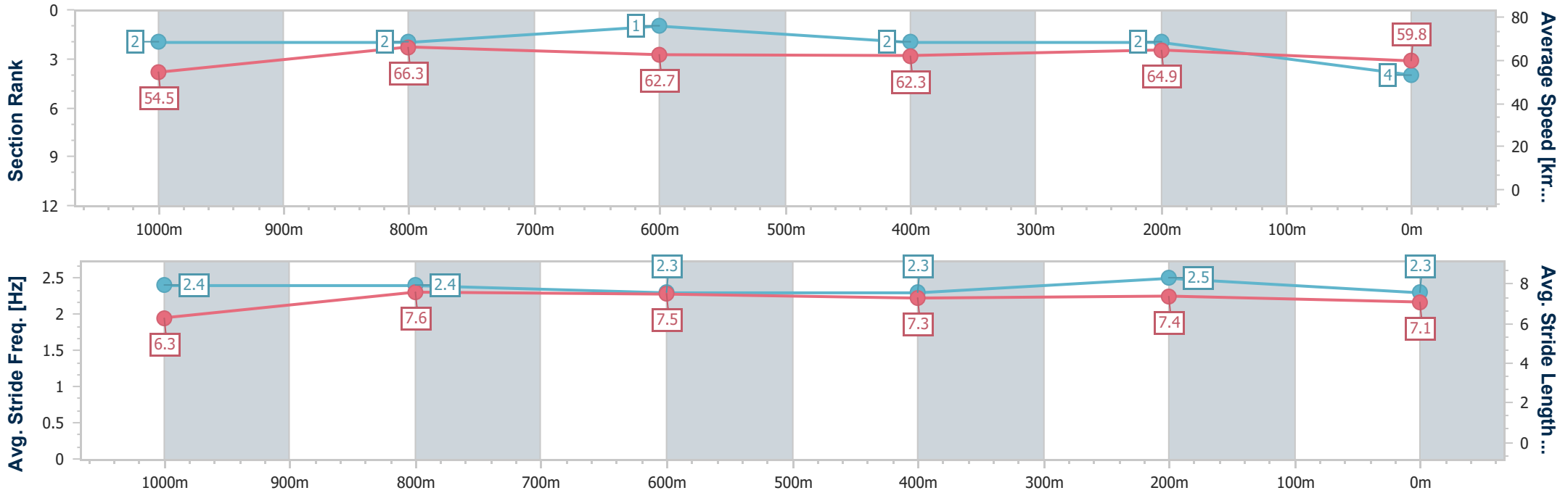
05 June 2024 - 14:19

Track Rating: Soft 5, Weather: Fine, Rail Position: +7m Entire



BRISBANE
RACING CLUB

Section	Overall	1000m	800m	600m	400m	200m
Section Times	1:10.34 [4] (0:13.21)	0:57.13 [2] (0:10.93)	0:46.20 [2] (0:11.53)	0:34.67 [1] (0:11.57)	0:23.10 [2] (0:11.06)	0:12.04 [2] (0:12.04)
Average Speed [km/h]	54.5	66.3	62.7	62.3	64.9	59.8
Top Speed [km/h]	68.7	68.6	63.9	64.1	66.4	63.7
Avg. Dist. to Rail [m]	5.1	1.8	0.7	0.6	0.4	0.3
Avg. Stride Freq. [Hz]	2.4	2.4	2.3	2.3	2.5	2.3
Avg. Stride Length [m]	6.3	7.6	7.5	7.3	7.4	7.1



- [] Ranking at each section and finish
- .-.- No data available at this section
- NA No data available



Horse/Jockey Name	Shohei
Final Rank	5
Fastest Section Time (Section)	0:11.04 (1000m)
Top Speed [km/h] (Section)	67.4 (1000m)
Race State	Finished



Doomben QLD Professional
Race 4: LADBROKES RACING CLUB Fillies & Mares Class 3 Plate (4YO only QTIS bonuses applicable) - 1200m

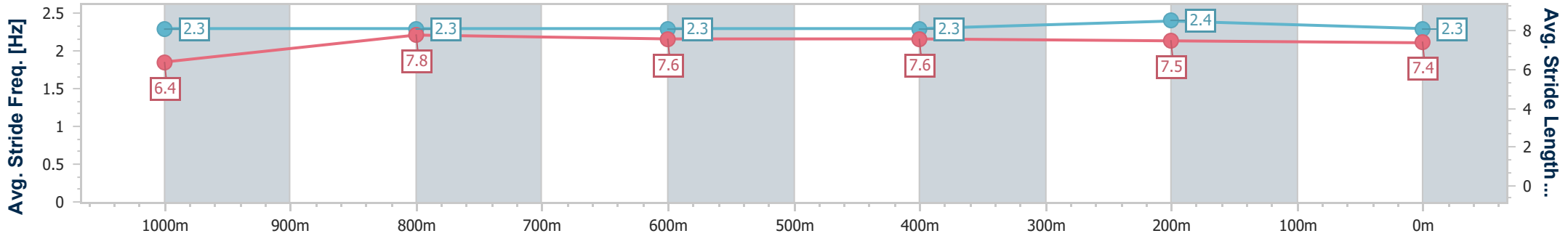
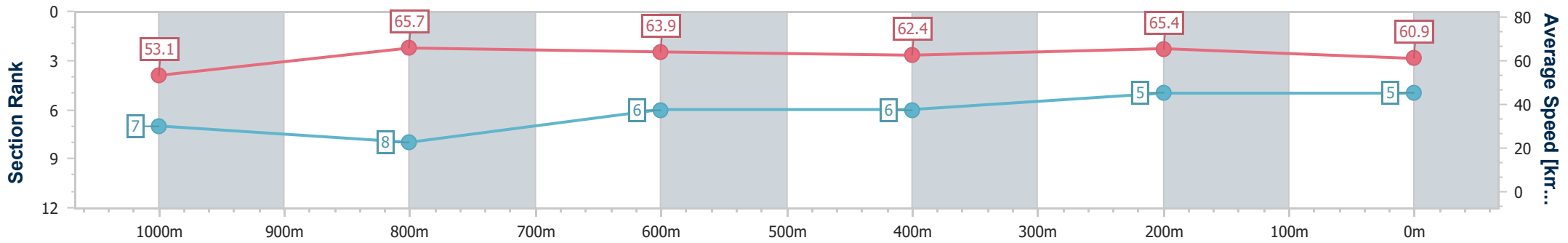
05 June 2024 - 14:19

Track Rating: Soft 5, Weather: Fine, Rail Position: +7m Entire



BRISBANE
RACING CLUB

Section	Overall	1000m	800m	600m	400m	200m
Section Times	1:10.45 [5] (0:13.53)	0:56.92 [7] (0:11.04)	0:45.88 [8] (0:11.43)	0:34.45 [6] (0:11.57)	0:22.88 [6] (0:11.04)	0:11.84 [5] (0:11.84)
Average Speed [km/h]	53.1	65.7	63.9	62.4	65.4	60.9
Top Speed [km/h]	66.6	67.4	65.2	64.1	66.3	64.4
Avg. Dist. to Rail [m]	3.4	2.6	2.4	1.2	1.9	2.9
Avg. Stride Freq. [Hz]	2.3	2.3	2.3	2.3	2.4	2.3
Avg. Stride Length [m]	6.4	7.8	7.6	7.6	7.5	7.4



- [] Ranking at each section and finish
- .-.- No data available at this section
- NA No data available



Horse/Jockey Name	I Am Takingthelot
Final Rank	6
Fastest Section Time (Section)	0:11.05 (1000m)
Top Speed [km/h] (Section)	67.6 (1000m)
Race State	Finished



Doomben QLD Professional
Race 4: LADBROKES RACING CLUB Fillies & Mares Class 3 Plate (4YO only QTIS bonuses applicable) - 1200m

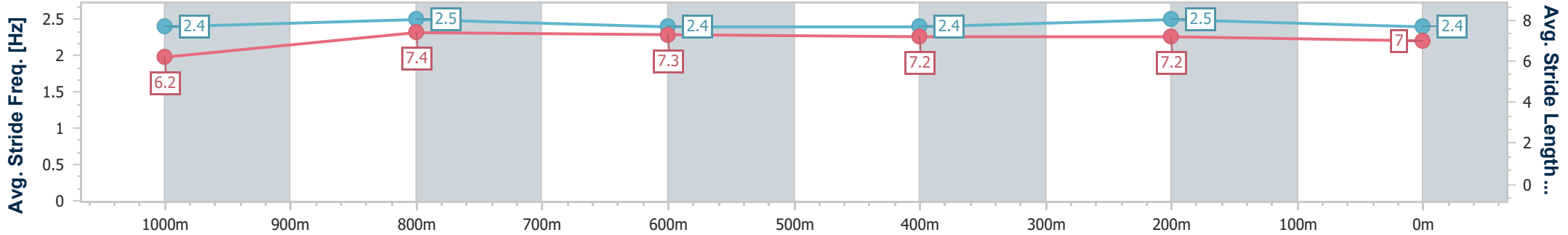
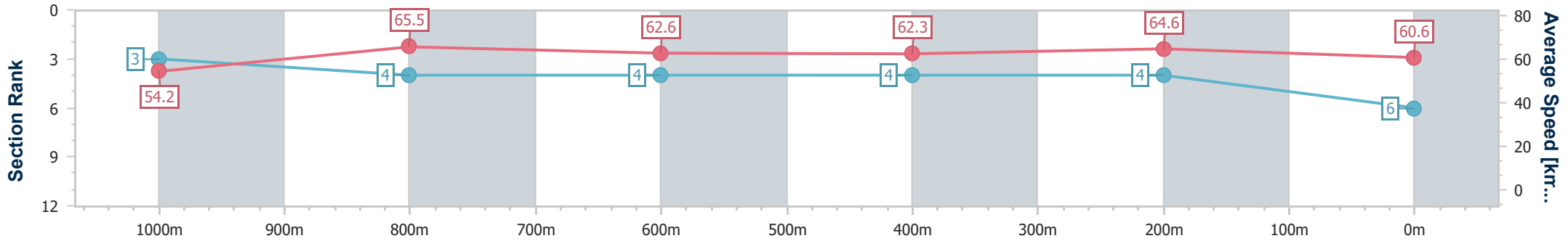
05 June 2024 - 14:19

Track Rating: Soft 5, Weather: Fine, Rail Position: +7m Entire



BRISBANE
RACING CLUB

Section	Overall	1000m	800m	600m	400m	200m
Section Times	1:10.51 [6] (0:13.28)	0:57.23 [3] (0:11.05)	0:46.18 [4] (0:11.57)	0:34.61 [4] (0:11.60)	0:23.01 [4] (0:11.10)	0:11.91 [4] (0:11.91)
Average Speed [km/h]	54.2	65.5	62.6	62.3	64.6	60.6
Top Speed [km/h]	67.1	67.6	63.2	63.5	66.2	63.8
Avg. Dist. to Rail [m]	4.3	1.4	1.2	0.8	0.3	0.8
Avg. Stride Freq. [Hz]	2.4	2.5	2.4	2.4	2.5	2.4
Avg. Stride Length [m]	6.2	7.4	7.3	7.2	7.2	7.0



- [] Ranking at each section and finish
- .-.- No data available at this section
- NA No data available



Horse/Jockey Name	Celestial Harbour
Final Rank	7
Fastest Section Time (Section)	0:11.00 (1000m)
Top Speed [km/h] (Section)	67.8 (Overall)
Race State	Finished



Doomben QLD Professional
Race 4: LADBROKES RACING CLUB Fillies & Mares Class 3 Plate (4YO only QTIS bonuses applicable) - 1200m

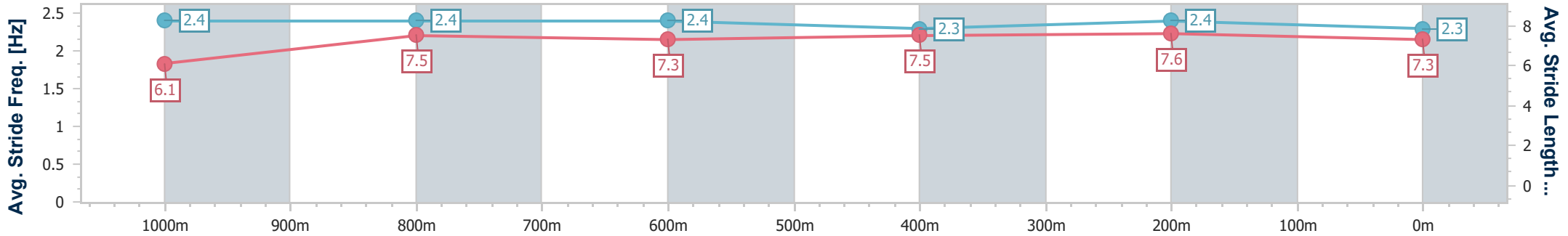
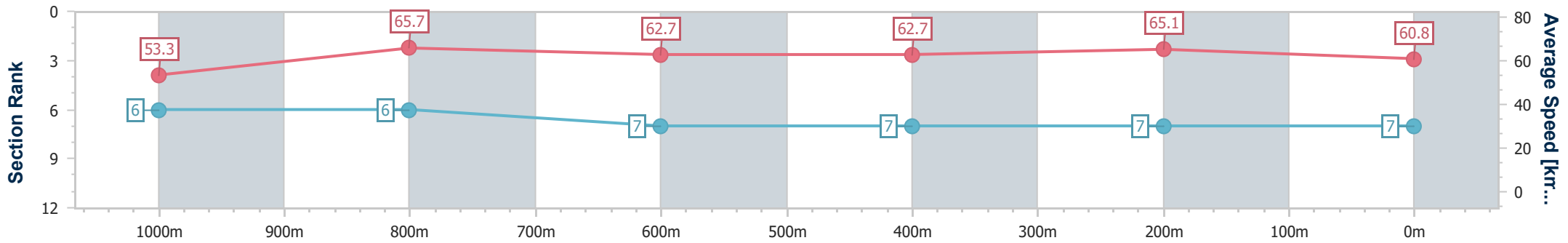


BRISBANE RACING CLUB

05 June 2024 - 14:19

Track Rating: Soft 5, Weather: Fine, Rail Position: +7m Entire

Section	Overall	1000m	800m	600m	400m	200m
Section Times	1:10.57 [7] (0:13.52)	0:57.05 [6] (0:11.00)	0:46.05 [6] (0:11.58)	0:34.47 [7] (0:11.60)	0:22.87 [7] (0:11.06)	0:11.81 [7] (0:11.81)
Average Speed [km/h]	53.3	65.7	62.7	62.7	65.1	60.8
Top Speed [km/h]	67.8	67.6	63.7	64.0	66.6	64.5
Avg. Dist. to Rail [m]	2.3	1.8	1.7	0.9	1.1	1.8
Avg. Stride Freq. [Hz]	2.4	2.4	2.4	2.3	2.4	2.3
Avg. Stride Length [m]	6.1	7.5	7.3	7.5	7.6	7.3



- [] Ranking at each section and finish
- .-.- No data available at this section
- NA No data available



Horse/Jockey Name	Parisian Lady
Final Rank	8
Fastest Section Time (Section)	0:10.87 (1000m)
Top Speed [km/h] (Section)	70.0 (Overall)
Race State	Finished



Doomben QLD Professional
Race 4: LADBROKES RACING CLUB Fillies & Mares Class 3
Plate (4YO only QTIS bonuses applicable) - 1200m

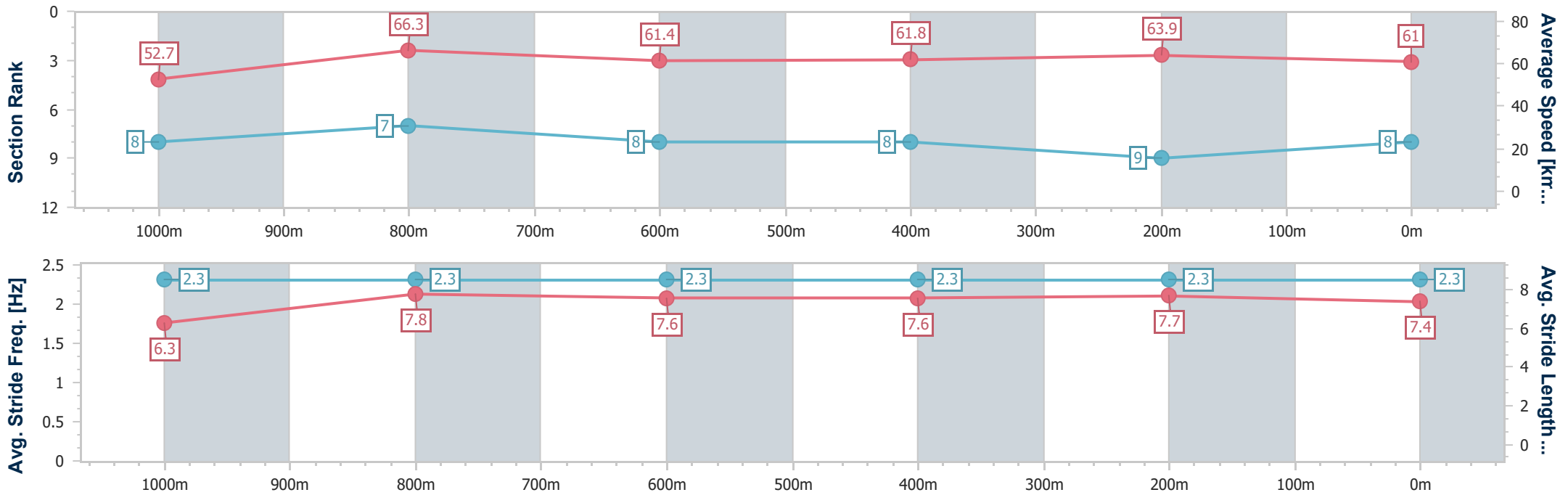
05 June 2024 - 14:19

Track Rating: Soft 5, Weather: Fine, Rail Position: +7m Entire



BRISBANE
RACING CLUB

Section	Overall	1000m	800m	600m	400m	200m
Section Times	1:10.82 [8] (0:13.68)	0:57.14 [8] (0:10.87)	0:46.27 [7] (0:11.71)	0:34.56 [8] (0:11.54)	0:23.02 [8] (0:11.18)	0:11.84 [9] (0:11.84)
Average Speed [km/h]	52.7	66.3	61.4	61.8	63.9	61.0
Top Speed [km/h]	70.0	69.9	62.7	62.8	65.3	63.2
Avg. Dist. to Rail [m]	2.0	0.2	0.2	1.6	1.1	0.2
Avg. Stride Freq. [Hz]	2.3	2.3	2.3	2.3	2.3	2.3
Avg. Stride Length [m]	6.3	7.8	7.6	7.6	7.7	7.4



- [] Ranking at each section and finish
- .-.- No data available at this section
- NA No data available



Horse/Jockey Name	Yalla
Final Rank	9
Fastest Section Time (Section)	0:10.91 (1000m)
Top Speed [km/h] (Section)	68.4 (1000m)
Race State	Finished



Doomben QLD Professional
Race 4: LADBROKES RACING CLUB Fillies & Mares Class 3 Plate (4YO only QTIS bonuses applicable) - 1200m

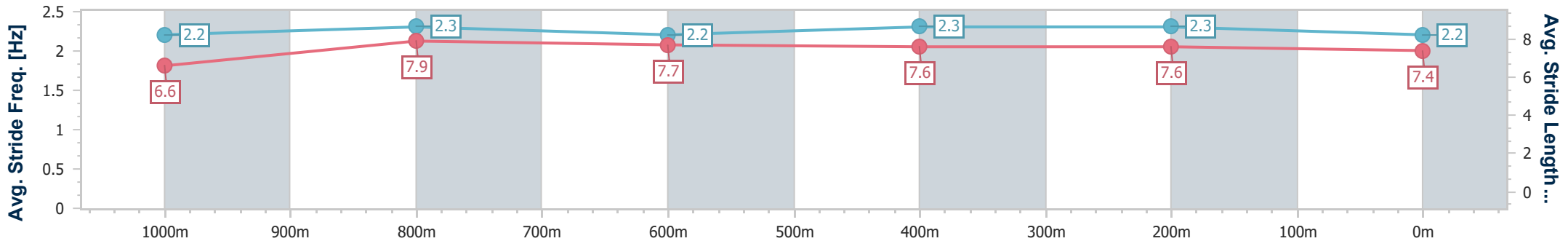
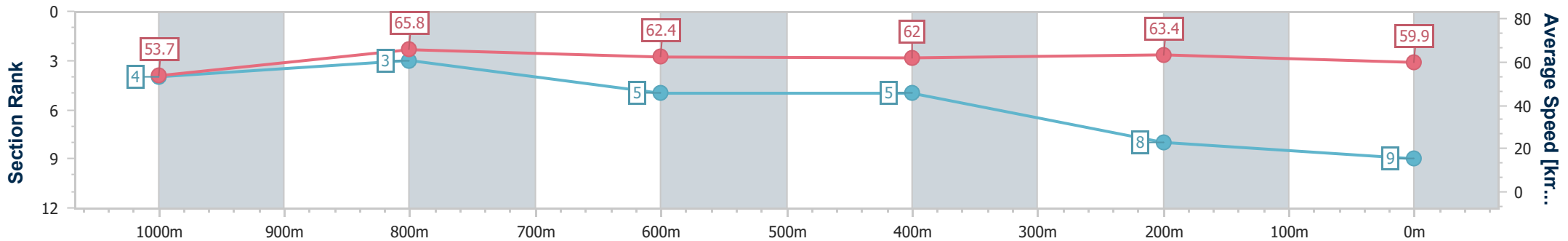


BRISBANE RACING CLUB

05 June 2024 - 14:19

Track Rating: Soft 5, Weather: Fine, Rail Position: +7m Entire

Section	Overall	1000m	800m	600m	400m	200m
Section Times	1:10.85 [9] (0:13.41)	0:57.44 [4] (0:10.91)	0:46.53 [3] (0:11.61)	0:34.92 [5] (0:11.59)	0:23.33 [5] (0:11.28)	0:12.05 [8] (0:12.05)
Average Speed [km/h]	53.7	65.8	62.4	62.0	63.4	59.9
Top Speed [km/h]	68.2	68.4	63.3	62.7	65.0	62.4
Avg. Dist. to Rail [m]	1.3	0.2	0.5	0.7	1.8	1.6
Avg. Stride Freq. [Hz]	2.2	2.3	2.2	2.3	2.3	2.2
Avg. Stride Length [m]	6.6	7.9	7.7	7.6	7.6	7.4



- [] Ranking at each section and finish
- .-.- No data available at this section
- NA No data available