



# Mackay QLD Professional

## Race 1: SKY RACING BENCHMARK 60 Handicap - 1800m

06 June 2024 - 12:30



MACKAY TURF CLUB  
Ooralea Racecourse

Track Rating: Good 4, Weather: Fine, Rail Position: +2m Entire

| Section              |                      | Field Times                                |                      |                      |                      |                           |                           |                           |                           |                           |                           |                           |                        |     |
|----------------------|----------------------|--|----------------------|----------------------|----------------------|---------------------------|---------------------------|---------------------------|---------------------------|---------------------------|---------------------------|---------------------------|------------------------|-----|
| Overall              | 1600m                | 1400m                                      | 1200m                | 1000m                | 800m                 | 600m                      | Last 600m                 |                           |                           |                           |                           |                           |                        |     |
| 1:52.57<br>(0:14.55) | 1:38.02<br>(0:11.72) | 1:26.30<br>(0:12.51)                       | 1:13.79<br>(0:13.00) | 1:00.79<br>(0:12.55) | 0:48.24<br>(0:12.19) | 0:36.05<br>(0:12.15)      | 0:36.05                   |                           |                           |                           |                           |                           |                        |     |
| Rank                 | TAB                  | Horse/Jockey                               | Barrier              | Top Speed [km/h]     | Fastest Section      |                           |                           |                           |                           |                           |                           |                           | Distance Travelled [m] |     |
| 1                    | 1                    | <b>FORTIFIED</b><br>Zac Sprie              | 4                    | 64.2<br>400m         | 0:11.53<br>400m      | 1:52.57 [1]<br>(0:15.63)  | 1:36.94 [9]<br>(0:11.74)  | 1:25.20 [8]<br>(0:12.56)  | 1:12.64 [9]<br>(0:13.02)  | 0:59.62 [9]<br>(0:12.37)  | 0:47.25 [9]<br>(0:11.95)  | 0:35.30 [9]<br>(0:12.08)  | 0:35.30                |     |
| 2                    | 3                    | <b>MURRAJONG ROAD</b><br>Justin Huxtable   | 1                    | 63.9<br>Overall      | 0:11.62<br>400m      | 1:52.72 [2]<br>(0:14.57)  | 1:38.15 [2]<br>(0:11.98)  | 1:26.17 [4]<br>(0:12.64)  | 1:13.53 [4]<br>(0:12.98)  | 1:00.55 [4]<br>(0:12.48)  | 0:48.07 [4]<br>(0:12.08)  | 0:35.99 [3]<br>(0:12.03)  | 0:35.99                | -2  |
| 3                    | 6                    | <b>FLAMENCO ROSE</b><br>Ryan Wiggins       | 7                    | 64.8<br>200m         | 0:11.62<br>400m      | 1:52.85 [3]<br>(0:15.64)  | 1:37.21 [10]<br>(0:12.14) | 1:25.07 [10]<br>(0:12.29) | 1:12.78 [10]<br>(0:12.98) | 0:59.80 [10]<br>(0:12.43) | 0:47.37 [10]<br>(0:12.06) | 0:35.31 [10]<br>(0:11.99) | 0:35.31                | -5  |
| 4                    | 5                    | <b>BRAND NEW</b><br>Samantha Collett       | 9                    | 63.9<br>1600m        | 0:11.67<br>1600m     | 1:52.86 [4]<br>(0:14.60)  | 1:38.26 [4]<br>(0:11.67)  | 1:26.59 [1]<br>(0:12.51)  | 1:14.08 [1]<br>(0:13.00)  | 1:01.08 [1]<br>(0:12.55)  | 0:48.53 [1]<br>(0:12.19)  | 0:36.34 [1]<br>(0:12.15)  | 0:36.34                | -12 |
| 5                    | 2                    | <b>KOTABHARU</b><br>Shae Nielson           | 8                    | 64.3<br>1600m        | 0:11.74<br>1600m     | 1:53.09 [5]<br>(0:15.56)  | 1:37.53 [8]<br>(0:11.74)  | 1:25.79 [6]<br>(0:12.20)  | 1:13.59 [6]<br>(0:13.06)  | 1:00.53 [6]<br>(0:12.42)  | 0:48.11 [6]<br>(0:12.09)  | 0:36.02 [6]<br>(0:12.03)  | 0:36.02                | -2  |
| 6                    | 9                    | <b>RUFFIN' IT</b><br>Melea Castle          | 10                   | 64.3<br>Overall      | 0:11.79<br>1600m     | 1:53.09 [6]<br>(0:14.55)  | 1:38.54 [1]<br>(0:11.79)  | 1:26.75 [3]<br>(0:12.68)  | 1:14.07 [2]<br>(0:12.90)  | 1:01.17 [2]<br>(0:12.50)  | 0:48.67 [2]<br>(0:12.21)  | 0:36.46 [2]<br>(0:12.22)  | 0:36.46                | -3  |
| 7                    | 8                    | <b>SARNIA</b><br>Georgina Cartwright       | 5                    | 65.5<br>Overall      | 0:11.87<br>400m      | 1:53.16 [7]<br>(0:15.05)  | 1:38.11 [5]<br>(0:12.03)  | 1:26.08 [5]<br>(0:12.28)  | 1:13.80 [5]<br>(0:13.02)  | 1:00.78 [5]<br>(0:12.55)  | 0:48.23 [5]<br>(0:12.13)  | 0:36.10 [5]<br>(0:12.16)  | 0:36.10                | -8  |
| 8                    | 7                    | <b>LETS TORQUE A DEEL</b><br>Nathan Thomas | 6                    | 63.1<br>400m         | 0:11.67<br>400m      | 1:53.21 [8]<br>(0:15.44)  | 1:37.77 [6]<br>(0:11.87)  | 1:25.90 [7]<br>(0:12.33)  | 1:13.57 [7]<br>(0:13.03)  | 1:00.54 [7]<br>(0:12.44)  | 0:48.10 [7]<br>(0:12.00)  | 0:36.10 [7]<br>(0:12.22)  | 0:36.10                | -11 |
| 9                    | 10                   | <b>MISHANI PATRIOT</b><br>Jason Taylor     | 2                    | 62.2<br>400m         | 0:11.87<br>400m      | 1:53.33 [9]<br>(0:15.46)  | 1:37.87 [7]<br>(0:11.93)  | 1:25.94 [9]<br>(0:12.30)  | 1:13.64 [8]<br>(0:12.98)  | 1:00.66 [8]<br>(0:12.47)  | 0:48.19 [8]<br>(0:12.06)  | 0:36.13 [8]<br>(0:12.08)  | 0:36.13                | -9  |
| 10                   | 4                    | <b>MONASTERY</b><br>Carl Spry              | 3                    | 64.1<br>Overall      | 0:11.71<br>1600m     | 1:53.58 [10]<br>(0:14.57) | 1:39.01 [3]<br>(0:11.71)  | 1:27.30 [2]<br>(0:12.75)  | 1:14.55 [3]<br>(0:12.99)  | 1:01.56 [3]<br>(0:12.53)  | 0:49.03 [3]<br>(0:12.21)  | 0:36.82 [4]<br>(0:12.30)  | 0:36.82                | -11 |

[ ] Ranking at each section and finish  
 -:-:- No data available at this section  
 NA No data available

SCN Saddle cloth number  
 DNF Did not finish  
 DNT Did not track



# Mackay QLD Professional

## Race 1: SKY RACING BENCHMARK 60 Handicap - 1800m

06 June 2024 - 12:30



MACKAY TURF CLUB

Ooralea Racecourse

Track Rating: Good 4, Weather: Fine, Rail Position: +2m Entire

| Section     |     |  |         | 400m                 | 200m                 |                           |                           | Last 600m |                        |     |
|-------------|-----|--|---------|----------------------|----------------------|---------------------------|---------------------------|-----------|------------------------|-----|
| Field Times |     |  |         | 0:23.90<br>(0:11.71) | 0:12.19<br>(0:12.19) |                           |                           | 0:36.05   |                        |     |
| Rank        | TAB | Horse/Jockey                               | Barrier | Top Speed [km/h]     | Fastest Section      | Margin                    |                           |           | Distance Travelled [m] |     |
| 1           | 1   | <b>FORTIFIED</b><br>Zac Sprie              | 4       | 64.2<br>400m         | 0:11.53<br>400m      | 0:23.22 [9]<br>(0:11.53)  | 0:11.69 [5]<br>(0:11.69)  | 1:52.57   | 0:35.30                |     |
| 2           | 3   | <b>MURRAJONG ROAD</b><br>Justin Huxtable   | 1       | 63.9<br>Overall      | 0:11.62<br>400m      | 0:23.96 [2]<br>(0:11.62)  | 0:12.34 [1]<br>(0:12.34)  | 0.91L     | 0:35.99                | -2  |
| 3           | 6   | <b>FLAMENCO ROSE</b><br>Ryan Wiggins       | 7       | 64.8<br>200m         | 0:11.62<br>400m      | 0:23.32 [10]<br>(0:11.62) | 0:11.70 [9]<br>(0:11.70)  | 1.69L     | 0:35.31                | -5  |
| 4           | 5   | <b>BRAND NEW</b><br>Samantha Collett       | 9       | 63.9<br>1600m        | 0:11.67<br>1600m     | 0:24.19 [1]<br>(0:11.88)  | 0:12.31 [2]<br>(0:12.31)  | 1.7L      | 0:36.34                | -12 |
| 5           | 2   | <b>KOTABHARU</b><br>Shae Nielson           | 8       | 64.3<br>1600m        | 0:11.74<br>1600m     | 0:23.99 [5]<br>(0:11.75)  | 0:12.24 [4]<br>(0:12.24)  | 3.06L     | 0:36.02                | -2  |
| 6           | 9   | <b>RUFFIN' IT</b><br>Melea Castle          | 10      | 64.3<br>Overall      | 0:11.79<br>1600m     | 0:24.24 [3]<br>(0:12.00)  | 0:12.24 [3]<br>(0:12.24)  | 3.1L      | 0:36.46                | -3  |
| 7           | 8   | <b>SARNIA</b><br>Georgina Cartwright       | 5       | 65.5<br>Overall      | 0:11.87<br>400m      | 0:23.94 [6]<br>(0:11.87)  | 0:12.07 [8]<br>(0:12.07)  | 3.48L     | 0:36.10                | -8  |
| 8           | 7   | <b>LETS TORQUE A DEEL</b><br>Nathan Thomas | 6       | 63.1<br>400m         | 0:11.67<br>400m      | 0:23.88 [8]<br>(0:11.67)  | 0:12.21 [7]<br>(0:12.21)  | 3.77L     | 0:36.10                | -11 |
| 9           | 10  | <b>MISHANI PATRIOT</b><br>Jason Taylor     | 2       | 62.2<br>400m         | 0:11.87<br>400m      | 0:24.05 [7]<br>(0:11.87)  | 0:12.18 [10]<br>(0:12.18) | 4.5L      | 0:36.13                | -9  |
| 10          | 4   | <b>MONASTERY</b><br>Carl Spry              | 3       | 64.1<br>Overall      | 0:11.71<br>1600m     | 0:24.52 [4]<br>(0:11.94)  | 0:12.58 [6]<br>(0:12.58)  | 5.98L     | 0:36.82                | -11 |

[ ] Ranking at each section and finish  
 -:-:- No data available at this section  
 NA No data available

SCN Saddle cloth number  
 DNF Did not finish  
 DNT Did not track



|                                |                |
|--------------------------------|----------------|
| Horse/Jockey Name              | Fortified      |
| Final Rank                     | 1              |
| Fastest Section Time (Section) | 0:11.53 (400m) |
| Top Speed [km/h] (Section)     | 64.2 (400m)    |
| Race State                     | Finished       |



### Mackay QLD Professional

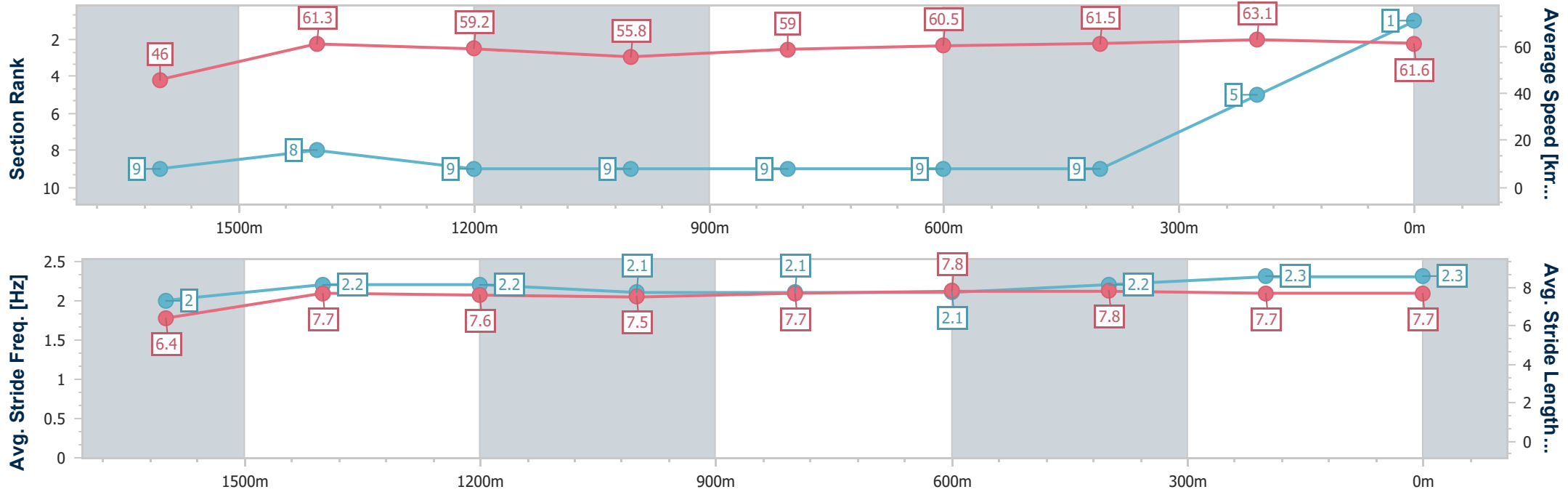
Race 1: SKY RACING BENCHMARK 60 Handicap - 1800m

06 June 2024 - 12:30

Track Rating: Good 4, Weather: Fine, Rail Position: +2m Entire



| Section                | Overall                  | 1600m                    | 1400m                    | 1200m                    | 1000m                    | 800m                     | 600m                     | 400m                     | 200m                     |
|------------------------|--------------------------|--------------------------|--------------------------|--------------------------|--------------------------|--------------------------|--------------------------|--------------------------|--------------------------|
| Section Times          | 1:52.57 [1]<br>(0:15.63) | 1:36.94 [9]<br>(0:11.74) | 1:25.20 [8]<br>(0:12.56) | 1:12.64 [9]<br>(0:13.02) | 0:59.62 [9]<br>(0:12.37) | 0:47.25 [9]<br>(0:11.95) | 0:35.30 [9]<br>(0:12.08) | 0:23.22 [9]<br>(0:11.53) | 0:11.69 [5]<br>(0:11.69) |
| Average Speed [km/h]   | 46.0                     | 61.3                     | 59.2                     | 55.8                     | 59.0                     | 60.5                     | 61.5                     | 63.1                     | 61.6                     |
| Top Speed [km/h]       | 61.2                     | 62.4                     | 61.2                     | 57.4                     | 60.0                     | 61.9                     | 63.1                     | 64.2                     | 64.2                     |
| Avg. Dist. to Rail [m] | 2.3                      | 1.2                      | 5.9                      | 5.0                      | 3.4                      | 1.7                      | 4.0                      | 6.5                      | 7.7                      |
| Avg. Stride Freq. [Hz] | 2.0                      | 2.2                      | 2.2                      | 2.1                      | 2.1                      | 2.1                      | 2.2                      | 2.3                      | 2.3                      |
| Avg. Stride Length [m] | 6.4                      | 7.7                      | 7.6                      | 7.5                      | 7.7                      | 7.8                      | 7.8                      | 7.7                      | 7.7                      |



- [ ] Ranking at each section and finish
- .-.- No data available at this section
- NA No data available



|                                |                |
|--------------------------------|----------------|
| Horse/Jockey Name              | Murrajong Road |
| Final Rank                     | 2              |
| Fastest Section Time (Section) | 0:11.62 (400m) |
| Top Speed [km/h] (Section)     | 63.9 (Overall) |
| Race State                     | Finished       |



Mackay QLD Professional

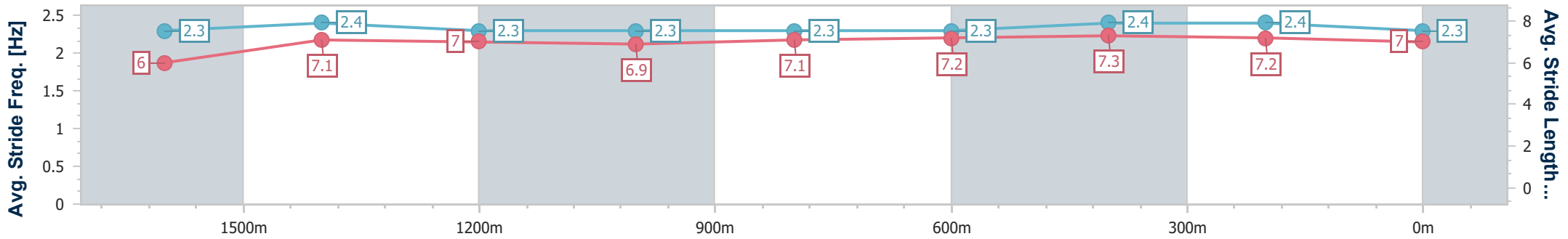
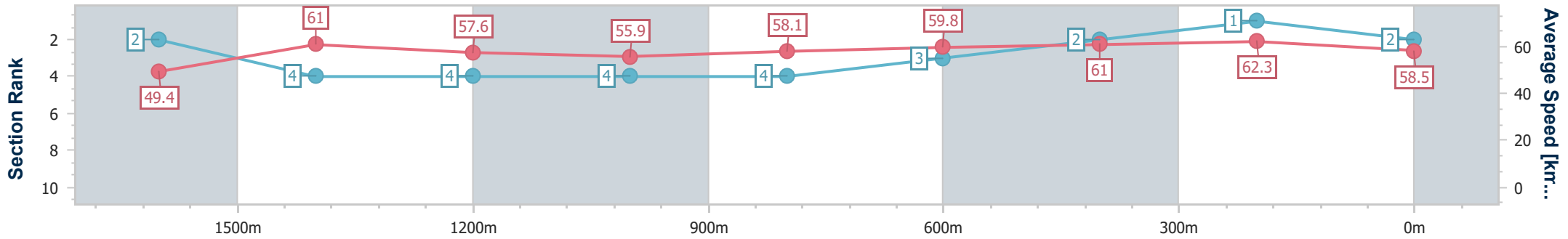
Race 1: SKY RACING BENCHMARK 60 Handicap - 1800m

06 June 2024 - 12:30

Track Rating: Good 4, Weather: Fine, Rail Position: +2m Entire



| Section                | Overall                  | 1600m                    | 1400m                    | 1200m                    | 1000m                    | 800m                     | 600m                     | 400m                     | 200m                     |  |  |  |  |
|------------------------|--------------------------|--------------------------|--------------------------|--------------------------|--------------------------|--------------------------|--------------------------|--------------------------|--------------------------|--|--|--|--|
| Section Times          | 1:52.72 [2]<br>(0:14.57) | 1:38.15 [2]<br>(0:11.98) | 1:26.17 [4]<br>(0:12.64) | 1:13.53 [4]<br>(0:12.98) | 1:00.55 [4]<br>(0:12.48) | 0:48.07 [4]<br>(0:12.08) | 0:35.99 [3]<br>(0:12.03) | 0:23.96 [2]<br>(0:11.62) | 0:12.34 [1]<br>(0:12.34) |  |  |  |  |
| Average Speed [km/h]   | 49.4                     | 61.0                     | 57.6                     | 55.9                     | 58.1                     | 59.8                     | 61.0                     | 62.3                     | 58.5                     |  |  |  |  |
| Top Speed [km/h]       | 63.9                     | 61.5                     | 60.0                     | 56.5                     | 59.9                     | 61.2                     | 63.5                     | 63.9                     | 61.2                     |  |  |  |  |
| Avg. Dist. to Rail [m] | 1.8                      | 1.8                      | 2.5                      | 2.3                      | 2.0                      | 2.1                      | 2.4                      | 4.4                      | 7.1                      |  |  |  |  |
| Avg. Stride Freq. [Hz] | 2.3                      | 2.4                      | 2.3                      | 2.3                      | 2.3                      | 2.3                      | 2.4                      | 2.4                      | 2.3                      |  |  |  |  |
| Avg. Stride Length [m] | 6.0                      | 7.1                      | 7.0                      | 6.9                      | 7.1                      | 7.2                      | 7.3                      | 7.2                      | 7.0                      |  |  |  |  |



- [ ] Ranking at each section and finish
- .-.- No data available at this section
- NA No data available



|                                |                |
|--------------------------------|----------------|
| Horse/Jockey Name              | Flamenco Rose  |
| Final Rank                     | 3              |
| Fastest Section Time (Section) | 0:11.62 (400m) |
| Top Speed [km/h] (Section)     | 64.8 (200m)    |
| Race State                     | Finished       |



### Mackay QLD Professional

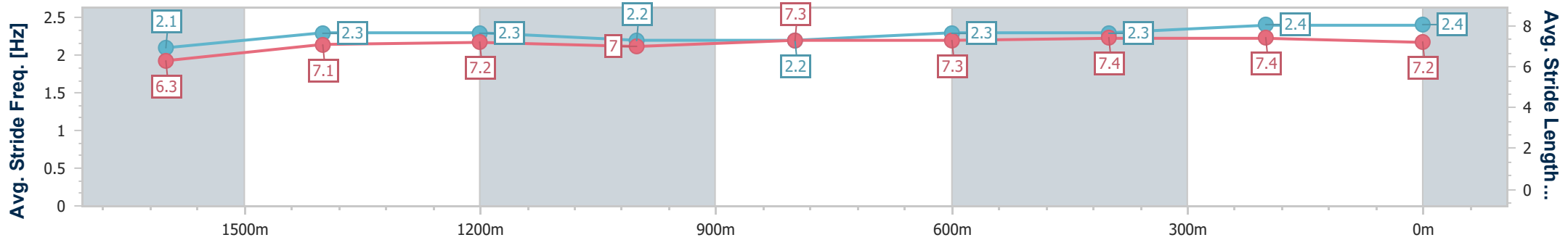
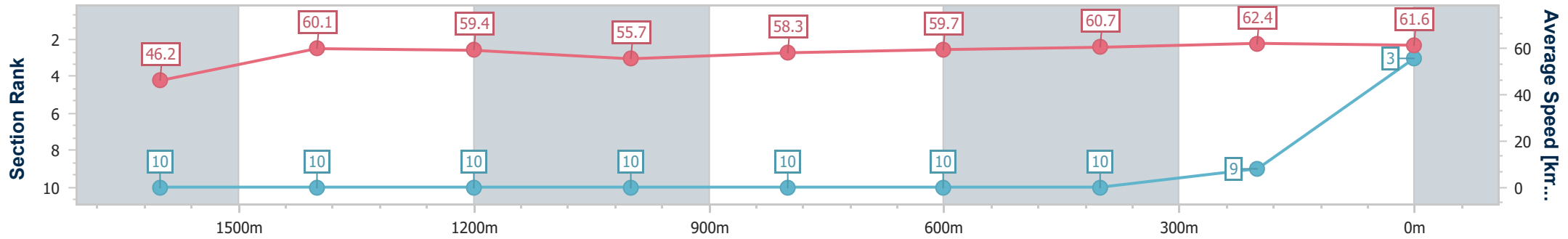
Race 1: SKY RACING BENCHMARK 60 Handicap - 1800m

06 June 2024 - 12:30

Track Rating: Good 4, Weather: Fine, Rail Position: +2m Entire



| Section                | Overall                  | 1600m                     | 1400m                     | 1200m                     | 1000m                     | 800m                      | 600m                      | 400m                      | 200m                     |
|------------------------|--------------------------|---------------------------|---------------------------|---------------------------|---------------------------|---------------------------|---------------------------|---------------------------|--------------------------|
| Section Times          | 1:52.85 [3]<br>(0:15.64) | 1:37.21 [10]<br>(0:12.14) | 1:25.07 [10]<br>(0:12.29) | 1:12.78 [10]<br>(0:12.98) | 0:59.80 [10]<br>(0:12.43) | 0:47.37 [10]<br>(0:12.06) | 0:35.31 [10]<br>(0:11.99) | 0:23.32 [10]<br>(0:11.62) | 0:11.70 [9]<br>(0:11.70) |
| Average Speed [km/h]   | 46.2                     | 60.1                      | 59.4                      | 55.7                      | 58.3                      | 59.7                      | 60.7                      | 62.4                      | 61.6                     |
| Top Speed [km/h]       | 59.7                     | 64.0                      | 61.2                      | 57.3                      | 59.1                      | 61.4                      | 61.9                      | 64.1                      | 64.8                     |
| Avg. Dist. to Rail [m] | 5.3                      | 2.2                       | 2.3                       | 1.2                       | 1.0                       | 1.3                       | 1.4                       | 6.2                       | 9.6                      |
| Avg. Stride Freq. [Hz] | 2.1                      | 2.3                       | 2.3                       | 2.2                       | 2.2                       | 2.3                       | 2.3                       | 2.4                       | 2.4                      |
| Avg. Stride Length [m] | 6.3                      | 7.1                       | 7.2                       | 7.0                       | 7.3                       | 7.3                       | 7.4                       | 7.4                       | 7.2                      |



- [ ] Ranking at each section and finish
- .-.- No data available at this section
- NA No data available



|                                |                 |
|--------------------------------|-----------------|
| Horse/Jockey Name              | Brand New       |
| Final Rank                     | 4               |
| Fastest Section Time (Section) | 0:11.67 (1600m) |
| Top Speed [km/h] (Section)     | 63.9 (1600m)    |
| Race State                     | Finished        |



### Mackay QLD Professional

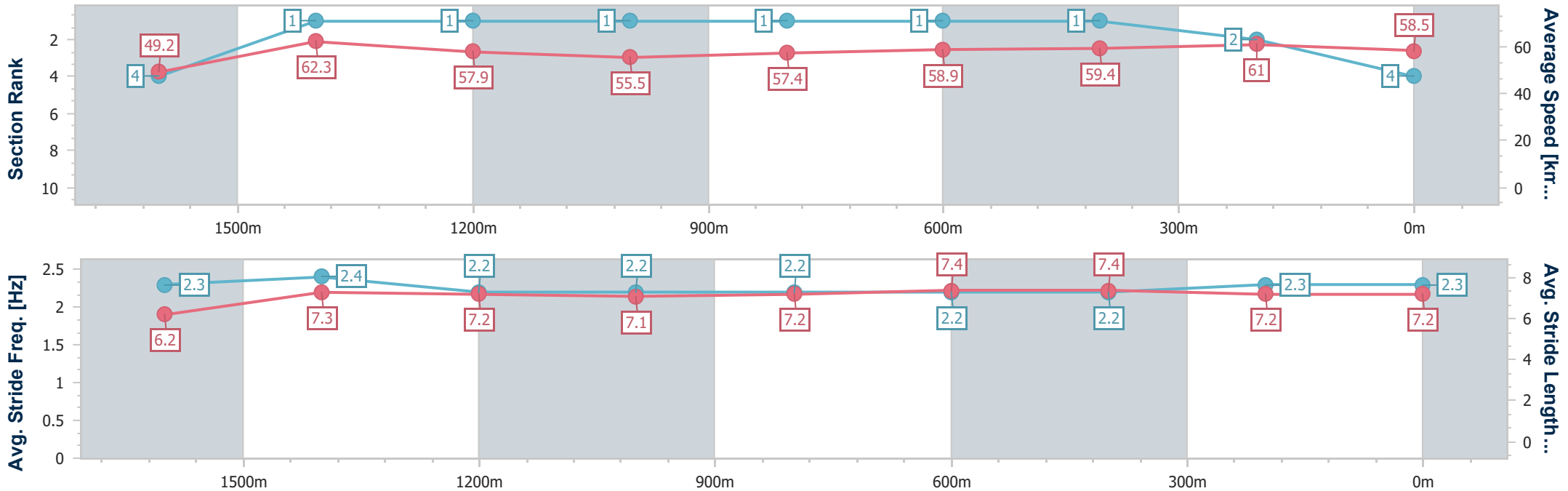
Race 1: SKY RACING BENCHMARK 60 Handicap - 1800m

06 June 2024 - 12:30

Track Rating: Good 4, Weather: Fine, Rail Position: +2m Entire



| Section                | Overall                  | 1600m                    | 1400m                    | 1200m                    | 1000m                    | 800m                     | 600m                     | 400m                     | 200m                     |
|------------------------|--------------------------|--------------------------|--------------------------|--------------------------|--------------------------|--------------------------|--------------------------|--------------------------|--------------------------|
| Section Times          | 1:52.86 [4]<br>(0:14.60) | 1:38.26 [4]<br>(0:11.67) | 1:26.59 [1]<br>(0:12.51) | 1:14.08 [1]<br>(0:13.00) | 1:01.08 [1]<br>(0:12.55) | 0:48.53 [1]<br>(0:12.19) | 0:36.34 [1]<br>(0:12.15) | 0:24.19 [1]<br>(0:11.88) | 0:12.31 [2]<br>(0:12.31) |
| Average Speed [km/h]   | 49.2                     | 62.3                     | 57.9                     | 55.5                     | 57.4                     | 58.9                     | 59.4                     | 61.0                     | 58.5                     |
| Top Speed [km/h]       | 63.8                     | 63.9                     | 60.1                     | 56.5                     | 59.2                     | 60.2                     | 59.9                     | 61.8                     | 60.4                     |
| Avg. Dist. to Rail [m] | 5.6                      | 1.4                      | 1.1                      | 0.5                      | 0.4                      | 0.4                      | 0.6                      | 2.3                      | 3.5                      |
| Avg. Stride Freq. [Hz] | 2.3                      | 2.4                      | 2.2                      | 2.2                      | 2.2                      | 2.2                      | 2.2                      | 2.3                      | 2.3                      |
| Avg. Stride Length [m] | 6.2                      | 7.3                      | 7.2                      | 7.1                      | 7.2                      | 7.4                      | 7.4                      | 7.2                      | 7.2                      |



- [ ] Ranking at each section and finish
- .-.- No data available at this section
- NA No data available



|                                |                 |
|--------------------------------|-----------------|
| Horse/Jockey Name              | Kotabharu       |
| Final Rank                     | 5               |
| Fastest Section Time (Section) | 0:11.74 (1600m) |
| Top Speed [km/h] (Section)     | 64.3 (1600m)    |
| Race State                     | Finished        |



### Mackay QLD Professional

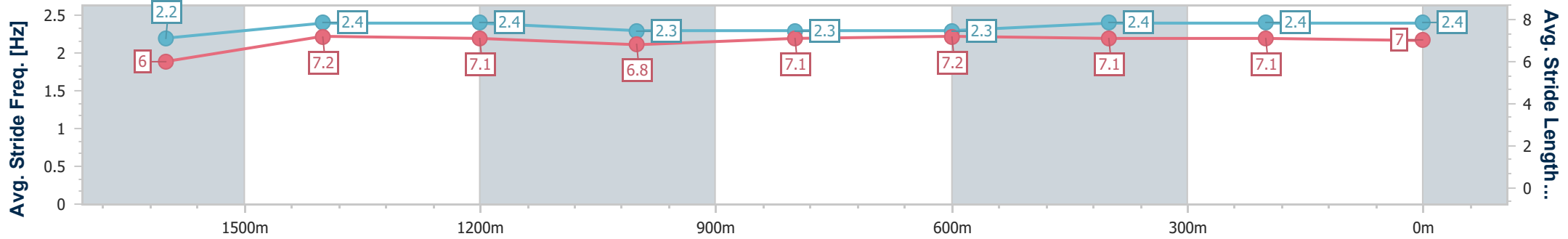
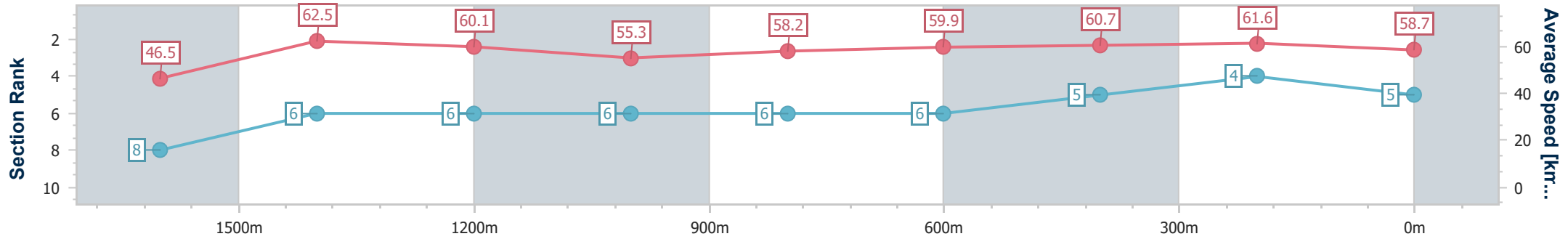
Race 1: SKY RACING BENCHMARK 60 Handicap - 1800m

06 June 2024 - 12:30

Track Rating: Good 4, Weather: Fine, Rail Position: +2m Entire



| Section                | Overall                  | 1600m                    | 1400m                    | 1200m                    | 1000m                    | 800m                     | 600m                     | 400m                     | 200m                     |
|------------------------|--------------------------|--------------------------|--------------------------|--------------------------|--------------------------|--------------------------|--------------------------|--------------------------|--------------------------|
| Section Times          | 1:53.09 [5]<br>(0:15.56) | 1:37.53 [8]<br>(0:11.74) | 1:25.79 [6]<br>(0:12.20) | 1:13.59 [6]<br>(0:13.06) | 1:00.53 [6]<br>(0:12.42) | 0:48.11 [6]<br>(0:12.09) | 0:36.02 [6]<br>(0:12.03) | 0:23.99 [5]<br>(0:11.75) | 0:12.24 [4]<br>(0:12.24) |
| Average Speed [km/h]   | 46.5                     | 62.5                     | 60.1                     | 55.3                     | 58.2                     | 59.9                     | 60.7                     | 61.6                     | 58.7                     |
| Top Speed [km/h]       | 61.9                     | 64.3                     | 62.7                     | 58.2                     | 59.2                     | 61.3                     | 62.5                     | 62.5                     | 61.4                     |
| Avg. Dist. to Rail [m] | 6.3                      | 2.9                      | 2.9                      | 2.3                      | 1.8                      | 1.6                      | 1.7                      | 4.1                      | 5.7                      |
| Avg. Stride Freq. [Hz] | 2.2                      | 2.4                      | 2.4                      | 2.3                      | 2.3                      | 2.3                      | 2.4                      | 2.4                      | 2.4                      |
| Avg. Stride Length [m] | 6.0                      | 7.2                      | 7.1                      | 6.8                      | 7.1                      | 7.2                      | 7.1                      | 7.1                      | 7.0                      |



- [ ] Ranking at each section and finish
- .-.- No data available at this section
- NA No data available



|                                |                 |
|--------------------------------|-----------------|
| Horse/Jockey Name              | Ruffin' It      |
| Final Rank                     | 6               |
| Fastest Section Time (Section) | 0:11.79 (1600m) |
| Top Speed [km/h] (Section)     | 64.3 (Overall)  |
| Race State                     | Finished        |



### Mackay QLD Professional

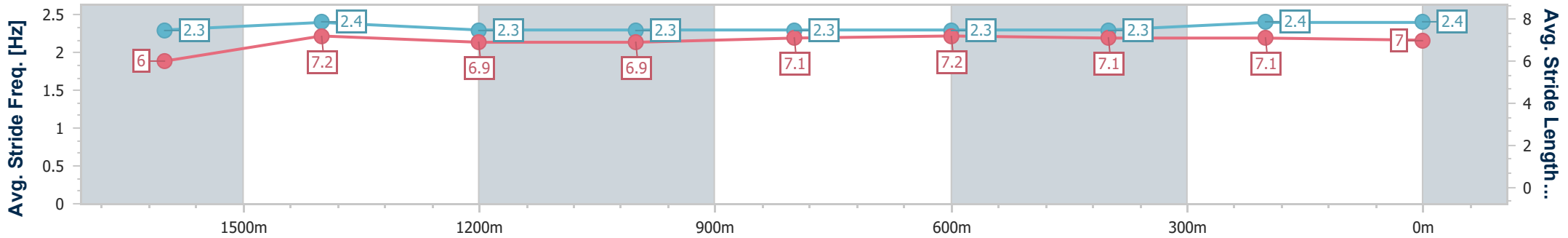
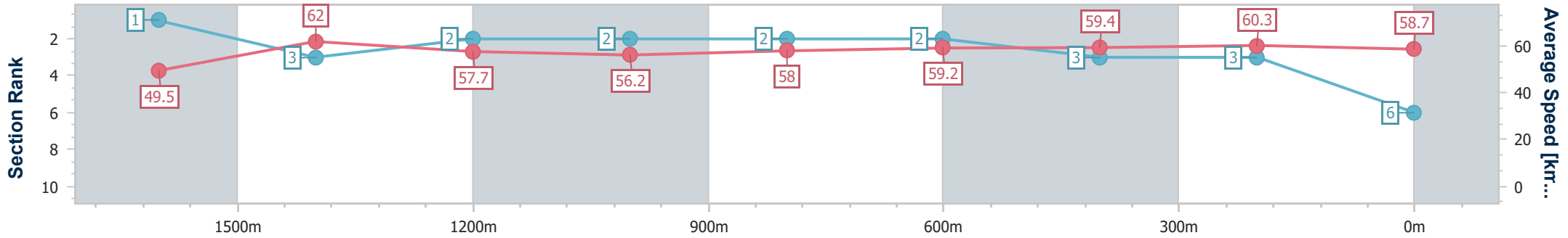
Race 1: SKY RACING BENCHMARK 60 Handicap - 1800m

06 June 2024 - 12:30

Track Rating: Good 4, Weather: Fine, Rail Position: +2m Entire



| Section                | Overall                  | 1600m                    | 1400m                    | 1200m                    | 1000m                    | 800m                     | 600m                     | 400m                     | 200m                     |
|------------------------|--------------------------|--------------------------|--------------------------|--------------------------|--------------------------|--------------------------|--------------------------|--------------------------|--------------------------|
| Section Times          | 1:53.09 [6]<br>(0:14.55) | 1:38.54 [1]<br>(0:11.79) | 1:26.75 [3]<br>(0:12.68) | 1:14.07 [2]<br>(0:12.90) | 1:01.17 [2]<br>(0:12.50) | 0:48.67 [2]<br>(0:12.21) | 0:36.46 [2]<br>(0:12.22) | 0:24.24 [3]<br>(0:12.00) | 0:12.24 [3]<br>(0:12.24) |
| Average Speed [km/h]   | 49.5                     | 62.0                     | 57.7                     | 56.2                     | 58.0                     | 59.2                     | 59.4                     | 60.3                     | 58.7                     |
| Top Speed [km/h]       | 64.3                     | 64.2                     | 60.1                     | 56.9                     | 59.1                     | 59.6                     | 60.6                     | 62.2                     | 61.4                     |
| Avg. Dist. to Rail [m] | 6.0                      | 2.2                      | 2.7                      | 2.7                      | 2.3                      | 2.0                      | 1.4                      | 3.3                      | 5.4                      |
| Avg. Stride Freq. [Hz] | 2.3                      | 2.4                      | 2.3                      | 2.3                      | 2.3                      | 2.3                      | 2.3                      | 2.4                      | 2.4                      |
| Avg. Stride Length [m] | 6.0                      | 7.2                      | 6.9                      | 6.9                      | 7.1                      | 7.2                      | 7.1                      | 7.1                      | 7.0                      |



- [ ] Ranking at each section and finish
- .-.- No data available at this section
- NA No data available





|                                |                |
|--------------------------------|----------------|
| Horse/Jockey Name              | Sarnia         |
| Final Rank                     | 7              |
| Fastest Section Time (Section) | 0:11.87 (400m) |
| Top Speed [km/h] (Section)     | 65.5 (Overall) |
| Race State                     | Finished       |



### Mackay QLD Professional

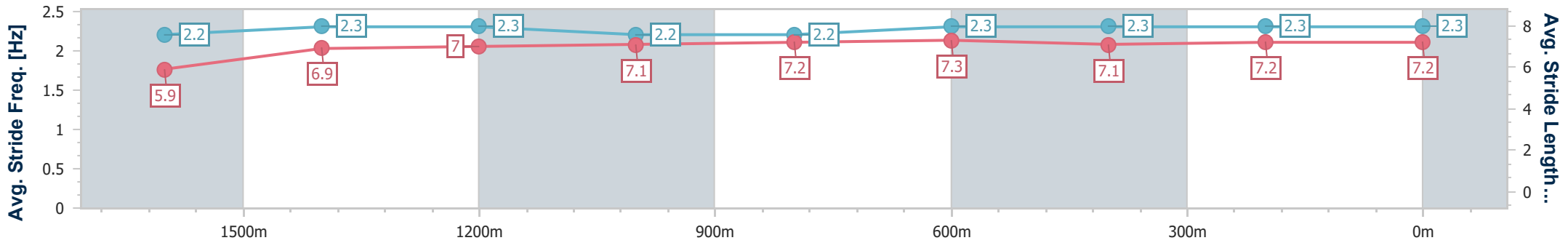
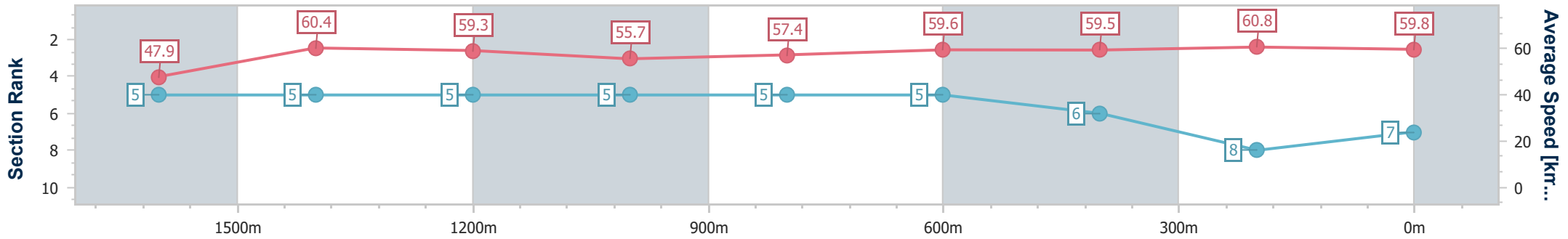
Race 1: SKY RACING BENCHMARK 60 Handicap - 1800m

06 June 2024 - 12:30

Track Rating: Good 4, Weather: Fine, Rail Position: +2m Entire



| Section                | Overall                  | 1600m                    | 1400m                    | 1200m                    | 1000m                    | 800m                     | 600m                     | 400m                     | 200m                     |  |  |  |  |
|------------------------|--------------------------|--------------------------|--------------------------|--------------------------|--------------------------|--------------------------|--------------------------|--------------------------|--------------------------|--|--|--|--|
| Section Times          | 1:53.16 [7]<br>(0:15.05) | 1:38.11 [5]<br>(0:12.03) | 1:26.08 [5]<br>(0:12.28) | 1:13.80 [5]<br>(0:13.02) | 1:00.78 [5]<br>(0:12.55) | 0:48.23 [5]<br>(0:12.13) | 0:36.10 [5]<br>(0:12.16) | 0:23.94 [6]<br>(0:11.87) | 0:12.07 [8]<br>(0:12.07) |  |  |  |  |
| Average Speed [km/h]   | 47.9                     | 60.4                     | 59.3                     | 55.7                     | 57.4                     | 59.6                     | 59.5                     | 60.8                     | 59.8                     |  |  |  |  |
| Top Speed [km/h]       | 65.5                     | 61.0                     | 60.1                     | 57.0                     | 58.9                     | 60.4                     | 60.5                     | 62.8                     | 61.7                     |  |  |  |  |
| Avg. Dist. to Rail [m] | 3.2                      | 1.4                      | 1.9                      | 1.6                      | 1.2                      | 1.0                      | 0.8                      | 2.8                      | 3.5                      |  |  |  |  |
| Avg. Stride Freq. [Hz] | 2.2                      | 2.3                      | 2.3                      | 2.2                      | 2.2                      | 2.3                      | 2.3                      | 2.3                      | 2.3                      |  |  |  |  |
| Avg. Stride Length [m] | 5.9                      | 6.9                      | 7.0                      | 7.1                      | 7.2                      | 7.3                      | 7.1                      | 7.2                      | 7.2                      |  |  |  |  |



- [ ] Ranking at each section and finish
- .-.- No data available at this section
- NA No data available



|                                |                    |
|--------------------------------|--------------------|
| Horse/Jockey Name              | Lets Torque A Deel |
| Final Rank                     | 8                  |
| Fastest Section Time (Section) | 0:11.67 (400m)     |
| Top Speed [km/h] (Section)     | 63.1 (400m)        |
| Race State                     | Finished           |



### Mackay QLD Professional

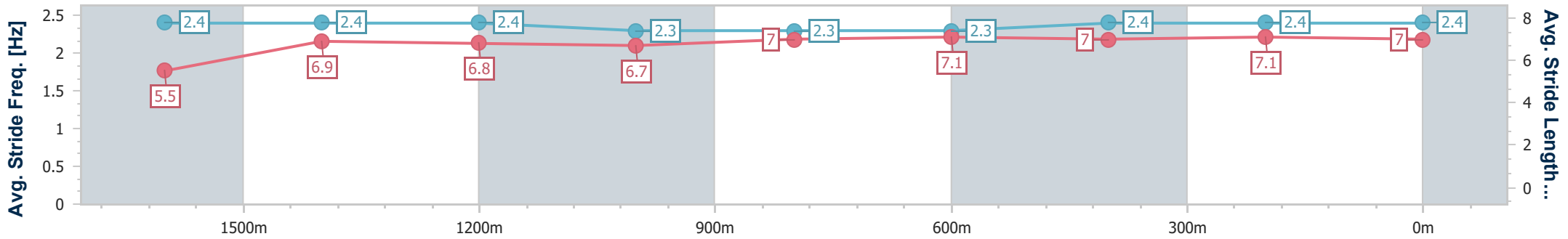
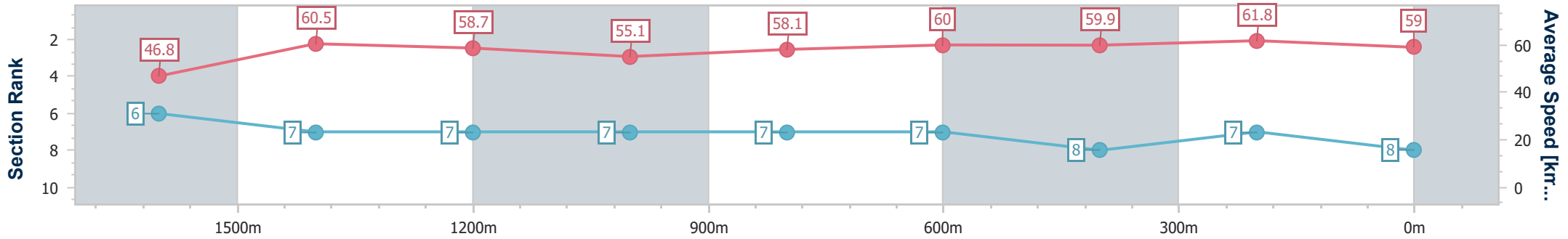
Race 1: SKY RACING BENCHMARK 60 Handicap - 1800m

06 June 2024 - 12:30

Track Rating: Good 4, Weather: Fine, Rail Position: +2m Entire



| Section                | Overall                  | 1600m                    | 1400m                    | 1200m                    | 1000m                    | 800m                     | 600m                     | 400m                     | 200m                     |  |  |  |  |
|------------------------|--------------------------|--------------------------|--------------------------|--------------------------|--------------------------|--------------------------|--------------------------|--------------------------|--------------------------|--|--|--|--|
| Section Times          | 1:53.21 [8]<br>(0:15.44) | 1:37.77 [6]<br>(0:11.87) | 1:25.90 [7]<br>(0:12.33) | 1:13.57 [7]<br>(0:13.03) | 1:00.54 [7]<br>(0:12.44) | 0:48.10 [7]<br>(0:12.00) | 0:36.10 [7]<br>(0:12.22) | 0:23.88 [8]<br>(0:11.67) | 0:12.21 [7]<br>(0:12.21) |  |  |  |  |
| Average Speed [km/h]   | 46.8                     | 60.5                     | 58.7                     | 55.1                     | 58.1                     | 60.0                     | 59.9                     | 61.8                     | 59.0                     |  |  |  |  |
| Top Speed [km/h]       | 61.4                     | 61.6                     | 60.8                     | 58.5                     | 58.7                     | 60.8                     | 61.4                     | 63.1                     | 61.7                     |  |  |  |  |
| Avg. Dist. to Rail [m] | 3.9                      | 1.0                      | 0.4                      | 0.4                      | 0.7                      | 0.7                      | 1.9                      | 3.8                      | 4.7                      |  |  |  |  |
| Avg. Stride Freq. [Hz] | 2.4                      | 2.4                      | 2.4                      | 2.3                      | 2.3                      | 2.3                      | 2.4                      | 2.4                      | 2.4                      |  |  |  |  |
| Avg. Stride Length [m] | 5.5                      | 6.9                      | 6.8                      | 6.7                      | 7.0                      | 7.1                      | 7.0                      | 7.1                      | 7.0                      |  |  |  |  |



- [ ] Ranking at each section and finish
- .-.- No data available at this section
- NA No data available



|                                |                 |
|--------------------------------|-----------------|
| Horse/Jockey Name              | Mishani Patriot |
| Final Rank                     | 9               |
| Fastest Section Time (Section) | 0:11.87 (400m)  |
| Top Speed [km/h] (Section)     | 62.2 (400m)     |
| Race State                     | Finished        |



Mackay QLD Professional

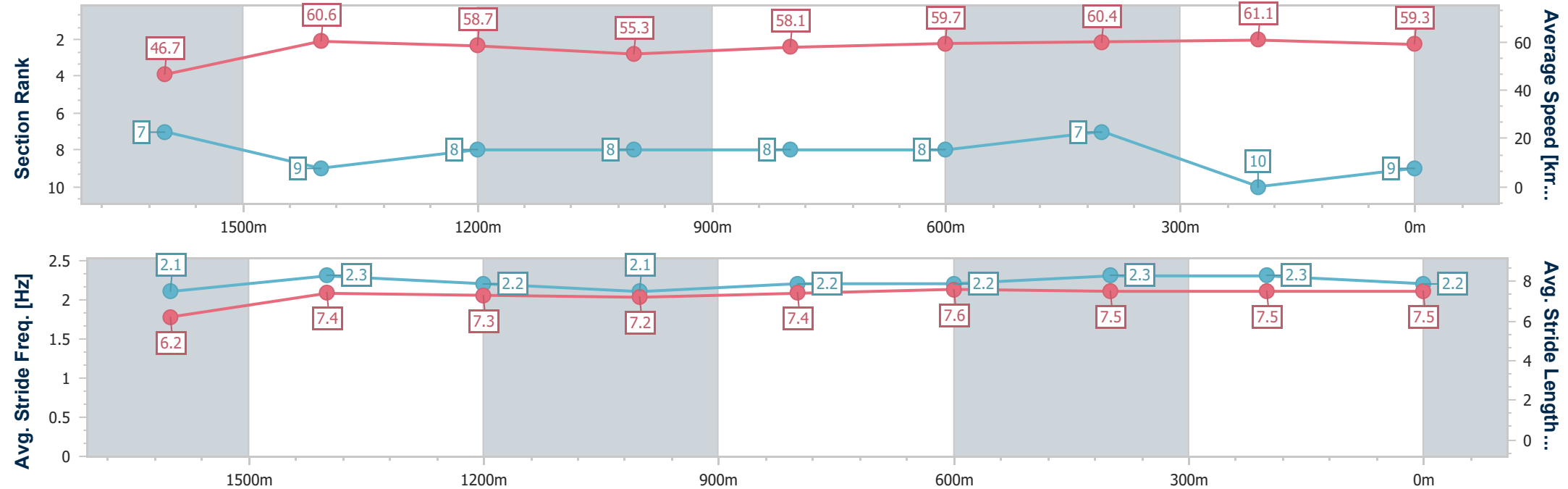
Race 1: SKY RACING BENCHMARK 60 Handicap - 1800m

06 June 2024 - 12:30

Track Rating: Good 4, Weather: Fine, Rail Position: +2m Entire



| Section                | Overall                  | 1600m                    | 1400m                    | 1200m                    | 1000m                    | 800m                     | 600m                     | 400m                     | 200m                      |  |  |  |  |
|------------------------|--------------------------|--------------------------|--------------------------|--------------------------|--------------------------|--------------------------|--------------------------|--------------------------|---------------------------|--|--|--|--|
| Section Times          | 1:53.33 [9]<br>(0:15.46) | 1:37.87 [7]<br>(0:11.93) | 1:25.94 [9]<br>(0:12.30) | 1:13.64 [8]<br>(0:12.98) | 1:00.66 [8]<br>(0:12.47) | 0:48.19 [8]<br>(0:12.06) | 0:36.13 [8]<br>(0:12.08) | 0:24.05 [7]<br>(0:11.87) | 0:12.18 [10]<br>(0:12.18) |  |  |  |  |
| Average Speed [km/h]   | 46.7                     | 60.6                     | 58.7                     | 55.3                     | 58.1                     | 59.7                     | 60.4                     | 61.1                     | 59.3                      |  |  |  |  |
| Top Speed [km/h]       | 61.1                     | 61.0                     | 60.2                     | 56.7                     | 59.0                     | 60.7                     | 60.8                     | 62.2                     | 61.2                      |  |  |  |  |
| Avg. Dist. to Rail [m] | 2.1                      | 0.4                      | 0.7                      | 0.7                      | 0.8                      | 0.7                      | 1.7                      | 5.5                      | 8.3                       |  |  |  |  |
| Avg. Stride Freq. [Hz] | 2.1                      | 2.3                      | 2.2                      | 2.1                      | 2.2                      | 2.2                      | 2.3                      | 2.3                      | 2.2                       |  |  |  |  |
| Avg. Stride Length [m] | 6.2                      | 7.4                      | 7.3                      | 7.2                      | 7.4                      | 7.6                      | 7.5                      | 7.5                      | 7.5                       |  |  |  |  |



- [ ] Ranking at each section and finish
- .-.- No data available at this section
- NA No data available



|                                |                 |
|--------------------------------|-----------------|
| Horse/Jockey Name              | Monastery       |
| Final Rank                     | 10              |
| Fastest Section Time (Section) | 0:11.71 (1600m) |
| Top Speed [km/h] (Section)     | 64.1 (Overall)  |
| Race State                     | Finished        |



Mackay QLD Professional

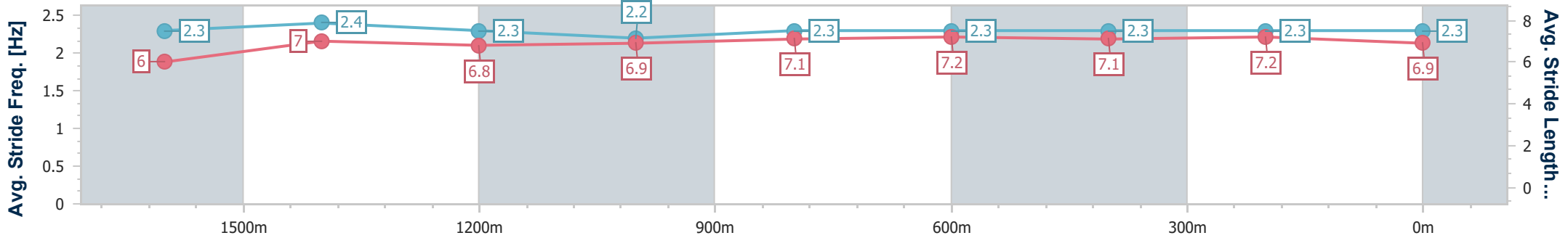
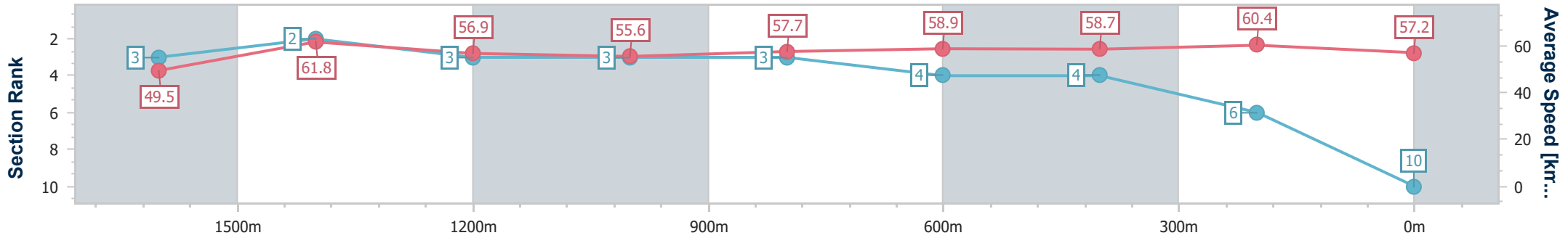
Race 1: SKY RACING BENCHMARK 60 Handicap - 1800m

06 June 2024 - 12:30

Track Rating: Good 4, Weather: Fine, Rail Position: +2m Entire



| Section                | Overall                   | 1600m                    | 1400m                    | 1200m                    | 1000m                    | 800m                     | 600m                     | 400m                     | 200m                     |
|------------------------|---------------------------|--------------------------|--------------------------|--------------------------|--------------------------|--------------------------|--------------------------|--------------------------|--------------------------|
| Section Times          | 1:53.58 [10]<br>(0:14.57) | 1:39.01 [3]<br>(0:11.71) | 1:27.30 [2]<br>(0:12.75) | 1:14.55 [3]<br>(0:12.99) | 1:01.56 [3]<br>(0:12.53) | 0:49.03 [3]<br>(0:12.21) | 0:36.82 [4]<br>(0:12.30) | 0:24.52 [4]<br>(0:11.94) | 0:12.58 [6]<br>(0:12.58) |
| Average Speed [km/h]   | 49.5                      | 61.8                     | 56.9                     | 55.6                     | 57.7                     | 58.9                     | 58.7                     | 60.4                     | 57.2                     |
| Top Speed [km/h]       | 64.1                      | 64.1                     | 59.2                     | 56.5                     | 59.2                     | 59.7                     | 59.2                     | 61.5                     | 60.1                     |
| Avg. Dist. to Rail [m] | 2.9                       | 0.7                      | 1.6                      | 1.3                      | 1.1                      | 1.1                      | 0.4                      | 1.7                      | 1.1                      |
| Avg. Stride Freq. [Hz] | 2.3                       | 2.4                      | 2.3                      | 2.2                      | 2.3                      | 2.3                      | 2.3                      | 2.3                      | 2.3                      |
| Avg. Stride Length [m] | 6.0                       | 7.0                      | 6.8                      | 6.9                      | 7.1                      | 7.2                      | 7.1                      | 7.2                      | 6.9                      |



- [ ] Ranking at each section and finish
- .-.- No data available at this section
- NA No data available