



Ipswich QLD Professional

Race 1: TAB IPSWICH CUP TICKETS ON SALE Maiden Plate - 2210m

07 June 2024 - 11:57



Track Rating: Soft 5, Weather: Fine, Rail Position: +10.5m Entire

| Section | | Overall | 2000m | 1800m | 1600m | 1400m | 1200m | 1000m | Last 600m | | | | |
|-------------|--------------------------------------|----------------------|----------------------|----------------------|---------------------------|---------------------------|---------------------------|---------------------------|---------------------------|---------------------------|---------------------------|---------|------------------------|
| Field Times | | 2:19.85 (0:15.29) | 2:04.56 (0:11.46) | 1:53.10 (0:11.95) | 1:41.15 (0:12.75) | 1:28.40 (0:12.75) | 1:15.65 (0:13.06) | 1:02.59 (0:13.05) | 0:36.92 | | | | |
| Rank | TAB Horse/Jockey | Barrier | Top Speed [km/h] | Fastest Section | | | | | | | | | Distance Travelled [m] |
| 1 | 6 VERMEER Noriyuki Masuda | 2 | 63.6 | 0:11.46 | 2:19.85 [1] (0:15.29) | 2:04.56 [1] (0:11.46) | 1:53.10 [1] (0:11.95) | 1:41.15 [1] (0:12.75) | 1:28.40 [1] (0:12.75) | 1:15.65 [2] (0:13.06) | 1:02.59 [1] (0:13.05) | 0:36.92 | |
| 2 | 5 SALAMANCAS James Orman | 5 | 65.9 | 0:11.28 | 2:20.23 [2] (0:15.66) | 2:04.57 [3] (0:11.28) | 1:53.29 [3] (0:12.06) | 1:41.23 [3] (0:12.77) | 1:28.46 [3] (0:12.74) | 1:15.72 [3] (0:13.00) | 1:02.72 [3] (0:13.05) | 0:37.08 | +7 |
| 3 | 9 LUISANA Brooke Ainsworth | 6 | 64.0 | 0:11.42 | 2:20.27 [3] (0:16.13) | 2:04.14 [7] (0:11.42) | 1:52.72 [8] (0:12.07) | 1:40.65 [8] (0:12.71) | 1:27.94 [8] (0:12.74) | 1:15.20 [8] (0:12.91) | 1:02.29 [9] (0:13.10) | 0:36.65 | +9 |
| 4 | 8 FIONTE Georgina Cartwright | 10 | 64.2 | 0:11.49 | 2:20.46 [4] (0:16.30) | 2:04.16 [10] (0:11.49) | 1:52.67 [10] (0:12.02) | 1:40.65 [9] (0:12.62) | 1:28.03 [9] (0:12.66) | 1:15.37 [9] (0:13.14) | 1:02.23 [10] (0:12.91) | 0:36.93 | +6 |
| 5 | 4 HIMEJI Gregory Walters | 7 | 63.6 | 0:11.55 | 2:21.76 [5] (0:16.22) | 2:05.54 [9] (0:11.55) | 1:53.99 [9] (0:12.14) | 1:41.85 [10] (0:12.72) | 1:29.13 [10] (0:12.54) | 1:16.59 [10] (0:12.77) | 1:03.82 [7] (0:12.96) | 0:38.29 | +16 |
| 6 | 7 CASSIE'S GIRL Michael Cahill | 1 | 63.6 | 0:11.40 | 2:21.89 [6] (0:16.13) | 2:05.76 [7] (0:11.40) | 1:54.36 [7] (0:11.96) | 1:42.40 [7] (0:12.65) | 1:29.75 [7] (0:12.73) | 1:17.02 [7] (0:13.11) | 1:03.91 [8] (0:12.90) | 0:38.50 | +3 |
| 7 | 10 KAYTEE SUNNYLINE Nozi Tomizawa | 3 | 63.4 | 0:11.47 | 2:21.93 [7] (0:15.66) | 2:06.27 [4] (0:11.47) | 1:54.80 [4] (0:12.11) | 1:42.69 [4] (0:12.60) | 1:30.09 [4] (0:12.79) | 1:17.30 [5] (0:13.03) | 1:04.27 [5] (0:12.94) | 0:38.71 | +3 |
| 8 | 3 TURPIN'S TORMENT Cejay Graham | 4 | 63.6 | 0:11.46 | 2:21.96 [8] (0:15.71) | 2:06.25 [5] (0:11.46) | 1:54.79 [5] (0:12.10) | 1:42.69 [6] (0:12.85) | 1:29.84 [6] (0:12.70) | 1:17.14 [6] (0:12.96) | 1:04.18 [6] (0:13.09) | 0:38.45 | +10 |
| 9 | 2 SHAMBOLIC Jai Williams | 9 | 64.2 | 0:11.42 | 2:22.14 [9] (0:15.80) | 2:06.34 [6] (0:11.42) | 1:54.92 [6] (0:12.05) | 1:42.87 [5] (0:12.58) | 1:30.29 [5] (0:12.77) | 1:17.52 [4] (0:12.97) | 1:04.55 [4] (0:13.07) | 0:38.77 | +13 |
| 10 | 1 PUSH TURBO Angela Jones | 8 | 64.6 | 0:11.27 | 2:26.51 [10] (0:15.54) | 2:10.97 [2] (0:11.27) | 1:59.70 [2] (0:11.95) | 1:47.75 [2] (0:12.74) | 1:35.01 [2] (0:12.70) | 1:22.31 [1] (0:13.09) | 1:09.22 [2] (0:13.07) | 0:43.36 | +10 |



Ipswich QLD Professional

Race 1: TAB IPSWICH CUP TICKETS ON SALE Maiden Plate - 2210m

07 June 2024 - 11:57



Track Rating: Soft 5, Weather: Fine, Rail Position: +10.5m Entire

| Section | | | | | | | | | | Last 600m | | |
|-------------|-----|--|---------|----------------------|----------------------|---------------------------|---------------------------|---------------------------|---------------------------|-----------|------------------------|-----|
| Field Times | | | | 800m | 600m | 400m | 200m | | | 0:36.92 | | |
| | | | | 0:49.54 (0:12.62) | 0:36.92 (0:12.14) | 0:24.78 (0:12.21) | 0:12.57 (0:12.57) | | | | | |
| Rank | TAB | Horse/Jockey | Barrier | Top Speed [km/h] | Fastest Section | | | | | Margin | Distance Travelled [m] | |
| 1 | 6 | VERMEER Noriyuki Masuda | 2 | 63.6 Overall | 0:11.46 2000m | 0:49.54 [1] (0:12.62) | 0:36.92 [1] (0:12.14) | 0:24.78 [1] (0:12.21) | 0:12.57 [1] (0:12.57) | 2:19.85 | 0:36.92 | |
| 2 | 5 | SALAMANCAS James Orman | 5 | 65.9 Overall | 0:11.28 2000m | 0:49.67 [3] (0:12.59) | 0:37.08 [2] (0:12.22) | 0:24.86 [2] (0:12.32) | 0:12.54 [2] (0:12.54) | 2.25L | 0:37.08 | +7 |
| 3 | 9 | LUISANA Brooke Ainsworth | 6 | 64.0 2000m | 0:11.42 2000m | 0:49.19 [9] (0:12.54) | 0:36.65 [10] (0:12.43) | 0:24.22 [7] (0:12.39) | 0:11.83 [4] (0:11.83) | 2.51L | 0:36.65 | +9 |
| 4 | 8 | FIONTE Georgina Cartwright | 10 | 64.2 2000m | 0:11.49 2000m | 0:49.32 [10] (0:12.39) | 0:36.93 [9] (0:12.40) | 0:24.53 [5] (0:12.18) | 0:12.35 [3] (0:12.35) | 3.62L | 0:36.93 | +6 |
| 5 | 4 | HIMEJI Gregory Walters | 7 | 63.6 2000m | 0:11.55 2000m | 0:50.86 [8] (0:12.57) | 0:38.29 [7] (0:12.33) | 0:25.96 [3] (0:12.90) | 0:13.06 [6] (0:13.06) | 11.27L | 0:38.29 | +16 |
| 6 | 7 | CASSIE'S GIRL Michael Cahill | 1 | 63.6 2000m | 0:11.40 2000m | 0:51.01 [7] (0:12.51) | 0:38.50 [6] (0:12.97) | 0:25.53 [8] (0:12.68) | 0:12.85 [8] (0:12.85) | 12.02L | 0:38.50 | +3 |
| 7 | 10 | KAYTEE SUNNYLINE Nozi Tomizawa | 3 | 63.4 2000m | 0:11.47 2000m | 0:51.33 [4] (0:12.62) | 0:38.71 [4] (0:12.58) | 0:26.13 [4] (0:12.79) | 0:13.34 [5] (0:13.34) | 12.24L | 0:38.71 | +3 |
| 8 | 3 | TURPIN'S TORMENT Cejay Graham | 4 | 63.6 2000m | 0:11.46 2000m | 0:51.09 [6] (0:12.64) | 0:38.45 [8] (0:12.87) | 0:25.58 [9] (0:12.70) | 0:12.88 [9] (0:12.88) | 12.43L | 0:38.45 | +10 |
| 9 | 2 | SHAMBOLIC Jai Williams | 9 | 64.2 2000m | 0:11.42 2000m | 0:51.48 [5] (0:12.71) | 0:38.77 [5] (0:12.65) | 0:26.12 [6] (0:12.90) | 0:13.22 [7] (0:13.22) | 13.47L | 0:38.77 | +13 |
| 10 | 1 | PUSH TURBO Angela Jones | 8 | 64.6 2000m | 0:11.27 2000m | 0:56.15 [2] (0:12.79) | 0:43.36 [3] (0:13.48) | 0:29.88 [10] (0:14.24) | 0:15.64 [10] (0:15.64) | 39.19L | 0:43.36 | +10 |



| | |
|--------------------------------|-----------------|
| Horse/Jockey Name | Vermeer |
| Final Rank | 1 |
| Fastest Section Time (Section) | 0:11.46 (2000m) |
| Top Speed [km/h] (Section) | 63.6 (Overall) |
| Race State | Finished |



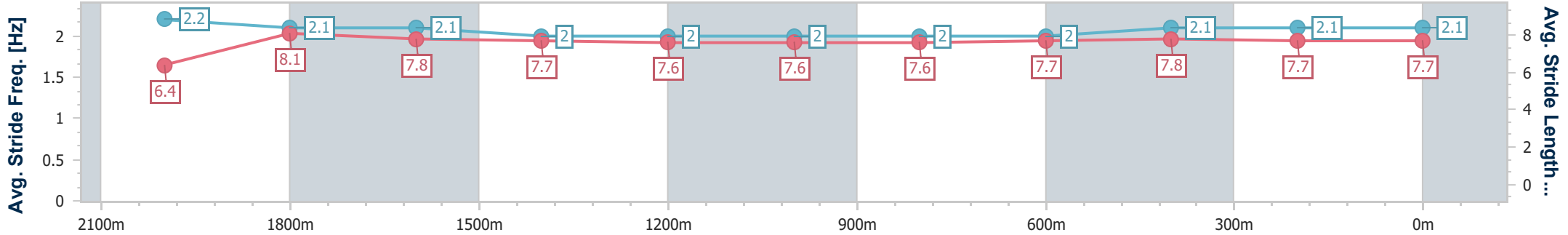
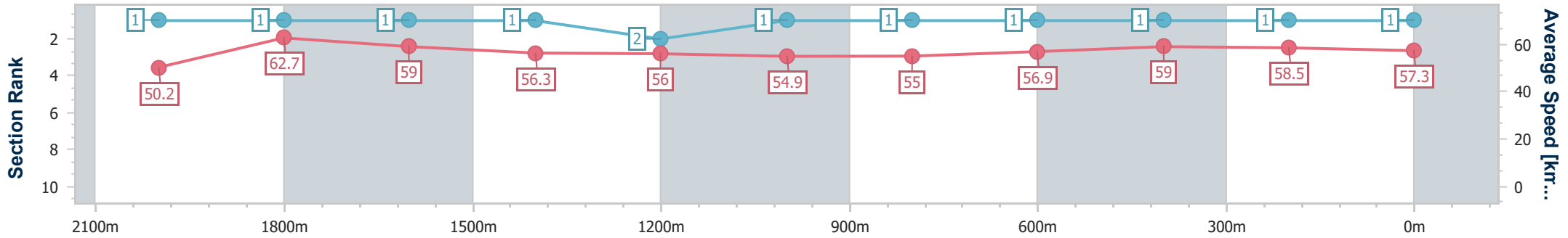
Ipswich QLD Professional
Race 1: TAB IPSWICH CUP TICKETS ON SALE Maiden Plate - 2210m



07 June 2024 - 11:57

Track Rating: Soft 5, Weather: Fine, Rail Position: +10.5m Entire

| Section | Overall | 2000m | 1800m | 1600m | 1400m | 1200m | 1000m | 800m | 600m | 400m | 200m |
|------------------------|--------------------------|--------------------------|--------------------------|--------------------------|--------------------------|--------------------------|--------------------------|--------------------------|--------------------------|--------------------------|--------------------------|
| Section Times | 2:19.85 [1] (0:15.29) | 2:04.56 [1] (0:11.46) | 1:53.10 [1] (0:11.95) | 1:41.15 [1] (0:12.75) | 1:28.40 [1] (0:12.75) | 1:15.65 [2] (0:13.06) | 1:02.59 [1] (0:13.05) | 0:49.54 [1] (0:12.62) | 0:36.92 [1] (0:12.14) | 0:24.78 [1] (0:12.21) | 0:12.57 [1] (0:12.57) |
| Average Speed [km/h] | 50.2 | 62.7 | 59.0 | 56.3 | 56.0 | 54.9 | 55.0 | 56.9 | 59.0 | 58.5 | 57.3 |
| Top Speed [km/h] | 63.6 | 63.2 | 62.0 | 57.9 | 56.6 | 56.0 | 55.8 | 58.0 | 59.3 | 58.9 | 58.7 |
| Avg. Dist. to Rail [m] | 13.4 | 2.1 | 2.7 | 2.8 | 2.3 | 1.4 | 0.4 | 1.0 | 1.2 | 1.9 | 1.8 |
| Avg. Stride Freq. [Hz] | 2.2 | 2.1 | 2.1 | 2.0 | 2.0 | 2.0 | 2.0 | 2.0 | 2.1 | 2.1 | 2.1 |
| Avg. Stride Length [m] | 6.4 | 8.1 | 7.8 | 7.7 | 7.6 | 7.6 | 7.6 | 7.7 | 7.8 | 7.7 | 7.7 |



- [] Ranking at each section and finish
- .-.- No data available at this section
- NA No data available



| | |
|--------------------------------|-----------------|
| Horse/Jockey Name | Salamancas |
| Final Rank | 2 |
| Fastest Section Time (Section) | 0:11.28 (2000m) |
| Top Speed [km/h] (Section) | 65.9 (Overall) |
| Race State | Finished |



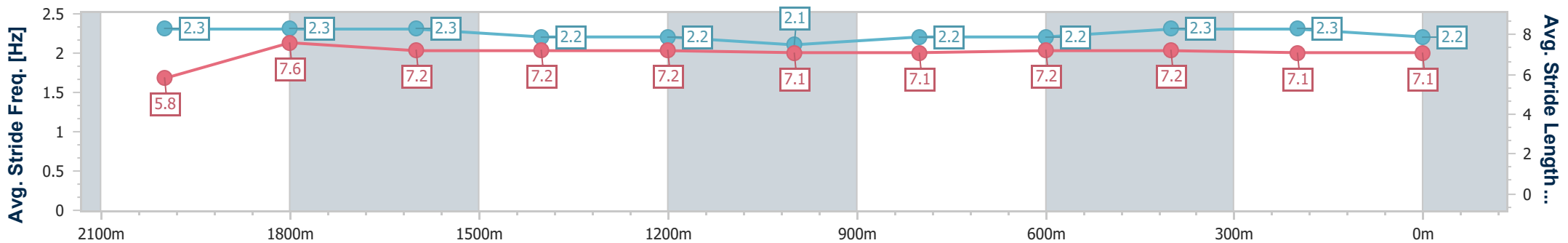
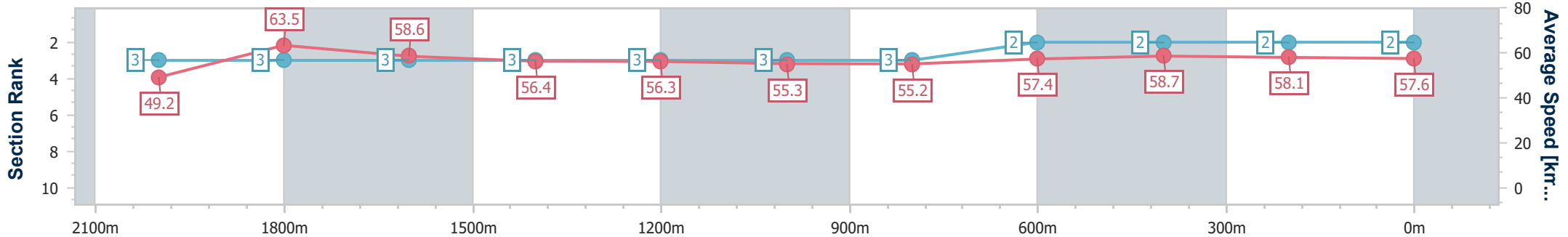
Ipswich QLD Professional
 Race 1: TAB IPSWICH CUP TICKETS ON SALE Maiden Plate - 2210m



07 June 2024 - 11:57

Track Rating: Soft 5, Weather: Fine, Rail Position: +10.5m Entire

| Section | Overall | 2000m | 1800m | 1600m | 1400m | 1200m | 1000m | 800m | 600m | 400m | 200m |
|------------------------|--------------------------|--------------------------|--------------------------|--------------------------|--------------------------|--------------------------|--------------------------|--------------------------|--------------------------|--------------------------|--------------------------|
| Section Times | 2:20.23 [2] (0:15.66) | 2:04.57 [3] (0:11.28) | 1:53.29 [3] (0:12.06) | 1:41.23 [3] (0:12.77) | 1:28.46 [3] (0:12.74) | 1:15.72 [3] (0:13.00) | 1:02.72 [3] (0:13.05) | 0:49.67 [3] (0:12.59) | 0:37.08 [2] (0:12.22) | 0:24.86 [2] (0:12.32) | 0:12.54 [2] (0:12.54) |
| Average Speed [km/h] | 49.2 | 63.5 | 58.6 | 56.4 | 56.3 | 55.3 | 55.2 | 57.4 | 58.7 | 58.1 | 57.6 |
| Top Speed [km/h] | 65.9 | 65.6 | 61.1 | 56.9 | 56.7 | 56.0 | 56.5 | 59.5 | 59.6 | 58.5 | 58.1 |
| Avg. Dist. to Rail [m] | 12.1 | 1.3 | 2.3 | 1.8 | 1.1 | 0.6 | 0.6 | 0.6 | 0.6 | 0.8 | 0.4 |
| Avg. Stride Freq. [Hz] | 2.3 | 2.3 | 2.3 | 2.2 | 2.2 | 2.1 | 2.2 | 2.2 | 2.3 | 2.3 | 2.2 |
| Avg. Stride Length [m] | 5.8 | 7.6 | 7.2 | 7.2 | 7.2 | 7.1 | 7.1 | 7.2 | 7.2 | 7.1 | 7.1 |



- [] Ranking at each section and finish
- .-.- No data available at this section
- NA No data available



| | |
|--------------------------------|-----------------|
| Horse/Jockey Name | Luisana |
| Final Rank | 3 |
| Fastest Section Time (Section) | 0:11.42 (2000m) |
| Top Speed [km/h] (Section) | 64.0 (2000m) |
| Race State | Finished |



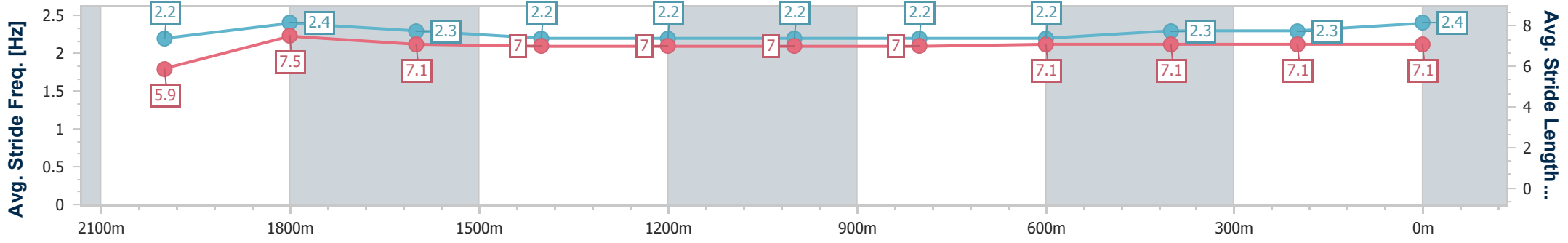
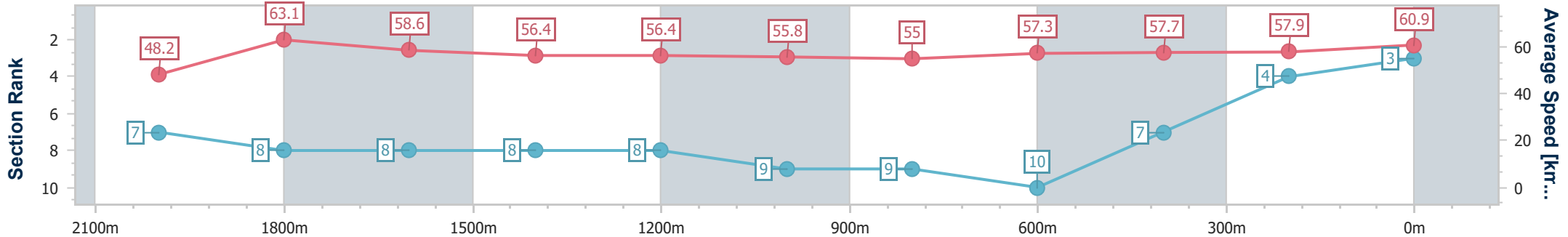
Ipswich QLD Professional
Race 1: TAB IPSWICH CUP TICKETS ON SALE Maiden Plate - 2210m



07 June 2024 - 11:57

Track Rating: Soft 5, Weather: Fine, Rail Position: +10.5m Entire

| Section | Overall | 2000m | 1800m | 1600m | 1400m | 1200m | 1000m | 800m | 600m | 400m | 200m |
|------------------------|--------------------------|--------------------------|--------------------------|--------------------------|--------------------------|--------------------------|--------------------------|--------------------------|---------------------------|--------------------------|--------------------------|
| Section Times | 2:20.27 [3] (0:16.13) | 2:04.14 [7] (0:11.42) | 1:52.72 [8] (0:12.07) | 1:40.65 [8] (0:12.71) | 1:27.94 [8] (0:12.74) | 1:15.20 [8] (0:12.91) | 1:02.29 [9] (0:13.10) | 0:49.19 [9] (0:12.54) | 0:36.65 [10] (0:12.43) | 0:24.22 [7] (0:12.39) | 0:11.83 [4] (0:11.83) |
| Average Speed [km/h] | 48.2 | 63.1 | 58.6 | 56.4 | 56.4 | 55.8 | 55.0 | 57.3 | 57.7 | 57.9 | 60.9 |
| Top Speed [km/h] | 63.3 | 64.0 | 61.8 | 57.9 | 57.0 | 56.5 | 56.3 | 59.4 | 59.0 | 59.6 | 61.3 |
| Avg. Dist. to Rail [m] | 11.7 | 0.3 | 2.0 | 2.1 | 1.1 | 0.6 | 0.4 | 0.4 | 1.0 | 0.9 | 2.0 |
| Avg. Stride Freq. [Hz] | 2.2 | 2.4 | 2.3 | 2.2 | 2.2 | 2.2 | 2.2 | 2.2 | 2.3 | 2.3 | 2.4 |
| Avg. Stride Length [m] | 5.9 | 7.5 | 7.1 | 7.0 | 7.0 | 7.0 | 7.0 | 7.1 | 7.1 | 7.1 | 7.1 |



- [] Ranking at each section and finish
- .-.- No data available at this section
- NA No data available



| | |
|--------------------------------|-----------------|
| Horse/Jockey Name | Fionte |
| Final Rank | 4 |
| Fastest Section Time (Section) | 0:11.49 (2000m) |
| Top Speed [km/h] (Section) | 64.2 (2000m) |
| Race State | Finished |



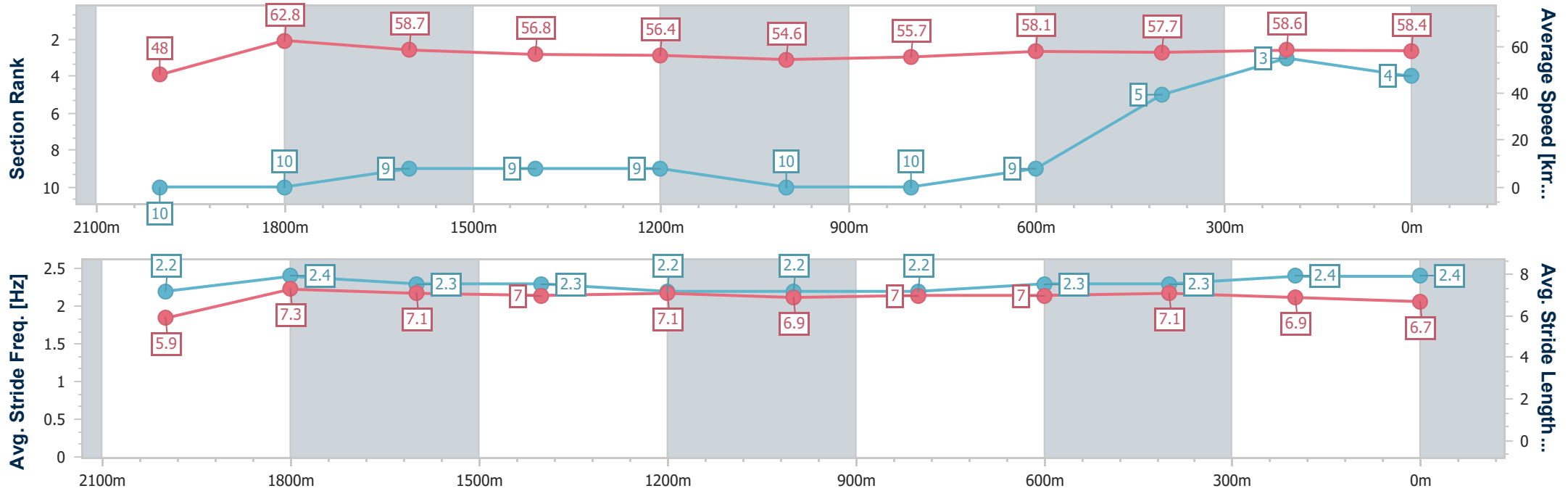
Ipswich QLD Professional
Race 1: TAB IPSWICH CUP TICKETS ON SALE Maiden Plate - 2210m



07 June 2024 - 11:57

Track Rating: Soft 5, Weather: Fine, Rail Position: +10.5m Entire

| Section | Overall | 2000m | 1800m | 1600m | 1400m | 1200m | 1000m | 800m | 600m | 400m | 200m |
|------------------------|--------------------------|---------------------------|---------------------------|--------------------------|--------------------------|--------------------------|---------------------------|---------------------------|--------------------------|--------------------------|--------------------------|
| Section Times | 2:20.46 [4] (0:16.30) | 2:04.16 [10] (0:11.49) | 1:52.67 [10] (0:12.02) | 1:40.65 [9] (0:12.62) | 1:28.03 [9] (0:12.66) | 1:15.37 [9] (0:13.14) | 1:02.23 [10] (0:12.91) | 0:49.32 [10] (0:12.39) | 0:36.93 [9] (0:12.40) | 0:24.53 [5] (0:12.18) | 0:12.35 [3] (0:12.35) |
| Average Speed [km/h] | 48.0 | 62.8 | 58.7 | 56.8 | 56.4 | 54.6 | 55.7 | 58.1 | 57.7 | 58.6 | 58.4 |
| Top Speed [km/h] | 63.9 | 64.2 | 62.1 | 57.8 | 57.7 | 55.4 | 57.0 | 60.7 | 59.4 | 59.8 | 59.7 |
| Avg. Dist. to Rail [m] | 12.1 | 0.9 | 2.8 | 2.7 | 1.8 | 0.9 | 0.4 | 0.7 | 1.2 | 1.7 | 0.7 |
| Avg. Stride Freq. [Hz] | 2.2 | 2.4 | 2.3 | 2.3 | 2.2 | 2.2 | 2.2 | 2.3 | 2.3 | 2.4 | 2.4 |
| Avg. Stride Length [m] | 5.9 | 7.3 | 7.1 | 7.0 | 7.1 | 6.9 | 7.0 | 7.0 | 7.1 | 6.9 | 6.7 |



- [] Ranking at each section and finish
- .-.- No data available at this section
- NA No data available



| | |
|--------------------------------|-----------------|
| Horse/Jockey Name | Himeji |
| Final Rank | 5 |
| Fastest Section Time (Section) | 0:11.55 (2000m) |
| Top Speed [km/h] (Section) | 63.6 (2000m) |
| Race State | Finished |



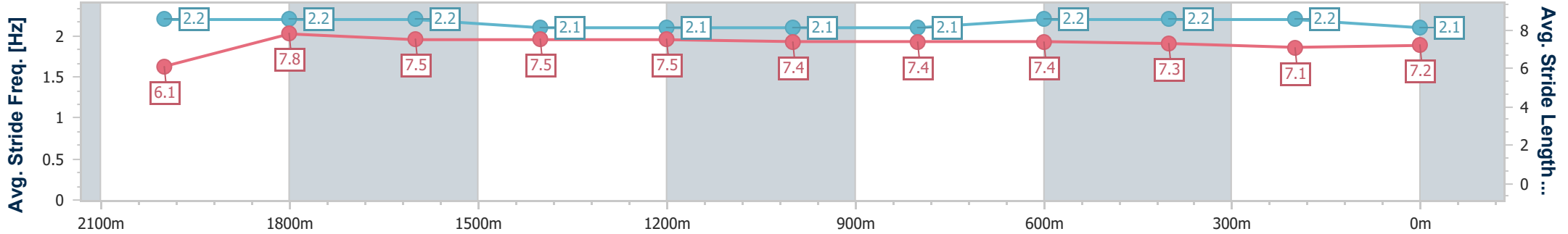
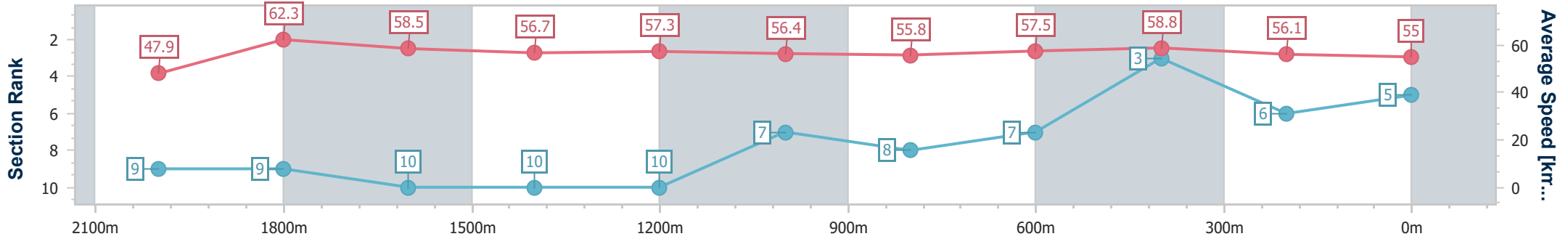
Ipswich QLD Professional
Race 1: TAB IPSWICH CUP TICKETS ON SALE Maiden Plate - 2210m



07 June 2024 - 11:57

Track Rating: Soft 5, Weather: Fine, Rail Position: +10.5m Entire

| Section | Overall | 2000m | 1800m | 1600m | 1400m | 1200m | 1000m | 800m | 600m | 400m | 200m |
|------------------------|--------------------------|--------------------------|--------------------------|---------------------------|---------------------------|---------------------------|--------------------------|--------------------------|--------------------------|--------------------------|--------------------------|
| Section Times | 2:21.76 [5] (0:16.22) | 2:05.54 [9] (0:11.55) | 1:53.99 [9] (0:12.14) | 1:41.85 [10] (0:12.72) | 1:29.13 [10] (0:12.54) | 1:16.59 [10] (0:12.77) | 1:03.82 [7] (0:12.96) | 0:50.86 [8] (0:12.57) | 0:38.29 [7] (0:12.33) | 0:25.96 [3] (0:12.90) | 0:13.06 [6] (0:13.06) |
| Average Speed [km/h] | 47.9 | 62.3 | 58.5 | 56.7 | 57.3 | 56.4 | 55.8 | 57.5 | 58.8 | 56.1 | 55.0 |
| Top Speed [km/h] | 62.4 | 63.6 | 62.5 | 58.0 | 58.1 | 57.6 | 56.5 | 59.7 | 59.6 | 57.9 | 56.5 |
| Avg. Dist. to Rail [m] | 11.2 | 0.3 | 1.4 | 1.4 | 0.6 | 0.6 | 1.6 | 1.4 | 1.7 | 0.9 | 2.0 |
| Avg. Stride Freq. [Hz] | 2.2 | 2.2 | 2.2 | 2.1 | 2.1 | 2.1 | 2.1 | 2.2 | 2.2 | 2.2 | 2.1 |
| Avg. Stride Length [m] | 6.1 | 7.8 | 7.5 | 7.5 | 7.5 | 7.4 | 7.4 | 7.4 | 7.3 | 7.1 | 7.2 |



- [] Ranking at each section and finish
- .-.- No data available at this section
- NA No data available



| | |
|--------------------------------|-----------------|
| Horse/Jockey Name | Cassie's Girl |
| Final Rank | 6 |
| Fastest Section Time (Section) | 0:11.40 (2000m) |
| Top Speed [km/h] (Section) | 63.6 (2000m) |
| Race State | Finished |



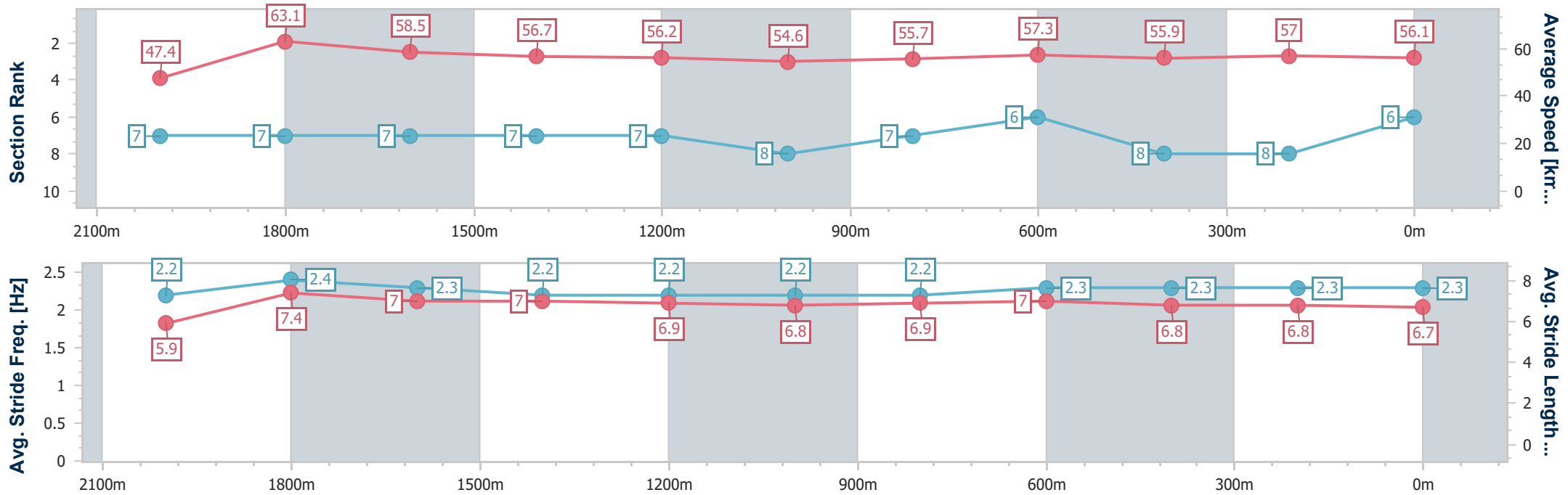
Ipswich QLD Professional
Race 1: TAB IPSWICH CUP TICKETS ON SALE Maiden Plate - 2210m



07 June 2024 - 11:57

Track Rating: Soft 5, Weather: Fine, Rail Position: +10.5m Entire

| Section | Overall | 2000m | 1800m | 1600m | 1400m | 1200m | 1000m | 800m | 600m | 400m | 200m |
|------------------------|--------------------------|--------------------------|--------------------------|--------------------------|--------------------------|--------------------------|--------------------------|--------------------------|--------------------------|--------------------------|--------------------------|
| Section Times | 2:21.89 [6] (0:16.13) | 2:05.76 [7] (0:11.40) | 1:54.36 [7] (0:11.96) | 1:42.40 [7] (0:12.65) | 1:29.75 [7] (0:12.73) | 1:17.02 [7] (0:13.11) | 1:03.91 [8] (0:12.90) | 0:51.01 [7] (0:12.51) | 0:38.50 [6] (0:12.97) | 0:25.53 [8] (0:12.68) | 0:12.85 [8] (0:12.85) |
| Average Speed [km/h] | 47.4 | 63.1 | 58.5 | 56.7 | 56.2 | 54.6 | 55.7 | 57.3 | 55.9 | 57.0 | 56.1 |
| Top Speed [km/h] | 62.5 | 63.6 | 62.3 | 57.2 | 57.2 | 55.4 | 56.3 | 58.9 | 58.2 | 57.6 | 57.4 |
| Avg. Dist. to Rail [m] | 13.4 | 2.9 | 3.4 | 2.8 | 2.2 | 1.3 | 0.6 | 0.5 | 1.4 | 1.2 | 3.6 |
| Avg. Stride Freq. [Hz] | 2.2 | 2.4 | 2.3 | 2.2 | 2.2 | 2.2 | 2.2 | 2.3 | 2.3 | 2.3 | 2.3 |
| Avg. Stride Length [m] | 5.9 | 7.4 | 7.0 | 7.0 | 6.9 | 6.8 | 6.9 | 7.0 | 6.8 | 6.8 | 6.7 |



- [] Ranking at each section and finish
- .-.- No data available at this section
- NA No data available



| | |
|--------------------------------|------------------|
| Horse/Jockey Name | Kaytee Sunnyline |
| Final Rank | 7 |
| Fastest Section Time (Section) | 0:11.47 (2000m) |
| Top Speed [km/h] (Section) | 63.4 (2000m) |
| Race State | Finished |



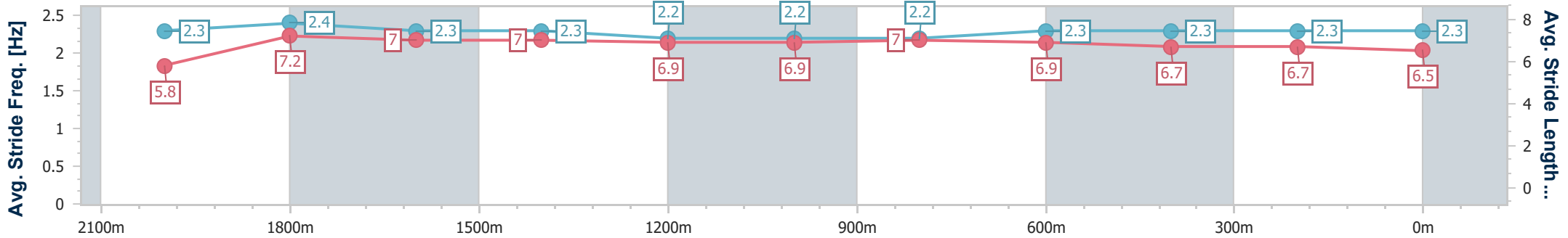
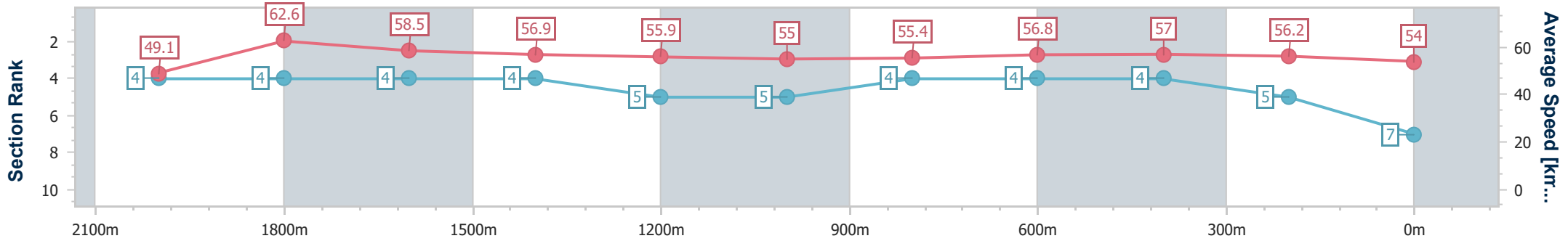
Ipswich QLD Professional
Race 1: TAB IPSWICH CUP TICKETS ON SALE Maiden Plate - 2210m



07 June 2024 - 11:57

Track Rating: Soft 5, Weather: Fine, Rail Position: +10.5m Entire

| Section | Overall | 2000m | 1800m | 1600m | 1400m | 1200m | 1000m | 800m | 600m | 400m | 200m |
|------------------------|--------------------------|--------------------------|--------------------------|--------------------------|--------------------------|--------------------------|--------------------------|--------------------------|--------------------------|--------------------------|--------------------------|
| Section Times | 2:21.93 [7] (0:15.66) | 2:06.27 [4] (0:11.47) | 1:54.80 [4] (0:12.11) | 1:42.69 [4] (0:12.60) | 1:30.09 [4] (0:12.79) | 1:17.30 [5] (0:13.03) | 1:04.27 [5] (0:12.94) | 0:51.33 [4] (0:12.62) | 0:38.71 [4] (0:12.58) | 0:26.13 [4] (0:12.79) | 0:13.34 [5] (0:13.34) |
| Average Speed [km/h] | 49.1 | 62.6 | 58.5 | 56.9 | 55.9 | 55.0 | 55.4 | 56.8 | 57.0 | 56.2 | 54.0 |
| Top Speed [km/h] | 62.3 | 63.4 | 61.9 | 58.0 | 56.5 | 55.9 | 56.6 | 57.7 | 57.8 | 57.5 | 54.6 |
| Avg. Dist. to Rail [m] | 13.4 | 1.5 | 2.0 | 2.4 | 1.9 | 1.3 | 0.3 | 1.0 | 0.9 | 0.8 | 1.0 |
| Avg. Stride Freq. [Hz] | 2.3 | 2.4 | 2.3 | 2.3 | 2.2 | 2.2 | 2.2 | 2.3 | 2.3 | 2.3 | 2.3 |
| Avg. Stride Length [m] | 5.8 | 7.2 | 7.0 | 7.0 | 6.9 | 6.9 | 7.0 | 6.9 | 6.7 | 6.7 | 6.5 |



- [] Ranking at each section and finish
- .-.- No data available at this section
- NA No data available



| | |
|--------------------------------|------------------|
| Horse/Jockey Name | Turpin's Torment |
| Final Rank | 8 |
| Fastest Section Time (Section) | 0:11.46 (2000m) |
| Top Speed [km/h] (Section) | 63.6 (2000m) |
| Race State | Finished |



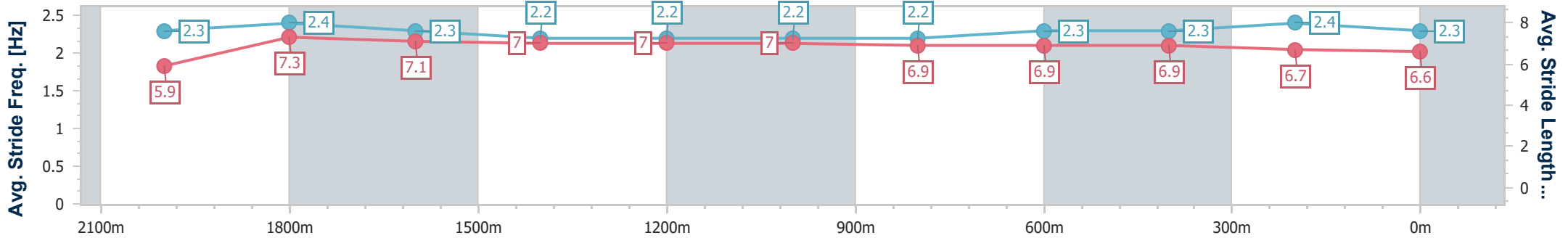
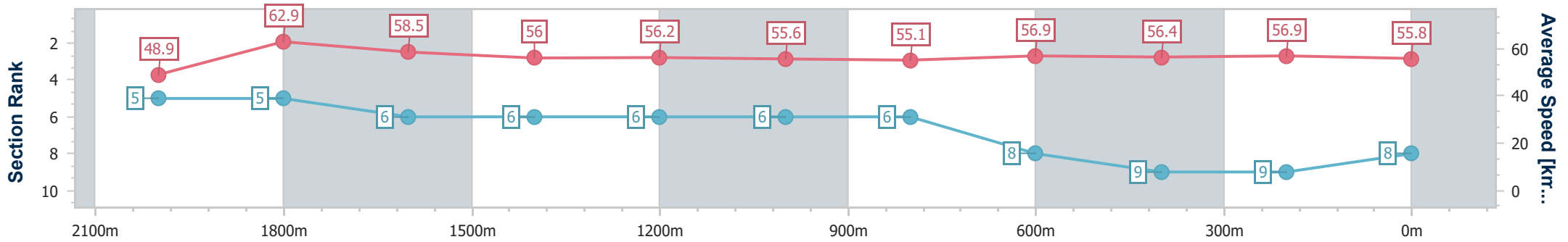
Ipswich QLD Professional
Race 1: TAB IPSWICH CUP TICKETS ON SALE Maiden Plate - 2210m



07 June 2024 - 11:57

Track Rating: Soft 5, Weather: Fine, Rail Position: +10.5m Entire

| Section | Overall | 2000m | 1800m | 1600m | 1400m | 1200m | 1000m | 800m | 600m | 400m | 200m |
|------------------------|--------------------------|--------------------------|--------------------------|--------------------------|--------------------------|--------------------------|--------------------------|--------------------------|--------------------------|--------------------------|--------------------------|
| Section Times | 2:21.96 [8] (0:15.71) | 2:06.25 [5] (0:11.46) | 1:54.79 [5] (0:12.10) | 1:42.69 [6] (0:12.85) | 1:29.84 [6] (0:12.70) | 1:17.14 [6] (0:12.96) | 1:04.18 [6] (0:13.09) | 0:51.09 [6] (0:12.64) | 0:38.45 [8] (0:12.87) | 0:25.58 [9] (0:12.70) | 0:12.88 [9] (0:12.88) |
| Average Speed [km/h] | 48.9 | 62.9 | 58.5 | 56.0 | 56.2 | 55.6 | 55.1 | 56.9 | 56.4 | 56.9 | 55.8 |
| Top Speed [km/h] | 62.1 | 63.6 | 61.8 | 58.0 | 57.0 | 56.0 | 56.4 | 58.7 | 58.4 | 58.0 | 57.3 |
| Avg. Dist. to Rail [m] | 12.5 | 1.4 | 2.1 | 1.6 | 1.2 | 0.7 | 0.7 | 0.4 | 1.4 | 1.9 | 5.0 |
| Avg. Stride Freq. [Hz] | 2.3 | 2.4 | 2.3 | 2.2 | 2.2 | 2.2 | 2.2 | 2.3 | 2.3 | 2.4 | 2.3 |
| Avg. Stride Length [m] | 5.9 | 7.3 | 7.1 | 7.0 | 7.0 | 7.0 | 6.9 | 6.9 | 6.9 | 6.7 | 6.6 |



- [] Ranking at each section and finish
- .-.- No data available at this section
- NA No data available



| | |
|--------------------------------|-----------------|
| Horse/Jockey Name | Shambolic |
| Final Rank | 9 |
| Fastest Section Time (Section) | 0:11.42 (2000m) |
| Top Speed [km/h] (Section) | 64.2 (2000m) |
| Race State | Finished |



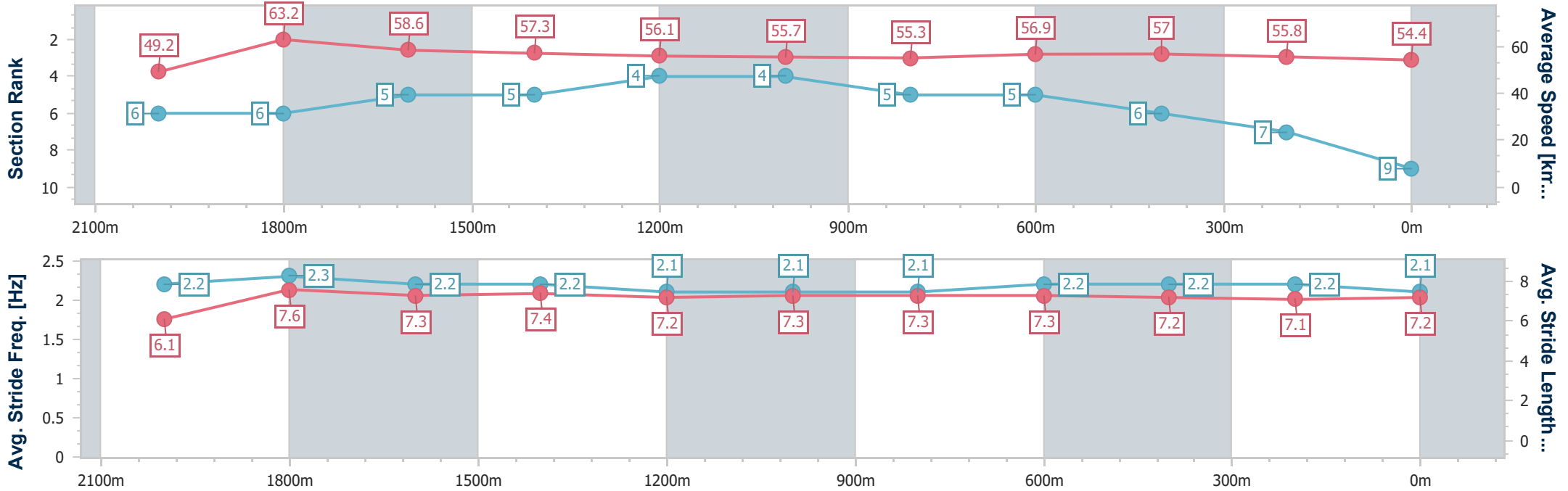
Ipswich QLD Professional
Race 1: TAB IPSWICH CUP TICKETS ON SALE Maiden Plate - 2210m



07 June 2024 - 11:57

Track Rating: Soft 5, Weather: Fine, Rail Position: +10.5m Entire

| Section | Overall | 2000m | 1800m | 1600m | 1400m | 1200m | 1000m | 800m | 600m | 400m | 200m |
|------------------------|--------------------------|--------------------------|--------------------------|--------------------------|--------------------------|--------------------------|--------------------------|--------------------------|--------------------------|--------------------------|--------------------------|
| Section Times | 2:22.14 [9] (0:15.80) | 2:06.34 [6] (0:11.42) | 1:54.92 [6] (0:12.05) | 1:42.87 [5] (0:12.58) | 1:30.29 [5] (0:12.77) | 1:17.52 [4] (0:12.97) | 1:04.55 [4] (0:13.07) | 0:51.48 [5] (0:12.71) | 0:38.77 [5] (0:12.65) | 0:26.12 [6] (0:12.90) | 0:13.22 [7] (0:13.22) |
| Average Speed [km/h] | 49.2 | 63.2 | 58.6 | 57.3 | 56.1 | 55.7 | 55.3 | 56.9 | 57.0 | 55.8 | 54.4 |
| Top Speed [km/h] | 64.0 | 64.2 | 61.9 | 58.9 | 56.9 | 56.4 | 56.0 | 58.2 | 58.2 | 56.8 | 56.2 |
| Avg. Dist. to Rail [m] | 12.3 | 0.3 | 2.0 | 1.6 | 0.6 | 0.5 | 1.6 | 1.2 | 1.0 | 1.0 | 1.3 |
| Avg. Stride Freq. [Hz] | 2.2 | 2.3 | 2.2 | 2.2 | 2.1 | 2.1 | 2.1 | 2.2 | 2.2 | 2.2 | 2.1 |
| Avg. Stride Length [m] | 6.1 | 7.6 | 7.3 | 7.4 | 7.2 | 7.3 | 7.3 | 7.3 | 7.2 | 7.1 | 7.2 |



- [] Ranking at each section and finish
- .-.- No data available at this section
- NA No data available



| | |
|--------------------------------|-----------------|
| Horse/Jockey Name | Push Turbo |
| Final Rank | 10 |
| Fastest Section Time (Section) | 0:11.27 (2000m) |
| Top Speed [km/h] (Section) | 64.6 (2000m) |
| Race State | Finished |



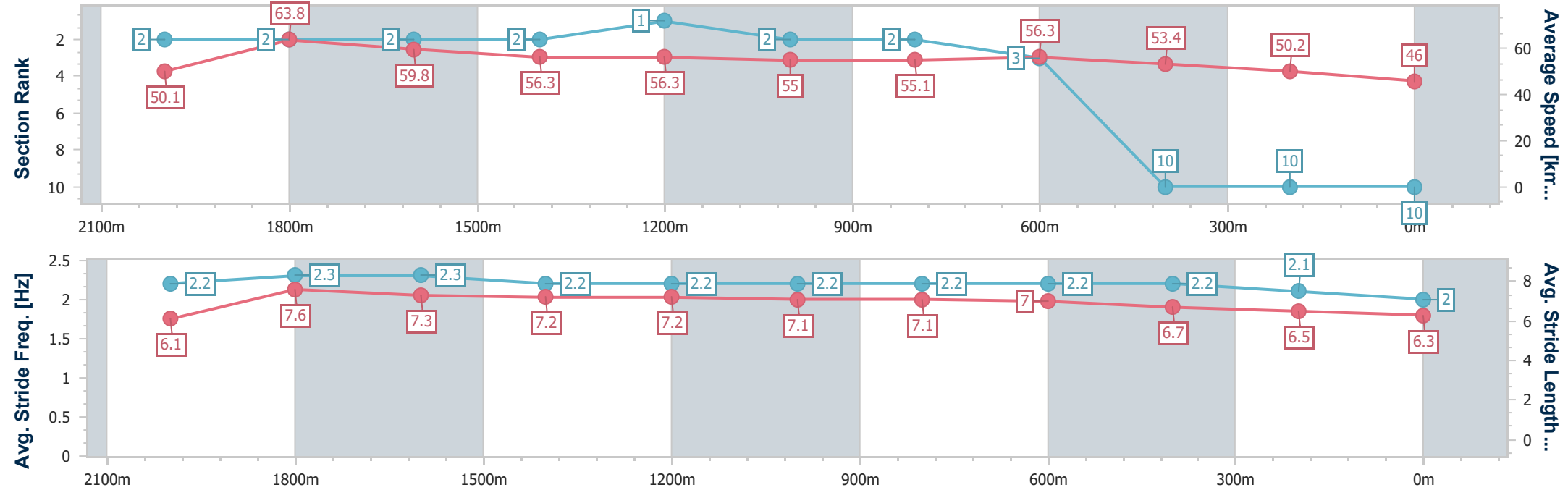
Ipswich QLD Professional
Race 1: TAB IPSWICH CUP TICKETS ON SALE Maiden Plate - 2210m



07 June 2024 - 11:57

Track Rating: Soft 5, Weather: Fine, Rail Position: +10.5m Entire

| Section | Overall | 2000m | 1800m | 1600m | 1400m | 1200m | 1000m | 800m | 600m | 400m | 200m |
|------------------------|---------------------------|--------------------------|--------------------------|--------------------------|--------------------------|--------------------------|--------------------------|--------------------------|--------------------------|---------------------------|---------------------------|
| Section Times | 2:26.51 [10] (0:15.54) | 2:10.97 [2] (0:11.27) | 1:59.70 [2] (0:11.95) | 1:47.75 [2] (0:12.74) | 1:35.01 [2] (0:12.70) | 1:22.31 [1] (0:13.09) | 1:09.22 [2] (0:13.07) | 0:56.15 [2] (0:12.79) | 0:43.36 [3] (0:13.48) | 0:29.88 [10] (0:14.24) | 0:15.64 [10] (0:15.64) |
| Average Speed [km/h] | 50.1 | 63.8 | 59.8 | 56.3 | 56.3 | 55.0 | 55.1 | 56.3 | 53.4 | 50.2 | 46.0 |
| Top Speed [km/h] | 63.9 | 64.6 | 62.9 | 57.8 | 57.1 | 56.0 | 56.0 | 56.7 | 55.8 | 51.8 | 48.5 |
| Avg. Dist. to Rail [m] | 12.5 | 0.4 | 1.3 | 2.1 | 1.5 | 0.8 | 0.5 | 0.1 | 0.5 | 1.2 | 1.6 |
| Avg. Stride Freq. [Hz] | 2.2 | 2.3 | 2.3 | 2.2 | 2.2 | 2.2 | 2.2 | 2.2 | 2.2 | 2.1 | 2.0 |
| Avg. Stride Length [m] | 6.1 | 7.6 | 7.3 | 7.2 | 7.2 | 7.1 | 7.1 | 7.0 | 6.7 | 6.5 | 6.3 |



- [] Ranking at each section and finish
- .-.- No data available at this section
- NA No data available