

Track Rating: Soft 5, Weather: Fine, Rail Position: +10.5m Entire

Section		Field Times																
		Overall	2000m	1800m	1600m	1400m	1200m	1000m	Last 600m									
		2:21.86 (0:15.76)	2:06.10 (0:12.06)	1:54.04 (0:12.70)	1:41.34 (0:13.36)	1:27.98 (0:13.14)	1:14.84 (0:13.24)	1:01.60 (0:12.79)	0:36.54									
Rank	TAB	Horse/Jockey	Barrier	Top Speed [km/h]	Fastest Section	Distance Travelled [m]												
1	7	BID FOR FAME Damien Thornton	17	61.9 600m	0:11.85 600m	2:21.86 [1] (0:16.00)	2:05.86 [5] (0:12.60)	1:53.26 [6] (0:12.75)	1:40.51 [6] (0:13.33)	1:27.18 [6] (0:13.18)	1:14.00 [6] (0:13.16)	1:00.84 [5] (0:12.77)	0:36.09					
2	10	BRAVE BOY Justin Huxtable	12	64.2 600m	0:11.64 600m	2:21.89 [2] (0:16.15)	2:05.74 [7] (0:12.36)	1:53.38 [5] (0:12.60)	1:40.78 [4] (0:13.29)	1:27.49 [4] (0:13.16)	1:14.33 [4] (0:13.27)	1:01.06 [4] (0:12.85)	0:36.10	-6				
3	4	FARWEST James Orman	15	64.0 800m	0:11.87 800m	2:22.13 [3] (0:16.64)	2:05.49 [10] (0:12.73)	1:52.76 [11] (0:12.69)	1:40.07 [10] (0:13.34)	1:26.73 [10] (0:13.22)	1:13.51 [10] (0:12.99)	1:00.52 [9] (0:12.72)	0:35.93	+1				
4	12	DESHORENTE Luke Tarrant	2	60.4 400m	0:12.07 400m	2:22.13 [4] (0:15.84)	2:06.29 [3] (0:12.40)	1:53.89 [3] (0:12.65)	1:41.24 [3] (0:13.35)	1:27.89 [3] (0:13.12)	1:14.77 [3] (0:13.23)	1:01.54 [3] (0:12.79)	0:36.54	-13				
5	9	TRUE FAIRY Noriyuki Masuda	13	60.4 Overall	0:12.15 600m	2:22.53 [5] (0:15.76)	2:06.77 [1] (0:12.18)	1:54.59 [2] (0:12.80)	1:41.79 [2] (0:13.30)	1:28.49 [2] (0:13.17)	1:15.32 [2] (0:13.26)	1:02.06 [2] (0:12.80)	0:37.06	-2				
6	5	TAVIESLASS Alisha Donald	8	61.9 Overall	0:12.04 2000m	2:22.75 [6] (0:15.78)	2:06.97 [2] (0:12.04)	1:54.93 [1] (0:12.70)	1:42.23 [1] (0:13.36)	1:28.87 [1] (0:13.14)	1:15.73 [1] (0:13.24)	1:02.49 [1] (0:12.79)	0:37.43	-10				
7	8	BILPA MOREA Madeleine Wishart	9	62.5 800m	0:11.81 600m	2:22.78 [7] (0:16.27)	2:06.51 [8] (0:12.71)	1:53.80 [9] (0:12.75)	1:41.05 [8] (0:13.34)	1:27.71 [8] (0:13.20)	1:14.51 [8] (0:13.14)	1:01.37 [8] (0:12.73)	0:36.73	+1				
8	6	WHYTEEPEE Karl Zechner	1	61.3 800m	0:12.08 600m	2:22.93 [8] (0:15.96)	2:06.97 [4] (0:12.46)	1:54.51 [4] (0:12.80)	1:41.71 [5] (0:13.33)	1:28.38 [5] (0:13.23)	1:15.15 [5] (0:13.24)	1:01.91 [6] (0:12.79)	0:37.03	-8				
9	3	NITROGLYCERINE Dylan Bennett	7	62.4 2000m	0:11.89 600m	2:23.28 [9] (0:16.52)	2:06.76 [9] (0:12.40)	1:54.36 [8] (0:12.92)	1:41.44 [9] (0:13.45)	1:27.99 [9] (0:13.29)	1:14.70 [9] (0:13.06)	1:01.64 [10] (0:12.74)	0:36.83	-9				
10	11	METSI Michael Cahill	14	62.1 800m	0:11.98 800m	2:23.33 [10] (0:16.76)	2:06.57 [11] (0:12.61)	1:53.96 [10] (0:12.77)	1:41.19 [11] (0:13.47)	1:27.72 [11] (0:13.24)	1:14.48 [11] (0:12.98)	1:01.50 [11] (0:12.63)	0:36.89	+3				

Scratched: Matsuyama (#13), Zouy's Comet (#16), Iridessa (#17), Mr Dudwey (#1), Willnotquit (#15), Mana Combat (#14)



Ipswich QLD Professional

Race 5: RAY WHITE IPSWICH BENCHMARK 58 Handicap - 2210m

07 June 2024 - 14:17



Track Rating: Soft 5, Weather: Fine, Rail Position: +10.5m Entire

Section	Overall	2000m	1800m	1600m	1400m	1200m	1000m	Last 600m
Field Times	2:21.86 (0:15.76)	2:06.10 (0:12.06)	1:54.04 (0:12.70)	1:41.34 (0:13.36)	1:27.98 (0:13.14)	1:14.84 (0:13.24)	1:01.60 (0:12.79)	0:36.54

Rank	TAB	Horse/Jockey	Barrier	Top Speed [km/h]	Fastest Section	Overall	2000m	1800m	1600m	1400m	1200m	1000m	Last 600m	Distance Travelled [m]
11	2	SHOPPING WISE	6	62.7	0:11.97	2:23.40 [11]	2:07.38 [6]	1:54.72 [7]	1:41.83 [7]	1:28.45 [7]	1:15.20 [7]	1:01.99 [7]	0:37.31	-7
		Corey Sutherland		800m	800m	(0:16.02)	(0:12.66)	(0:12.89)	(0:13.38)	(0:13.25)	(0:13.21)	(0:12.71)		

Scratched: Matsuyama (#13), Zouy's Comet (#16), Iridessa (#17), Mr Dudwey (#1), Willnotquit (#15), Mana Combat (#14)

Track Rating: Soft 5, Weather: Fine, Rail Position: +10.5m Entire

Section										Last 600m		
Field Times		800m	600m	400m	200m							
		0:48.81 (0:12.27)	0:36.54 (0:12.11)	0:24.43 (0:11.78)	0:12.65 (0:12.65)						0:36.54	
Rank	TAB	Horse/Jockey	Barrier	Top Speed [km/h]	Fastest Section					Margin	Distance Travelled [m]	
1	7	BID FOR FAME Damien Thornton	17	61.9 600m	0:11.85 600m	0:48.07 [5] (0:11.98)	0:36.09 [4] (0:11.85)	0:24.24 [3] (0:11.97)	0:12.27 [2] (0:12.27)	2:21.86	0:36.09	
2	10	BRAVE BOY Justin Huxtable	12	64.2 600m	0:11.64 600m	0:48.21 [4] (0:12.11)	0:36.10 [5] (0:11.64)	0:24.46 [1] (0:11.78)	0:12.68 [1] (0:12.68)	0.16L	0:36.10	-6
3	4	FARWEST James Orman	15	64.0 800m	0:11.87 800m	0:47.80 [9] (0:11.87)	0:35.93 [9] (0:11.87)	0:24.06 [8] (0:11.90)	0:12.16 [6] (0:12.16)	1.58L	0:35.93	+1
4	12	DESHORENTE Luke Tarrant	2	60.4 400m	0:12.07 400m	0:48.75 [3] (0:12.21)	0:36.54 [3] (0:12.21)	0:24.33 [5] (0:12.07)	0:12.26 [4] (0:12.26)	1.59L	0:36.54	-13
5	9	TRUE FAIRY Noriyuki Masuda	13	60.4 Overall	0:12.15 600m	0:49.26 [2] (0:12.20)	0:37.06 [2] (0:12.15)	0:24.91 [4] (0:12.28)	0:12.63 [5] (0:12.63)	3.94L	0:37.06	-2
6	5	TAVIESLASS Alisha Donald	8	61.9 Overall	0:12.04 2000m	0:49.70 [1] (0:12.27)	0:37.43 [1] (0:12.24)	0:25.19 [2] (0:12.14)	0:13.05 [3] (0:13.05)	5.27L	0:37.43	-10
7	8	BILPA MOREA Madeleine Wishart	9	62.5 800m	0:11.81 600m	0:48.64 [8] (0:11.91)	0:36.73 [7] (0:11.81)	0:24.92 [6] (0:12.23)	0:12.69 [7] (0:12.69)	5.43L	0:36.73	+1
8	6	WHYTEEPEE Karl Zechner	1	61.3 800m	0:12.08 600m	0:49.12 [6] (0:12.09)	0:37.03 [6] (0:12.08)	0:24.95 [7] (0:12.24)	0:12.71 [8] (0:12.71)	6.3L	0:37.03	-8
9	3	NITROGLYCERINE Dylan Bennett	7	62.4 2000m	0:11.89 600m	0:48.90 [10] (0:12.07)	0:36.83 [11] (0:11.89)	0:24.94 [10] (0:12.15)	0:12.79 [9] (0:12.79)	8.34L	0:36.83	-9
10	11	METSI Michael Cahill	14	62.1 800m	0:11.98 800m	0:48.87 [11] (0:11.98)	0:36.89 [10] (0:12.06)	0:24.83 [11] (0:12.34)	0:12.49 [11] (0:12.49)	8.66L	0:36.89	+3

Scratched: Matsuyama (#13), Zouy's Comet (#16), Iridessa (#17), Mr Dudwey (#1), Willnotquit (#15), Mana Combat (#14)



Ipswich QLD Professional

Race 5: RAY WHITE IPSWICH BENCHMARK 58 Handicap - 2210m

07 June 2024 - 14:17



Track Rating: Soft 5, Weather: Fine, Rail Position: +10.5m Entire

Section	800m	600m	400m	200m	Last 600m
Field Times	0:48.81 (0:12.27)	0:36.54 (0:12.11)	0:24.43 (0:11.78)	0:12.65 (0:12.65)	0:36.54

Rank	TAB	Horse/Jockey	Barrier	Top Speed [km/h]	Fastest Section	Margin	Distance Travelled [m]					
11	2	SHOPPING WISE Corey Sutherland	6	62.7 800m	0:11.97 800m (0:11.97)	0:49.28 [7] (0:12.19)	0:37.31 [8] (0:12.43)	0:25.12 [9] (0:12.69)	0:12.69 [10]	9.07L	0:37.31	-7

Scratched: Matsuyama (#13), Zouy's Comet (#16), Iridessa (#17), Mr Dudwey (#1), Willnotquit (#15), Mana Combat (#14)



Horse/Jockey Name	Bid For Fame
Final Rank	1
Fastest Section Time (Section)	0:11.85 (600m)
Top Speed [km/h] (Section)	61.9 (600m)
Race State	Finished



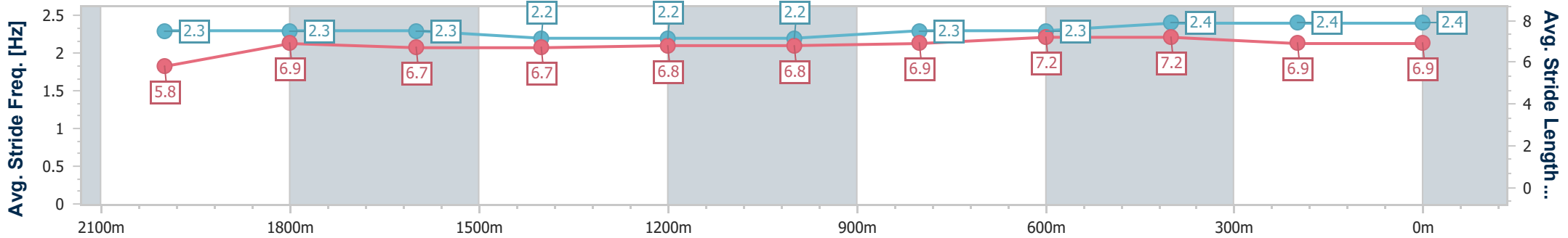
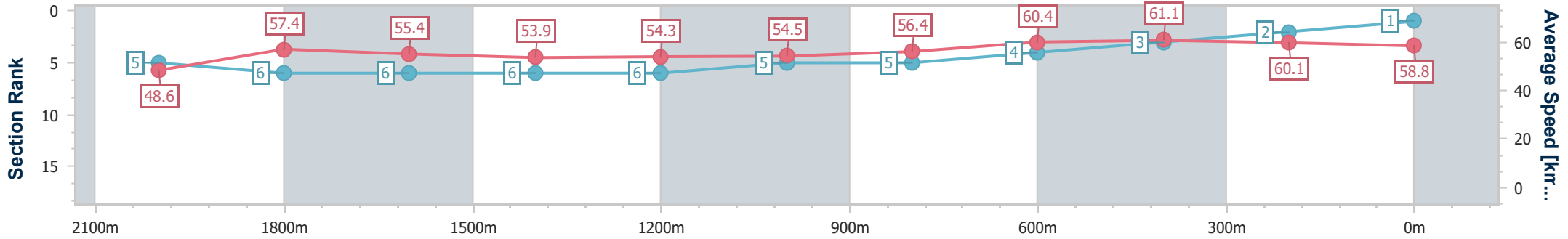
Ipswich QLD Professional
Race 5: RAY WHITE IPSWICH BENCHMARK 58 Handicap - 2210m



07 June 2024 - 14:17

Track Rating: Soft 5, Weather: Fine, Rail Position: +10.5m Entire

Section	Overall	2000m	1800m	1600m	1400m	1200m	1000m	800m	600m	400m	200m
Section Times	2:21.86 [1] (0:16.00)	2:05.86 [5] (0:12.60)	1:53.26 [6] (0:12.75)	1:40.51 [6] (0:13.33)	1:27.18 [6] (0:13.18)	1:14.00 [6] (0:13.16)	1:00.84 [5] (0:12.77)	0:48.07 [5] (0:11.98)	0:36.09 [4] (0:11.85)	0:24.24 [3] (0:11.97)	0:12.27 [2] (0:12.27)
Average Speed [km/h]	48.6	57.4	55.4	53.9	54.3	54.5	56.4	60.4	61.1	60.1	58.8
Top Speed [km/h]	60.4	59.7	56.0	55.5	54.9	56.2	57.2	61.4	61.9	61.9	60.1
Avg. Dist. to Rail [m]	13.5	1.1	2.0	2.6	2.0	1.0	0.7	0.7	1.5	0.5	0.2
Avg. Stride Freq. [Hz]	2.3	2.3	2.3	2.2	2.2	2.2	2.3	2.3	2.4	2.4	2.4
Avg. Stride Length [m]	5.8	6.9	6.7	6.7	6.8	6.8	6.9	7.2	7.2	6.9	6.9



- [] Ranking at each section and finish
- .-.- No data available at this section
- NA No data available



Horse/Jockey Name	Brave Boy
Final Rank	2
Fastest Section Time (Section)	0:11.64 (600m)
Top Speed [km/h] (Section)	64.2 (600m)
Race State	Finished



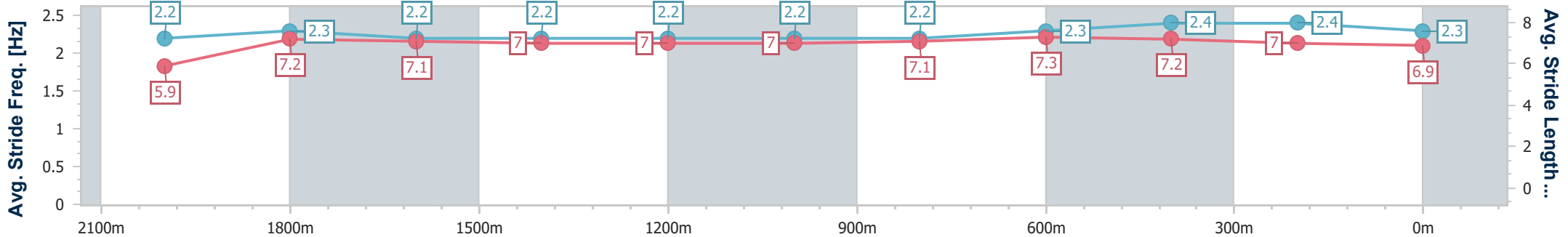
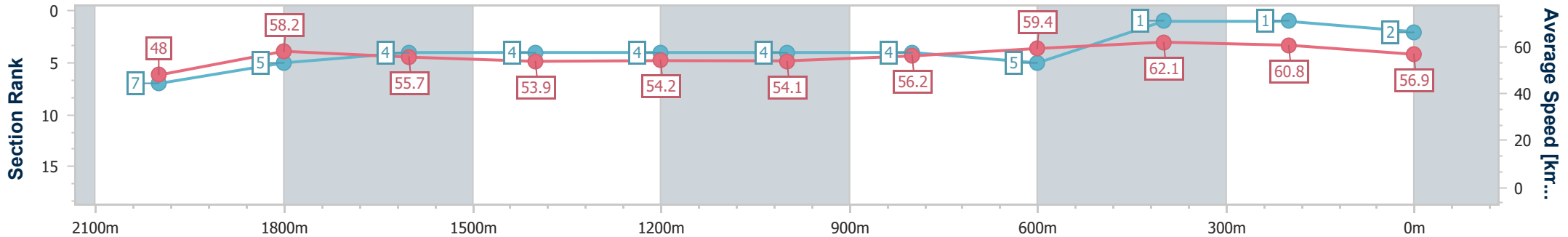
Ipswich QLD Professional
Race 5: RAY WHITE IPSWICH BENCHMARK 58 Handicap - 2210m



07 June 2024 - 14:17

Track Rating: Soft 5, Weather: Fine, Rail Position: +10.5m Entire

Section	Overall	2000m	1800m	1600m	1400m	1200m	1000m	800m	600m	400m	200m
Section Times	2:21.89 [2] (0:16.15)	2:05.74 [7] (0:12.36)	1:53.38 [5] (0:12.60)	1:40.78 [4] (0:13.29)	1:27.49 [4] (0:13.16)	1:14.33 [4] (0:13.27)	1:01.06 [4] (0:12.85)	0:48.21 [4] (0:12.11)	0:36.10 [5] (0:11.64)	0:24.46 [1] (0:11.78)	0:12.68 [1] (0:12.68)
Average Speed [km/h]	48.0	58.2	55.7	53.9	54.2	54.1	56.2	59.4	62.1	60.8	56.9
Top Speed [km/h]	60.8	59.9	57.4	55.4	55.0	55.5	57.3	60.8	64.2	63.2	59.5
Avg. Dist. to Rail [m]	11.4	0.8	3.6	3.2	2.3	1.1	0.6	0.3	0.5	0.6	1.6
Avg. Stride Freq. [Hz]	2.2	2.3	2.2	2.2	2.2	2.2	2.2	2.3	2.4	2.4	2.3
Avg. Stride Length [m]	5.9	7.2	7.1	7.0	7.0	7.0	7.1	7.3	7.2	7.0	6.9



- [] Ranking at each section and finish
- .-.- No data available at this section
- NA No data available



Horse/Jockey Name	Farwest
Final Rank	3
Fastest Section Time (Section)	0:11.87 (800m)
Top Speed [km/h] (Section)	64.0 (800m)
Race State	Finished



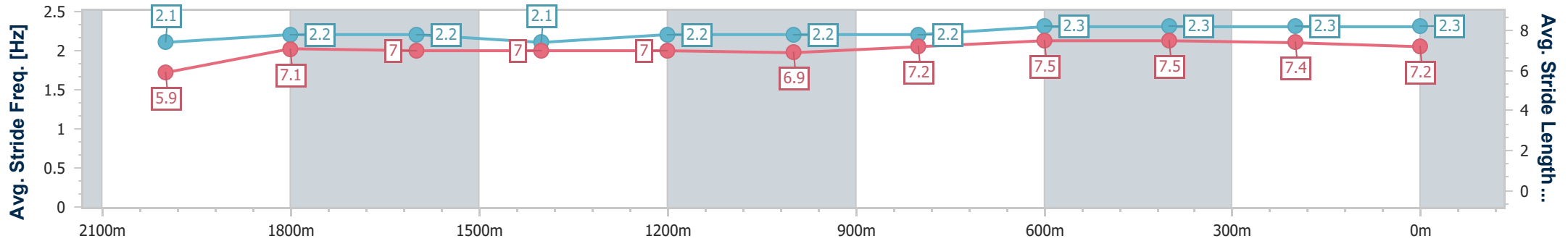
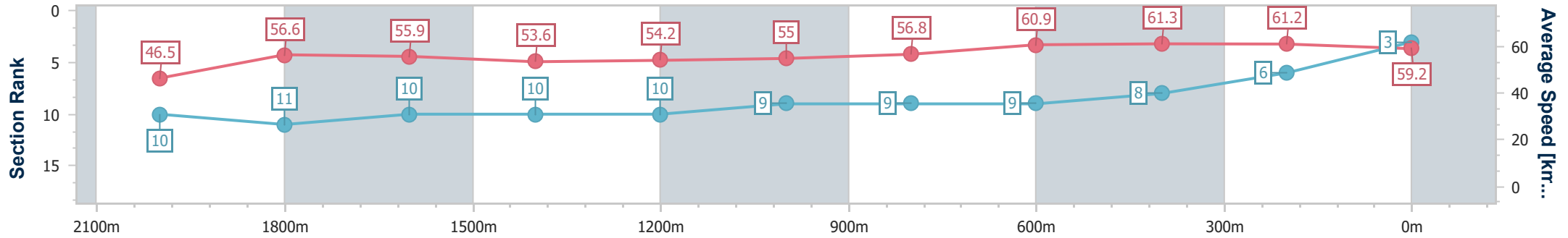
Ipswich QLD Professional
Race 5: RAY WHITE IPSWICH BENCHMARK 58 Handicap - 2210m



07 June 2024 - 14:17

Track Rating: Soft 5, Weather: Fine, Rail Position: +10.5m Entire

Section	Overall	2000m	1800m	1600m	1400m	1200m	1000m	800m	600m	400m	200m
Section Times	2:22.13 [3] (0:16.64)	2:05.49 [10] (0:12.73)	1:52.76 [11] (0:12.69)	1:40.07 [10] (0:13.34)	1:26.73 [10] (0:13.22)	1:13.51 [10] (0:12.99)	1:00.52 [9] (0:12.72)	0:47.80 [9] (0:11.87)	0:35.93 [9] (0:11.87)	0:24.06 [8] (0:11.90)	0:12.16 [6] (0:12.16)
Average Speed [km/h]	46.5	56.6	55.9	53.6	54.2	55.0	56.8	60.9	61.3	61.2	59.2
Top Speed [km/h]	59.5	58.2	57.4	57.0	56.0	57.3	59.0	64.0	63.6	61.8	61.0
Avg. Dist. to Rail [m]	9.0	0.3	2.1	2.6	2.0	1.0	0.5	1.5	2.7	2.4	1.3
Avg. Stride Freq. [Hz]	2.1	2.2	2.2	2.1	2.2	2.2	2.2	2.3	2.3	2.3	2.3
Avg. Stride Length [m]	5.9	7.1	7.0	7.0	7.0	6.9	7.2	7.5	7.5	7.4	7.2



- [] Ranking at each section and finish
- .-.- No data available at this section
- NA No data available



Horse/Jockey Name	Deshorente
Final Rank	4
Fastest Section Time (Section)	0:12.07 (400m)
Top Speed [km/h] (Section)	60.4 (400m)
Race State	Finished



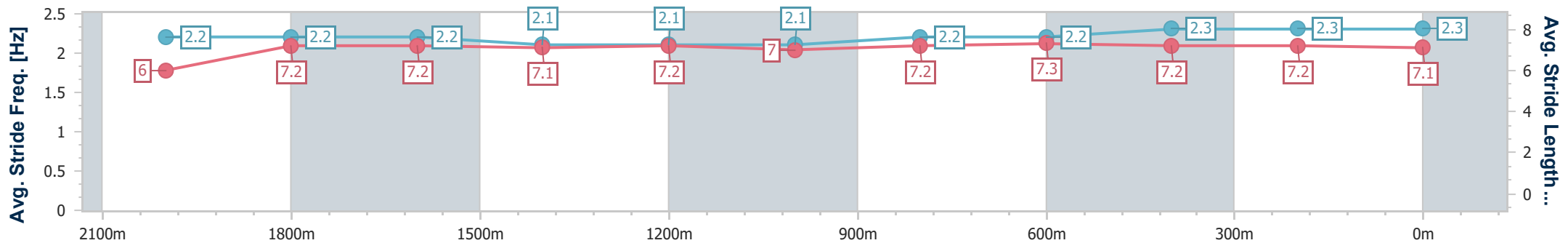
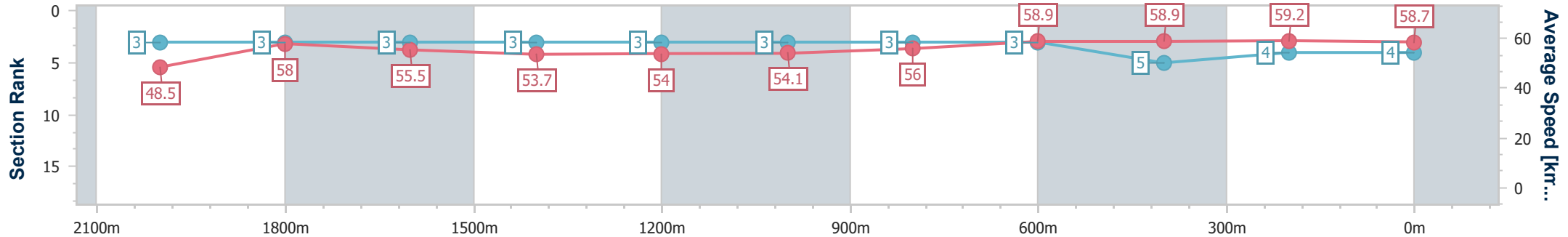
Ipswich QLD Professional
Race 5: RAY WHITE IPSWICH BENCHMARK 58 Handicap - 2210m



07 June 2024 - 14:17

Track Rating: Soft 5, Weather: Fine, Rail Position: +10.5m Entire

Section	Overall	2000m	1800m	1600m	1400m	1200m	1000m	800m	600m	400m	200m
Section Times	2:22.13 [4] (0:15.84)	2:06.29 [3] (0:12.40)	1:53.89 [3] (0:12.65)	1:41.24 [3] (0:13.35)	1:27.89 [3] (0:13.12)	1:14.77 [3] (0:13.23)	1:01.54 [3] (0:12.79)	0:48.75 [3] (0:12.21)	0:36.54 [3] (0:12.21)	0:24.33 [5] (0:12.07)	0:12.26 [4] (0:12.26)
Average Speed [km/h]	48.5	58.0	55.5	53.7	54.0	54.1	56.0	58.9	58.9	59.2	58.7
Top Speed [km/h]	60.3	59.7	57.1	55.3	54.9	55.1	57.0	59.8	60.3	60.4	60.3
Avg. Dist. to Rail [m]	12.4	1.8	3.4	4.1	3.5	2.1	0.6	0.4	0.6	1.7	1.6
Avg. Stride Freq. [Hz]	2.2	2.2	2.2	2.1	2.1	2.1	2.2	2.2	2.3	2.3	2.3
Avg. Stride Length [m]	6.0	7.2	7.2	7.1	7.2	7.0	7.2	7.3	7.2	7.2	7.1



- [] Ranking at each section and finish
- .-.- No data available at this section
- NA No data available



Horse/Jockey Name	True Fairy
Final Rank	5
Fastest Section Time (Section)	0:12.15 (600m)
Top Speed [km/h] (Section)	60.4 (Overall)
Race State	Finished



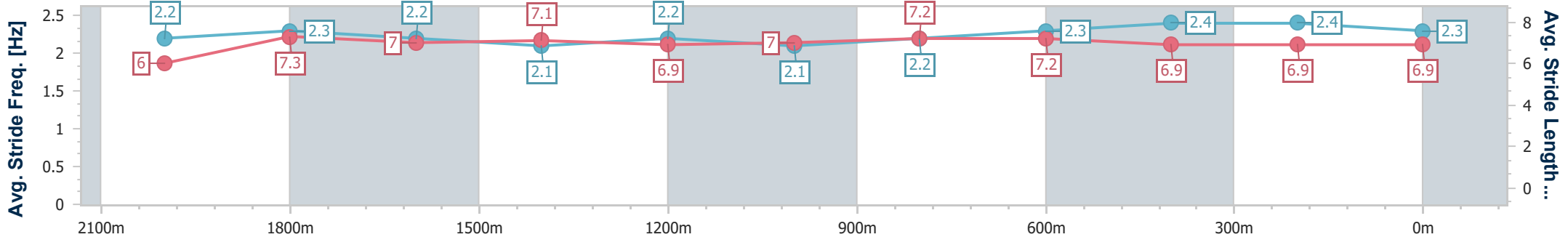
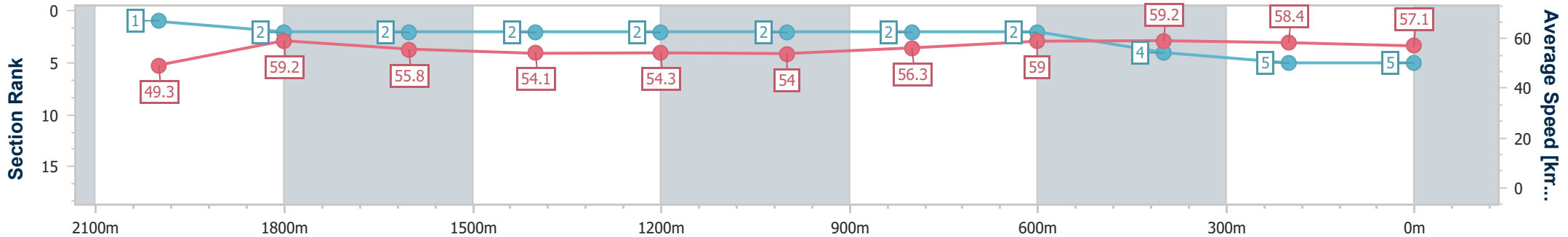
Ipswich QLD Professional
Race 5: RAY WHITE IPSWICH BENCHMARK 58 Handicap - 2210m



07 June 2024 - 14:17

Track Rating: Soft 5, Weather: Fine, Rail Position: +10.5m Entire

Section	Overall	2000m	1800m	1600m	1400m	1200m	1000m	800m	600m	400m	200m
Section Times	2:22.53 [5] (0:15.76)	2:06.77 [1] (0:12.18)	1:54.59 [2] (0:12.80)	1:41.79 [2] (0:13.30)	1:28.49 [2] (0:13.17)	1:15.32 [2] (0:13.26)	1:02.06 [2] (0:12.80)	0:49.26 [2] (0:12.20)	0:37.06 [2] (0:12.15)	0:24.91 [4] (0:12.28)	0:12.63 [5] (0:12.63)
Average Speed [km/h]	49.3	59.2	55.8	54.1	54.3	54.0	56.3	59.0	59.2	58.4	57.1
Top Speed [km/h]	60.4	60.2	57.5	55.6	55.2	55.4	58.1	59.5	60.2	59.3	58.8
Avg. Dist. to Rail [m]	12.2	0.9	1.3	1.5	1.4	0.8	0.4	0.3	0.3	0.6	0.4
Avg. Stride Freq. [Hz]	2.2	2.3	2.2	2.1	2.2	2.1	2.2	2.3	2.4	2.4	2.3
Avg. Stride Length [m]	6.0	7.3	7.0	7.1	6.9	7.0	7.2	7.2	6.9	6.9	6.9



- [] Ranking at each section and finish
- .-.- No data available at this section
- NA No data available



Horse/Jockey Name	Tavieslass
Final Rank	6
Fastest Section Time (Section)	0:12.04 (2000m)
Top Speed [km/h] (Section)	61.9 (Overall)
Race State	Finished



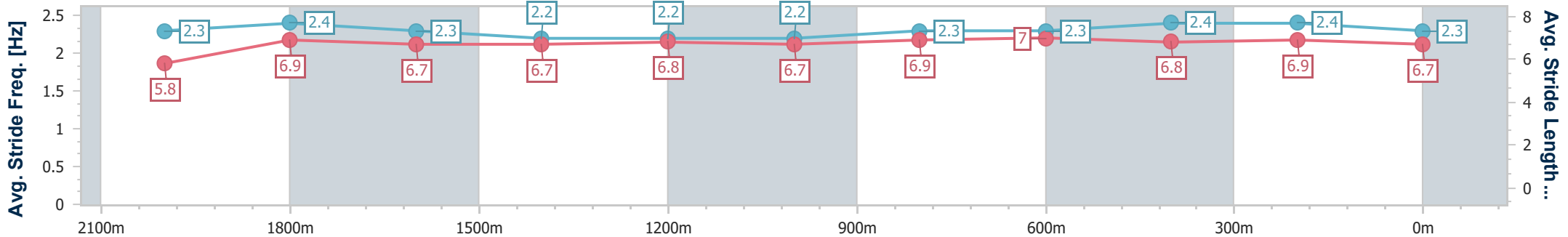
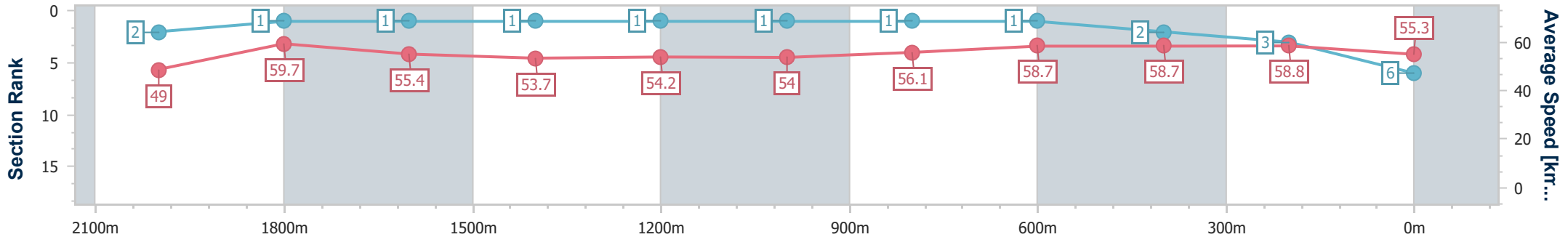
Ipswich QLD Professional
Race 5: RAY WHITE IPSWICH BENCHMARK 58 Handicap - 2210m



07 June 2024 - 14:17

Track Rating: Soft 5, Weather: Fine, Rail Position: +10.5m Entire

Section	Overall	2000m	1800m	1600m	1400m	1200m	1000m	800m	600m	400m	200m
Section Times	2:22.75 [6] (0:15.78)	2:06.97 [2] (0:12.04)	1:54.93 [1] (0:12.70)	1:42.23 [1] (0:13.36)	1:28.87 [1] (0:13.14)	1:15.73 [1] (0:13.24)	1:02.49 [1] (0:12.79)	0:49.70 [1] (0:12.27)	0:37.43 [1] (0:12.24)	0:25.19 [2] (0:12.14)	0:13.05 [3] (0:13.05)
Average Speed [km/h]	49.0	59.7	55.4	53.7	54.2	54.0	56.1	58.7	58.7	58.8	55.3
Top Speed [km/h]	61.9	60.6	58.9	54.9	55.1	55.2	57.9	58.9	59.4	60.3	57.5
Avg. Dist. to Rail [m]	11.0	1.0	3.0	3.5	2.8	1.5	0.3	0.5	0.7	1.9	2.0
Avg. Stride Freq. [Hz]	2.3	2.4	2.3	2.2	2.2	2.2	2.3	2.3	2.4	2.4	2.3
Avg. Stride Length [m]	5.8	6.9	6.7	6.7	6.8	6.7	6.9	7.0	6.8	6.9	6.7



- [] Ranking at each section and finish
- .-.- No data available at this section
- NA No data available



Horse/Jockey Name	Bilpa Morea
Final Rank	7
Fastest Section Time (Section)	0:11.81 (600m)
Top Speed [km/h] (Section)	62.5 (800m)
Race State	Finished



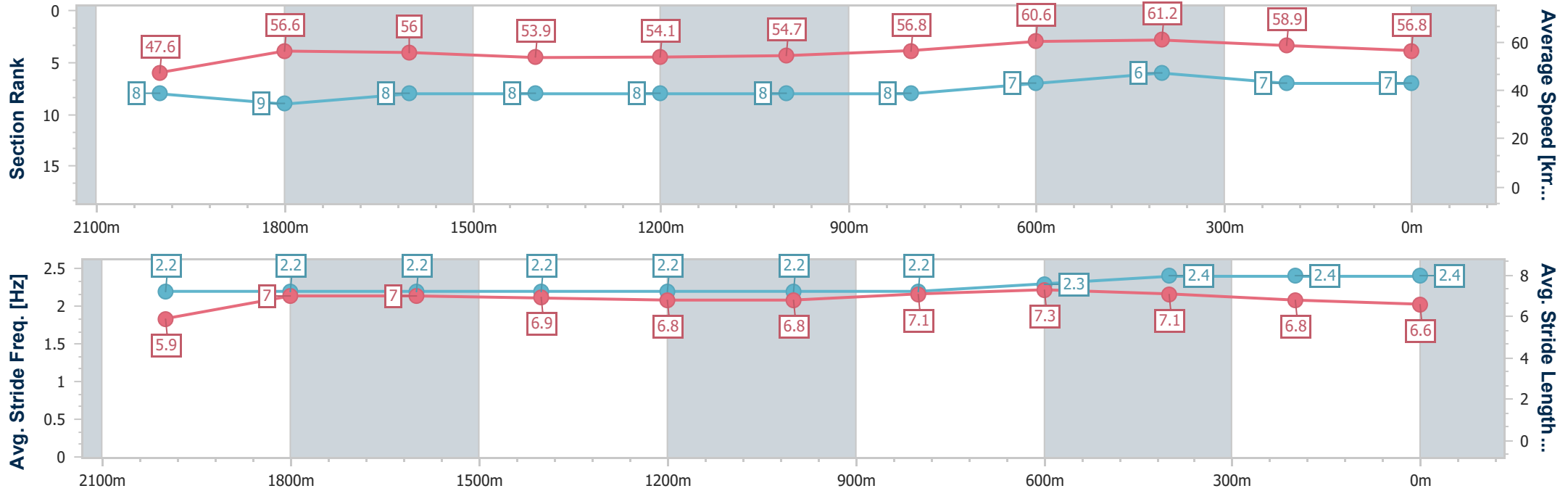
Ipswich QLD Professional
Race 5: RAY WHITE IPSWICH BENCHMARK 58 Handicap - 2210m



07 June 2024 - 14:17

Track Rating: Soft 5, Weather: Fine, Rail Position: +10.5m Entire

Section	Overall	2000m	1800m	1600m	1400m	1200m	1000m	800m	600m	400m	200m
Section Times	2:22.78 [7] (0:16.27)	2:06.51 [8] (0:12.71)	1:53.80 [9] (0:12.75)	1:41.05 [8] (0:13.34)	1:27.71 [8] (0:13.20)	1:14.51 [8] (0:13.14)	1:01.37 [8] (0:12.73)	0:48.64 [8] (0:11.91)	0:36.73 [7] (0:11.81)	0:24.92 [6] (0:12.23)	0:12.69 [7] (0:12.69)
Average Speed [km/h]	47.6	56.6	56.0	53.9	54.1	54.7	56.8	60.6	61.2	58.9	56.8
Top Speed [km/h]	59.4	58.6	56.7	56.5	55.1	56.3	58.1	62.5	62.0	60.6	58.3
Avg. Dist. to Rail [m]	10.6	0.6	1.0	1.5	1.2	0.7	0.5	0.4	1.5	0.7	1.3
Avg. Stride Freq. [Hz]	2.2	2.2	2.2	2.2	2.2	2.2	2.2	2.3	2.4	2.4	2.4
Avg. Stride Length [m]	5.9	7.0	7.0	6.9	6.8	6.8	7.1	7.3	7.1	6.8	6.6



- [] Ranking at each section and finish
- .-.- No data available at this section
- NA No data available



Horse/Jockey Name	Whyteepee
Final Rank	8
Fastest Section Time (Section)	0:12.08 (600m)
Top Speed [km/h] (Section)	61.3 (800m)
Race State	Finished



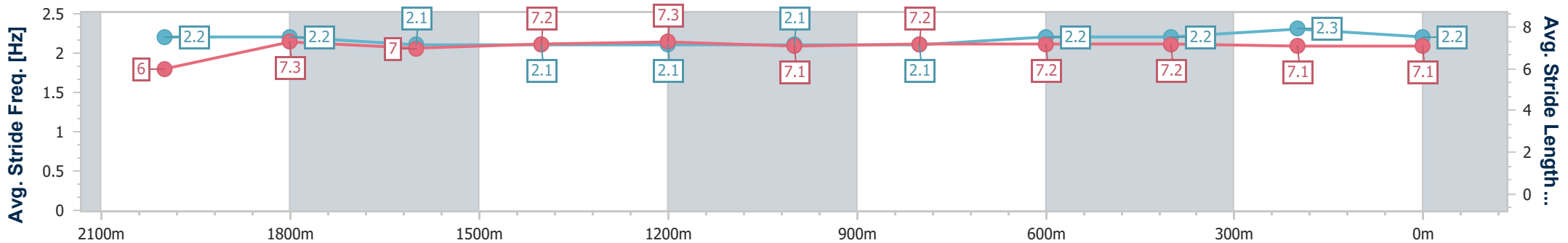
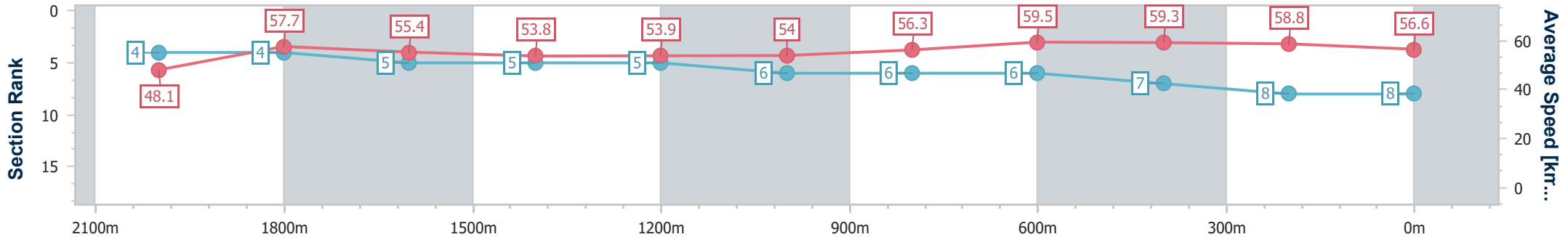
Ipswich QLD Professional
Race 5: RAY WHITE IPSWICH BENCHMARK 58 Handicap - 2210m



07 June 2024 - 14:17

Track Rating: Soft 5, Weather: Fine, Rail Position: +10.5m Entire

Section	Overall	2000m	1800m	1600m	1400m	1200m	1000m	800m	600m	400m	200m
Section Times	2:22.93 [8] (0:15.96)	2:06.97 [4] (0:12.46)	1:54.51 [4] (0:12.80)	1:41.71 [5] (0:13.33)	1:28.38 [5] (0:13.23)	1:15.15 [5] (0:13.24)	1:01.91 [6] (0:12.79)	0:49.12 [6] (0:12.09)	0:37.03 [6] (0:12.08)	0:24.95 [7] (0:12.24)	0:12.71 [8] (0:12.71)
Average Speed [km/h]	48.1	57.7	55.4	53.8	53.9	54.0	56.3	59.5	59.3	58.8	56.6
Top Speed [km/h]	60.6	59.9	57.3	55.4	54.9	55.5	57.2	61.3	59.9	59.8	57.9
Avg. Dist. to Rail [m]	11.7	1.8	2.1	2.4	2.1	1.3	0.5	0.7	0.2	0.6	0.9
Avg. Stride Freq. [Hz]	2.2	2.2	2.1	2.1	2.1	2.1	2.1	2.2	2.2	2.3	2.2
Avg. Stride Length [m]	6.0	7.3	7.0	7.2	7.3	7.1	7.2	7.2	7.2	7.1	7.1



- [] Ranking at each section and finish
- .-.- No data available at this section
- NA No data available



Horse/Jockey Name	Nitroglycerine
Final Rank	9
Fastest Section Time (Section)	0:11.89 (600m)
Top Speed [km/h] (Section)	62.4 (2000m)
Race State	Finished



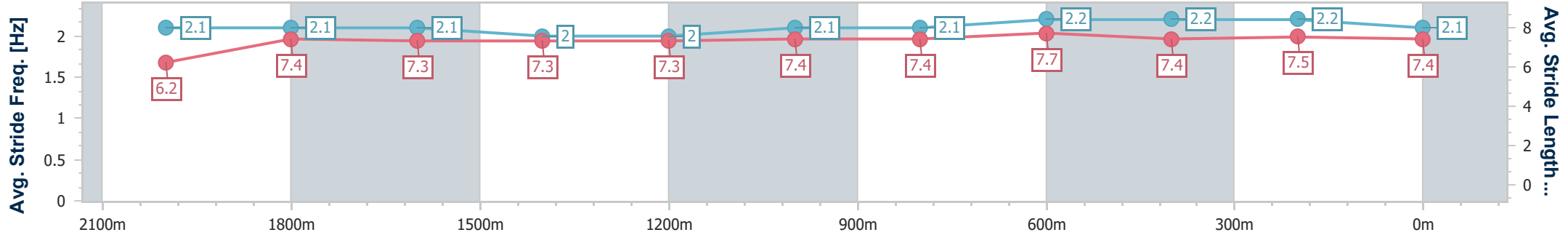
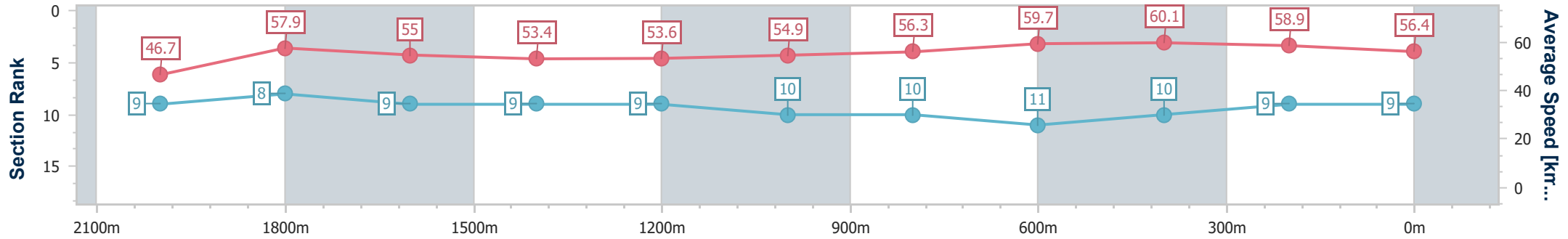
Ipswich QLD Professional
Race 5: RAY WHITE IPSWICH BENCHMARK 58 Handicap - 2210m



07 June 2024 - 14:17

Track Rating: Soft 5, Weather: Fine, Rail Position: +10.5m Entire

Section	Overall	2000m	1800m	1600m	1400m	1200m	1000m	800m	600m	400m	200m
Section Times	2:23.28 [9] (0:16.52)	2:06.76 [9] (0:12.40)	1:54.36 [8] (0:12.92)	1:41.44 [9] (0:13.45)	1:27.99 [9] (0:13.29)	1:14.70 [9] (0:13.06)	1:01.64 [10] (0:12.74)	0:48.90 [10] (0:12.07)	0:36.83 [11] (0:11.89)	0:24.94 [10] (0:12.15)	0:12.79 [9] (0:12.79)
Average Speed [km/h]	46.7	57.9	55.0	53.4	53.6	54.9	56.3	59.7	60.1	58.9	56.4
Top Speed [km/h]	61.2	62.4	55.8	55.6	55.1	56.6	59.1	62.0	62.1	59.2	58.7
Avg. Dist. to Rail [m]	11.3	1.8	1.9	2.4	2.1	1.6	0.6	0.7	0.9	1.6	1.3
Avg. Stride Freq. [Hz]	2.1	2.1	2.1	2.0	2.0	2.1	2.1	2.2	2.2	2.2	2.1
Avg. Stride Length [m]	6.2	7.4	7.3	7.3	7.3	7.4	7.4	7.7	7.4	7.5	7.4



- [] Ranking at each section and finish
- .-.- No data available at this section
- NA No data available



Horse/Jockey Name	Metsi
Final Rank	10
Fastest Section Time (Section)	0:11.98 (800m)
Top Speed [km/h] (Section)	62.1 (800m)
Race State	Finished



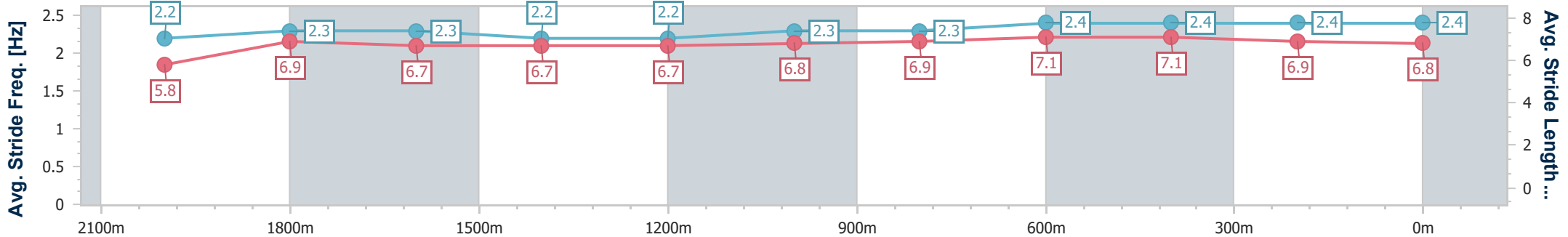
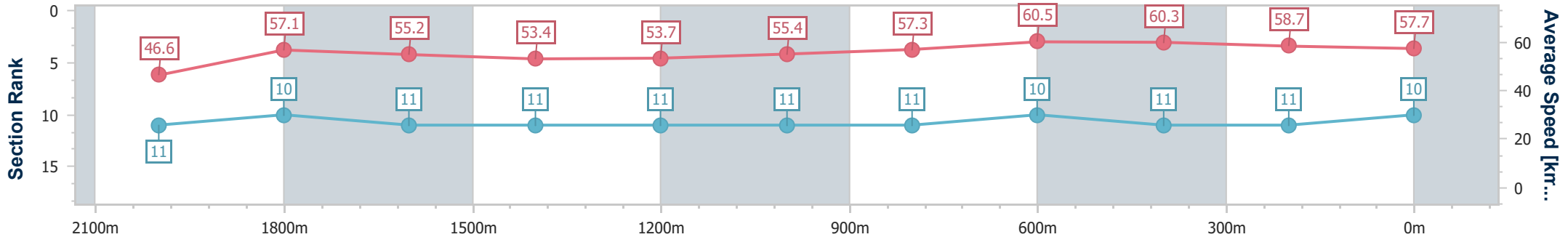
Ipswich QLD Professional
 Race 5: RAY WHITE IPSWICH BENCHMARK 58 Handicap - 2210m



07 June 2024 - 14:17

Track Rating: Soft 5, Weather: Fine, Rail Position: +10.5m Entire

Section	Overall	2000m	1800m	1600m	1400m	1200m	1000m	800m	600m	400m	200m
Section Times	2:23.33 [10] (0:16.76)	2:06.57 [11] (0:12.61)	1:53.96 [10] (0:12.77)	1:41.19 [11] (0:13.47)	1:27.72 [11] (0:13.24)	1:14.48 [11] (0:12.98)	1:01.50 [11] (0:12.63)	0:48.87 [11] (0:11.98)	0:36.89 [10] (0:12.06)	0:24.83 [11] (0:12.34)	0:12.49 [11] (0:12.49)
Average Speed [km/h]	46.6	57.1	55.2	53.4	53.7	55.4	57.3	60.5	60.3	58.7	57.7
Top Speed [km/h]	57.8	58.3	57.0	55.9	56.2	57.8	59.9	62.1	61.5	59.6	59.6
Avg. Dist. to Rail [m]	10.8	1.2	2.4	2.9	1.9	1.0	1.3	2.2	2.7	2.2	2.2
Avg. Stride Freq. [Hz]	2.2	2.3	2.3	2.2	2.2	2.3	2.3	2.4	2.4	2.4	2.4
Avg. Stride Length [m]	5.8	6.9	6.7	6.7	6.7	6.8	6.9	7.1	7.1	6.9	6.8



- [] Ranking at each section and finish
- .-.- No data available at this section
- NA No data available



Horse/Jockey Name	Shopping Wise
Final Rank	11
Fastest Section Time (Section)	0:11.97 (800m)
Top Speed [km/h] (Section)	62.7 (800m)
Race State	Finished



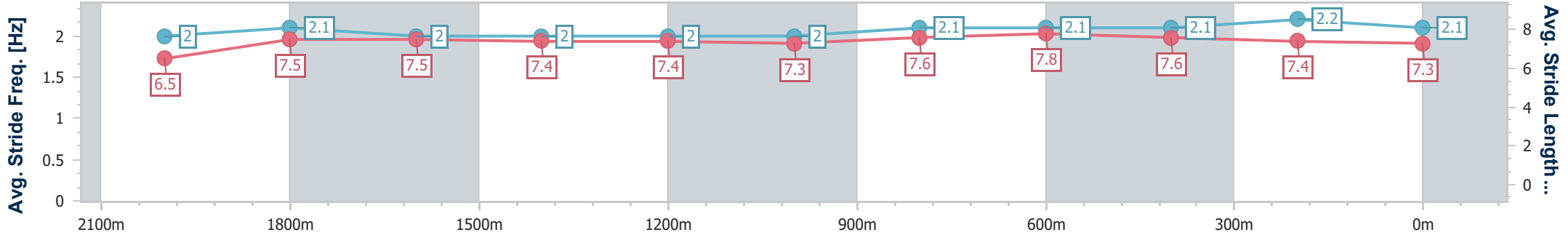
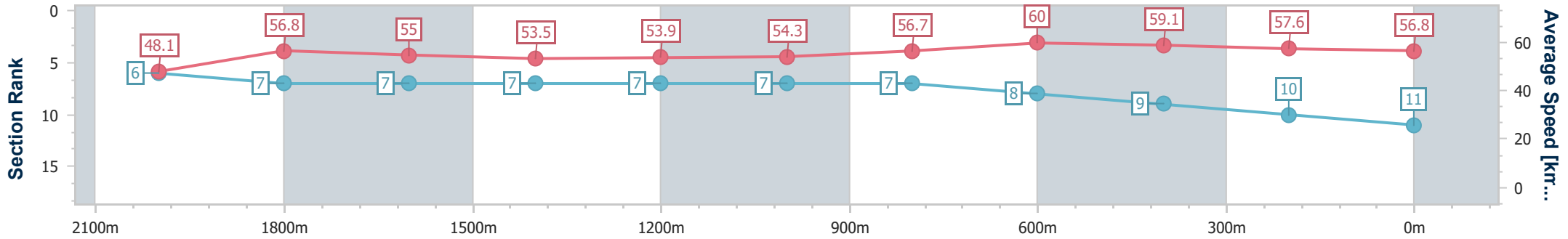
Ipswich QLD Professional
Race 5: RAY WHITE IPSWICH BENCHMARK 58 Handicap - 2210m



07 June 2024 - 14:17

Track Rating: Soft 5, Weather: Fine, Rail Position: +10.5m Entire

Section	Overall	2000m	1800m	1600m	1400m	1200m	1000m	800m	600m	400m	200m
Section Times	2:23.40 [11] (0:16.02)	2:07.38 [6] (0:12.66)	1:54.72 [7] (0:12.89)	1:41.83 [7] (0:13.38)	1:28.45 [7] (0:13.25)	1:15.20 [7] (0:13.21)	1:01.99 [7] (0:12.71)	0:49.28 [7] (0:11.97)	0:37.31 [8] (0:12.19)	0:25.12 [9] (0:12.43)	0:12.69 [10] (0:12.69)
Average Speed [km/h]	48.1	56.8	55.0	53.5	53.9	54.3	56.7	60.0	59.1	57.6	56.8
Top Speed [km/h]	59.6	59.6	55.5	54.9	55.3	55.8	57.9	62.7	60.1	58.4	58.5
Avg. Dist. to Rail [m]	11.0	1.0	2.1	2.3	2.1	1.4	0.5	0.5	0.4	0.4	0.7
Avg. Stride Freq. [Hz]	2.0	2.1	2.0	2.0	2.0	2.0	2.1	2.1	2.1	2.2	2.1
Avg. Stride Length [m]	6.5	7.5	7.5	7.4	7.4	7.3	7.6	7.8	7.6	7.4	7.3



- [] Ranking at each section and finish
- .-.- No data available at this section
- NA No data available