



Aquis Park Gold Coast Poly QLD Professional

Race 4: KITCHEN CABINET SPECIALIST Maiden Handicap - 1200m

08 June 2024 - 13:09



Track Rating: Synthetic, Weather: Fine, Rail Position: True

Section		Overall	1000m	800m	600m	400m	200m	Last 600m					
Field Times		1:10.20 (0:13.37)	0:56.83 (0:10.53)	0:46.30 (0:11.32)	0:34.98 (0:11.46)	0:23.52 (0:11.76)	0:11.76 (0:11.76)	0:34.98					
Rank	TAB Horse/Jockey	Barrier	Top Speed [km/h]	Fastest Section							Margin	Distance Travelled [m]	
1	4 YISHAY Boris Thornton	10	69.6 1000m	0:10.72 1000m	1:10.20 [1] (0:13.80)	0:56.40 [8] (0:10.72)	0:45.68 [7] (0:11.19)	0:34.49 [7] (0:11.49)	0:23.00 [7] (0:11.47)	0:11.53 [3] (0:11.53)	1:10.20	0:34.49	
2	1 COOL MAN SHOW Jag Guthmann-Chester	1	69.9 1000m	0:10.51 1000m	1:10.66 [2] (0:13.39)	0:57.27 [2] (0:10.51)	0:46.76 [1] (0:11.32)	0:35.44 [1] (0:11.46)	0:23.98 [1] (0:11.76)	0:12.22 [1] (0:12.22)	2.5L	0:35.44	-3
3	10 VIGANOTTO Andrew Spinks	9	69.4 Overall	0:10.81 1000m	1:11.05 [3] (0:13.37)	0:57.68 [1] (0:10.81)	0:46.87 [4] (0:11.19)	0:35.68 [3] (0:11.65)	0:24.03 [4] (0:11.76)	0:12.27 [6] (0:12.27)	4.8L	0:35.68	+3
4	8 SUENITO Justin Huxtable	3	69.8 1000m	0:10.53 1000m	1:11.06 [4] (0:13.47)	0:57.59 [3] (0:10.53)	0:47.06 [2] (0:11.23)	0:35.83 [2] (0:11.51)	0:24.32 [2] (0:11.79)	0:12.53 [2] (0:12.53)	4.9L	0:35.83	+2
5	6 KIDSTON Noel Callow	6	70.1 1000m	0:10.42 1000m	1:11.11 [5] (0:13.72)	0:57.39 [7] (0:10.42)	0:46.97 [3] (0:11.34)	0:35.63 [4] (0:11.50)	0:24.13 [3] (0:11.75)	0:12.38 [4] (0:12.38)	5.1L	0:35.63	+1
6	11 I AM AMAZES Micheal Hellyer	7	69.9 1000m	0:10.58 1000m	1:11.36 [6] (0:13.72)	0:57.64 [6] (0:10.58)	0:47.06 [6] (0:11.35)	0:35.71 [6] (0:11.49)	0:24.22 [5] (0:11.86)	0:12.36 [7] (0:12.36)	6.4L	0:35.71	+6
7	2 ENLIGHTENING Jack Martin	4	66.6 1000m	0:10.99 1000m	1:11.37 [7] (0:13.85)	0:57.52 [9] (0:10.99)	0:46.53 [8] (0:11.21)	0:35.32 [9] (0:11.65)	0:23.67 [9] (0:11.68)	0:11.99 [9] (0:11.99)	6.5L	0:35.32	+1
8	5 MEGHAN Jon Grisedale	11	69.7 1000m	0:10.65 1000m	1:11.44 [8] (0:13.64)	0:57.80 [5] (0:10.65)	0:47.15 [5] (0:11.32)	0:35.83 [5] (0:11.82)	0:24.01 [8] (0:11.90)	0:12.11 [8] (0:12.11)	6.8L	0:35.83	+10
9	9 EXCEED TO AMBITION Jai Williams	5	68.8 800m	0:10.80 1000m	1:12.20 [9] (0:13.73)	0:58.47 [4] (0:10.80)	0:47.67 [9] (0:11.20)	0:36.47 [8] (0:11.50)	0:24.97 [6] (0:11.90)	0:13.07 [5] (0:13.07)	11.1L	0:36.47	-5

Scratched: Tonatiuh (#3), Short Approach (#7)



Horse/Jockey Name	Yishay
Final Rank	1
Fastest Section Time (Section)	0:10.72 (1000m)
Top Speed [km/h] (Section)	69.6 (1000m)
Race State	Finished



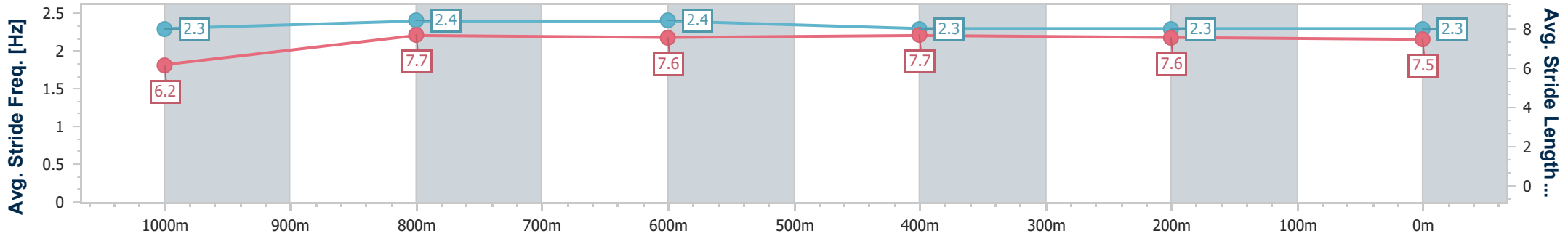
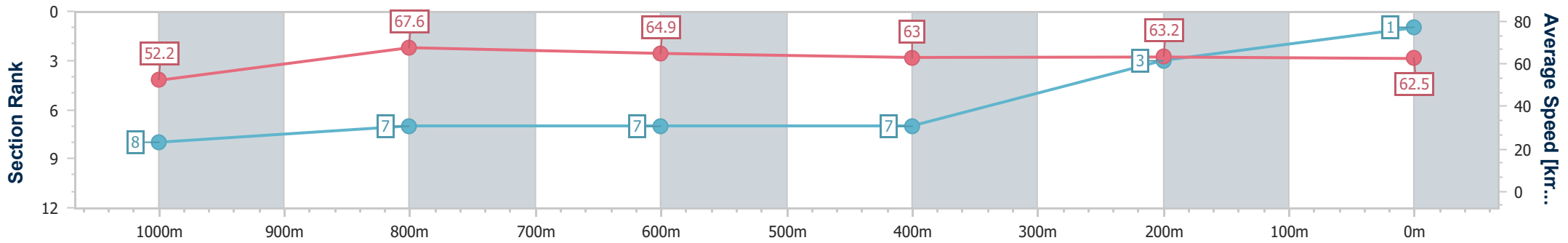
Aquis Park Gold Coast Poly QLD Professional
Race 4: KITCHEN CABINET SPECIALIST Maiden Handicap - 1200m



08 June 2024 - 13:09

Track Rating: Synthetic, Weather: Fine, Rail Position: True

Section	Overall	1000m	800m	600m	400m	200m
Section Times	1:10.20 [1] (0:13.80)	0:56.40 [8] (0:10.72)	0:45.68 [7] (0:11.19)	0:34.49 [7] (0:11.49)	0:23.00 [7] (0:11.47)	0:11.53 [3] (0:11.53)
Average Speed [km/h]	52.2	67.6	64.9	63.0	63.2	62.5
Top Speed [km/h]	65.3	69.6	67.8	63.8	64.6	64.2
Avg. Dist. to Rail [m]	6.7	3.5	1.5	1.3	2.2	3.6
Avg. Stride Freq. [Hz]	2.3	2.4	2.4	2.3	2.3	2.3
Avg. Stride Length [m]	6.2	7.7	7.6	7.7	7.6	7.5



- [] Ranking at each section and finish
- .-.- No data available at this section
- NA No data available



Horse/Jockey Name	Cool Man Show
Final Rank	2
Fastest Section Time (Section)	0:10.51 (1000m)
Top Speed [km/h] (Section)	69.9 (1000m)
Race State	Finished



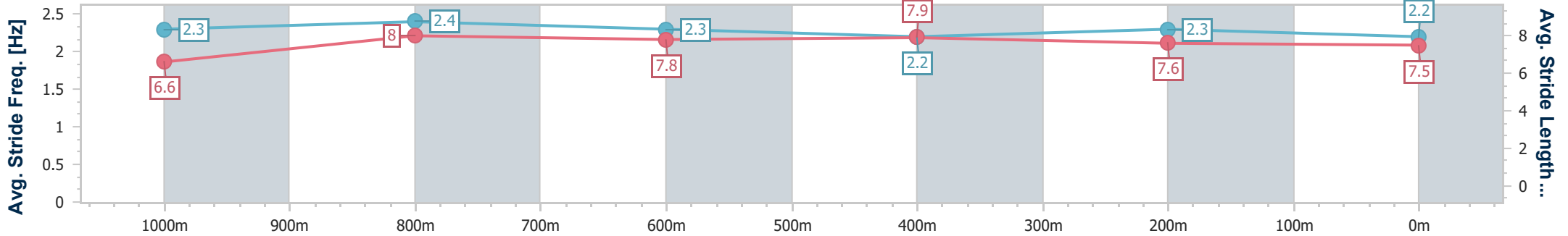
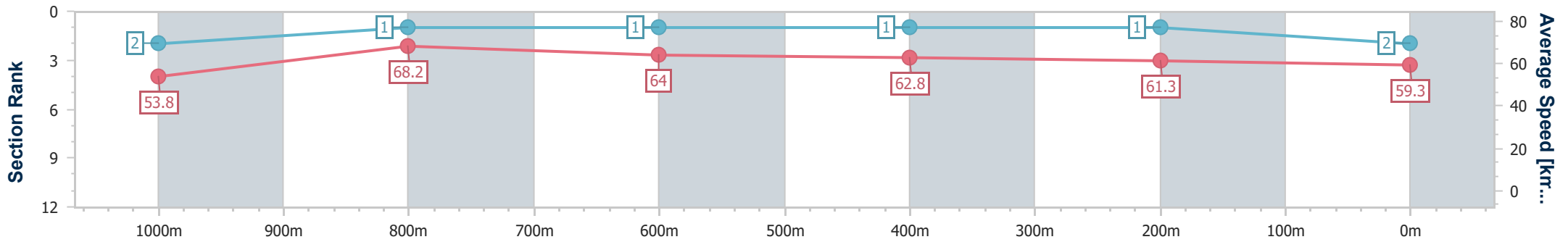
Aquis Park Gold Coast Poly QLD Professional
 Race 4: KITCHEN CABINET SPECIALIST Maiden Handicap - 1200m



08 June 2024 - 13:09

Track Rating: Synthetic, Weather: Fine, Rail Position: True

Section	Overall	1000m	800m	600m	400m	200m
Section Times	1:10.66 [2] (0:13.39)	0:57.27 [2] (0:10.51)	0:46.76 [1] (0:11.32)	0:35.44 [1] (0:11.46)	0:23.98 [1] (0:11.76)	0:12.22 [1] (0:12.22)
Average Speed [km/h]	53.8	68.2	64.0	62.8	61.3	59.3
Top Speed [km/h]	69.4	69.9	65.2	64.4	62.0	60.7
Avg. Dist. to Rail [m]	0.5	0.3	0.4	0.3	1.6	1.1
Avg. Stride Freq. [Hz]	2.3	2.4	2.3	2.2	2.3	2.2
Avg. Stride Length [m]	6.6	8.0	7.8	7.9	7.6	7.5



- [] Ranking at each section and finish
- .-.- No data available at this section
- NA No data available



Horse/Jockey Name	Viganotto
Final Rank	3
Fastest Section Time (Section)	0:10.81 (1000m)
Top Speed [km/h] (Section)	69.4 (Overall)
Race State	Finished



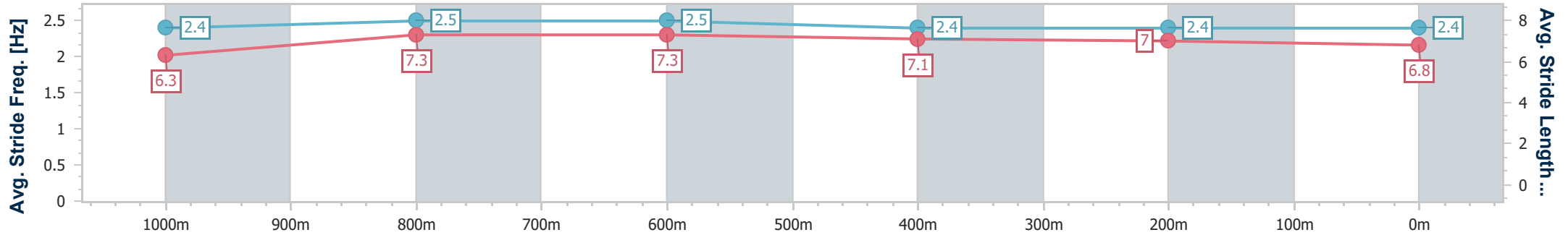
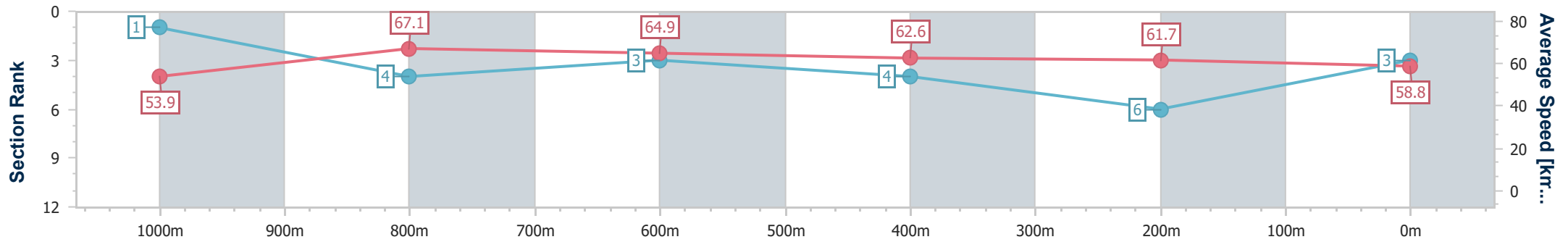
Aquis Park Gold Coast Poly QLD Professional
Race 4: KITCHEN CABINET SPECIALIST Maiden Handicap - 1200m



08 June 2024 - 13:09

Track Rating: Synthetic, Weather: Fine, Rail Position: True

Section	Overall	1000m	800m	600m	400m	200m
Section Times	1:11.05 [3] (0:13.37)	0:57.68 [1] (0:10.81)	0:46.87 [4] (0:11.19)	0:35.68 [3] (0:11.65)	0:24.03 [4] (0:11.76)	0:12.27 [6] (0:12.27)
Average Speed [km/h]	53.9	67.1	64.9	62.6	61.7	58.8
Top Speed [km/h]	69.4	69.3	65.8	64.6	62.4	61.1
Avg. Dist. to Rail [m]	5.6	3.7	1.6	3.2	4.0	7.0
Avg. Stride Freq. [Hz]	2.4	2.5	2.5	2.4	2.4	2.4
Avg. Stride Length [m]	6.3	7.3	7.3	7.1	7.0	6.8



- [] Ranking at each section and finish
- .-.- No data available at this section
- NA No data available



Horse/Jockey Name	Suenito
Final Rank	4
Fastest Section Time (Section)	0:10.53 (1000m)
Top Speed [km/h] (Section)	69.8 (1000m)
Race State	Finished



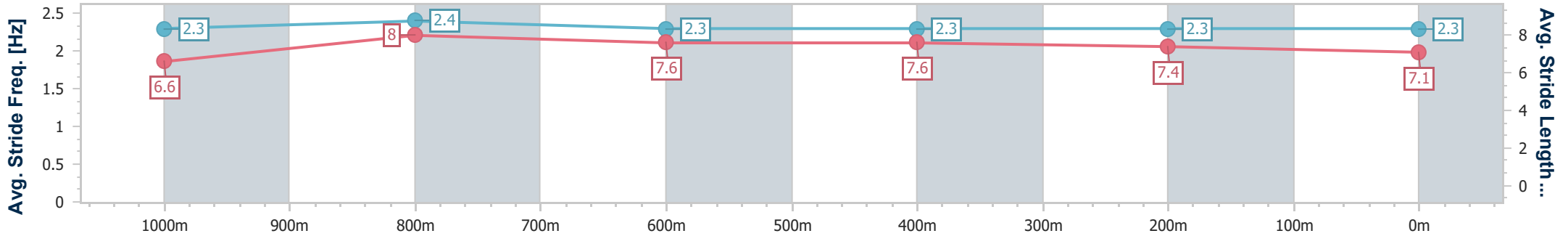
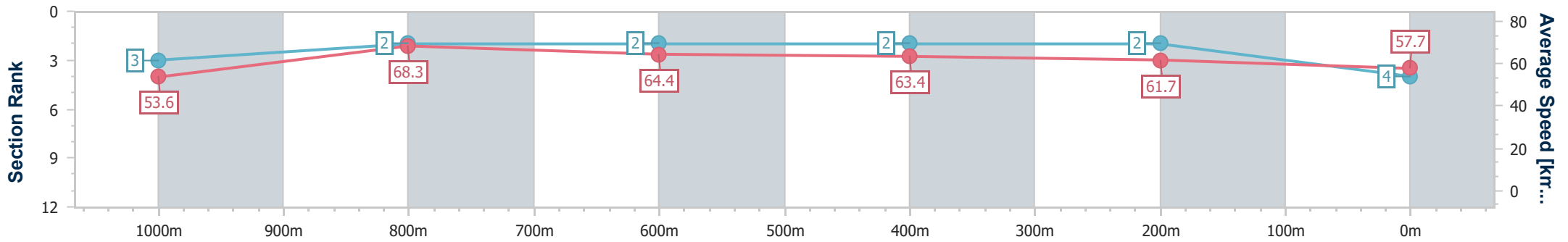
Aquis Park Gold Coast Poly QLD Professional
Race 4: KITCHEN CABINET SPECIALIST Maiden Handicap - 1200m



08 June 2024 - 13:09

Track Rating: Synthetic, Weather: Fine, Rail Position: True

Section	Overall	1000m	800m	600m	400m	200m
Section Times	1:11.06 [4] (0:13.47)	0:57.59 [3] (0:10.53)	0:47.06 [2] (0:11.23)	0:35.83 [2] (0:11.51)	0:24.32 [2] (0:11.79)	0:12.53 [2] (0:12.53)
Average Speed [km/h]	53.6	68.3	64.4	63.4	61.7	57.7
Top Speed [km/h]	69.1	69.8	65.9	65.0	62.5	61.0
Avg. Dist. to Rail [m]	1.8	1.0	0.9	2.5	4.8	5.1
Avg. Stride Freq. [Hz]	2.3	2.4	2.3	2.3	2.3	2.3
Avg. Stride Length [m]	6.6	8.0	7.6	7.6	7.4	7.1



- [] Ranking at each section and finish
- .-.-.- No data available at this section
- NA No data available



Horse/Jockey Name	Kidston
Final Rank	5
Fastest Section Time (Section)	0:10.42 (1000m)
Top Speed [km/h] (Section)	70.1 (1000m)
Race State	Finished



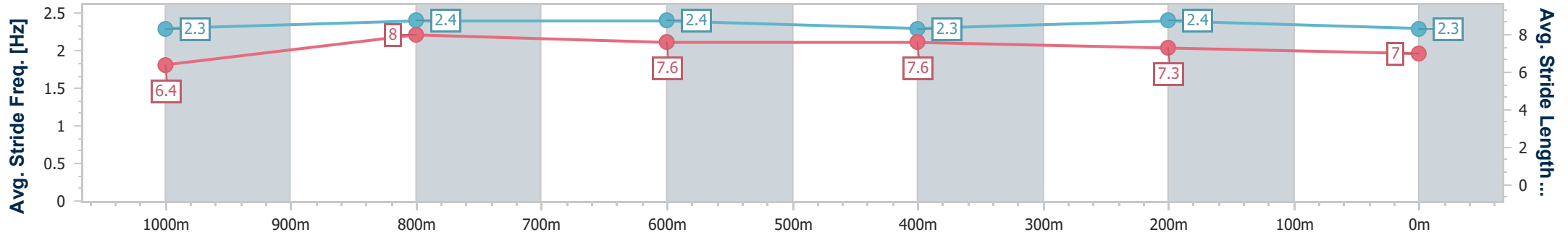
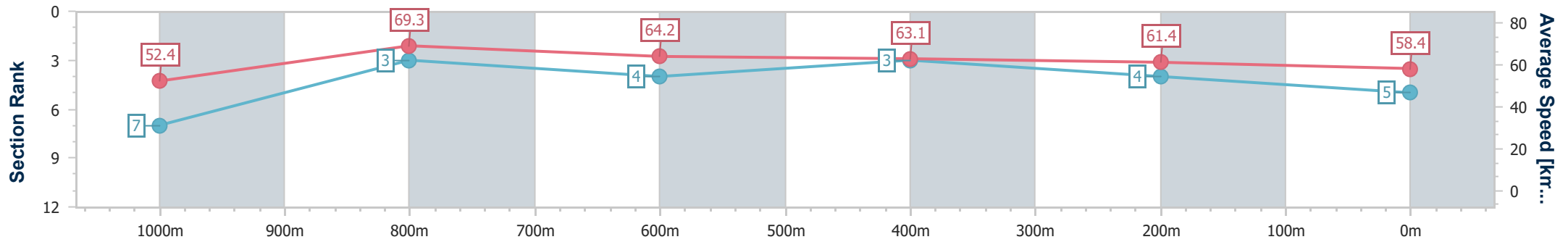
Aquis Park Gold Coast Poly QLD Professional
Race 4: KITCHEN CABINET SPECIALIST Maiden Handicap - 1200m



08 June 2024 - 13:09

Track Rating: Synthetic, Weather: Fine, Rail Position: True

Section	Overall	1000m	800m	600m	400m	200m
Section Times	1:11.11 [5] (0:13.72)	0:57.39 [7] (0:10.42)	0:46.97 [3] (0:11.34)	0:35.63 [4] (0:11.50)	0:24.13 [3] (0:11.75)	0:12.38 [4] (0:12.38)
Average Speed [km/h]	52.4	69.3	64.2	63.1	61.4	58.4
Top Speed [km/h]	69.4	70.1	68.3	63.8	62.5	60.2
Avg. Dist. to Rail [m]	2.6	0.5	1.9	2.0	4.6	7.0
Avg. Stride Freq. [Hz]	2.3	2.4	2.4	2.3	2.4	2.3
Avg. Stride Length [m]	6.4	8.0	7.6	7.6	7.3	7.0



- [] Ranking at each section and finish
- .-.- No data available at this section
- NA No data available



Horse/Jockey Name	I Am Amazes
Final Rank	6
Fastest Section Time (Section)	0:10.58 (1000m)
Top Speed [km/h] (Section)	69.9 (1000m)
Race State	Finished



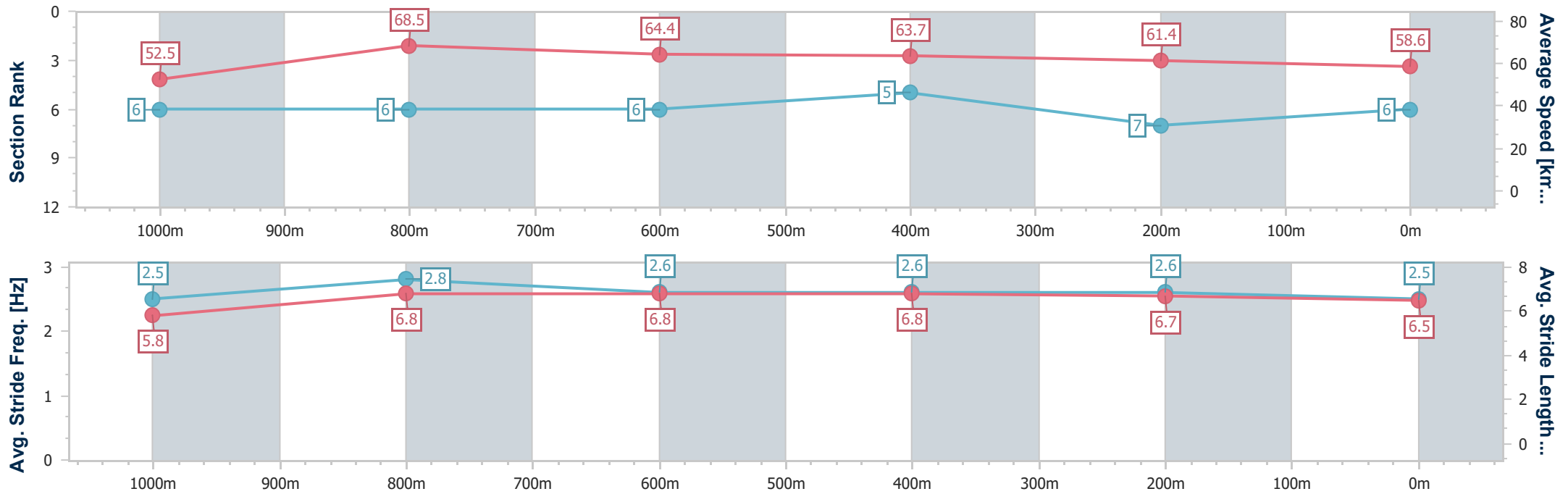
Aquis Park Gold Coast Poly QLD Professional
Race 4: KITCHEN CABINET SPECIALIST Maiden Handicap - 1200m



08 June 2024 - 13:09

Track Rating: Synthetic, Weather: Fine, Rail Position: True

Section	Overall	1000m	800m	600m	400m	200m
Section Times	1:11.36 [6] (0:13.72)	0:57.64 [6] (0:10.58)	0:47.06 [6] (0:11.35)	0:35.71 [6] (0:11.49)	0:24.22 [5] (0:11.86)	0:12.36 [7] (0:12.36)
Average Speed [km/h]	52.5	68.5	64.4	63.7	61.4	58.6
Top Speed [km/h]	68.5	69.9	65.4	65.4	63.3	60.8
Avg. Dist. to Rail [m]	4.1	2.2	2.5	3.5	5.9	7.6
Avg. Stride Freq. [Hz]	2.5	2.8	2.6	2.6	2.6	2.5
Avg. Stride Length [m]	5.8	6.8	6.8	6.8	6.7	6.5



- [] Ranking at each section and finish
- .-.- No data available at this section
- NA No data available



Horse/Jockey Name	Enlightening
Final Rank	7
Fastest Section Time (Section)	0:10.99 (1000m)
Top Speed [km/h] (Section)	66.6 (1000m)
Race State	Finished



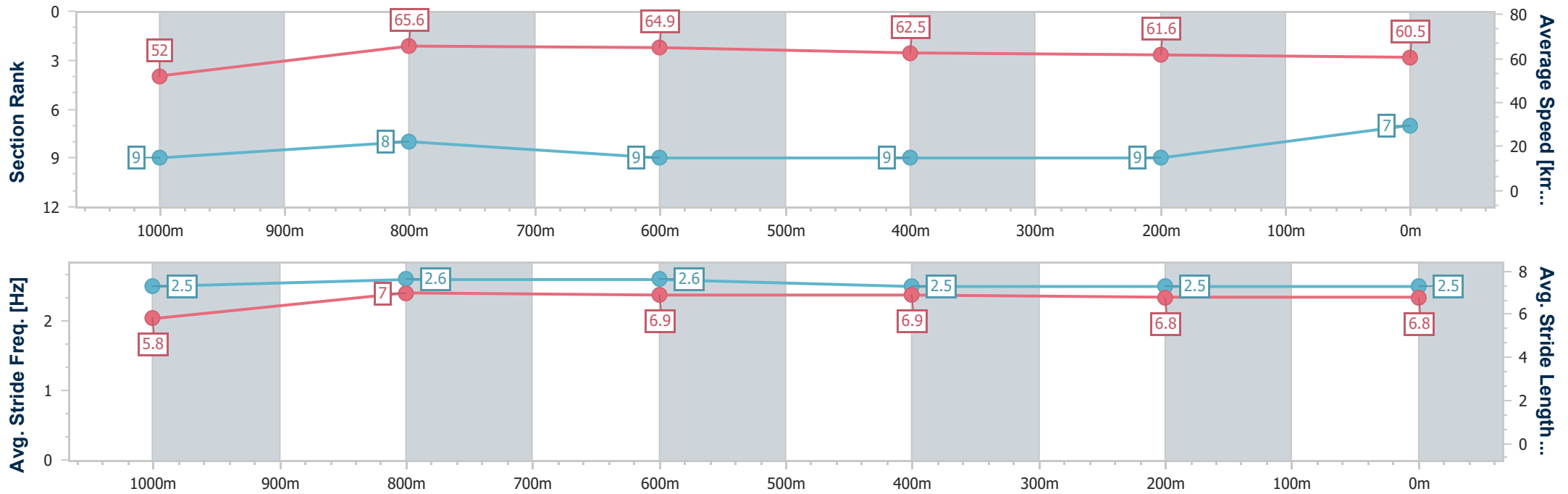
Aquis Park Gold Coast Poly QLD Professional
Race 4: KITCHEN CABINET SPECIALIST Maiden Handicap - 1200m



08 June 2024 - 13:09

Track Rating: Synthetic, Weather: Fine, Rail Position: True

Section	Overall	1000m	800m	600m	400m	200m
Section Times	1:11.37 [7] (0:13.85)	0:57.52 [9] (0:10.99)	0:46.53 [8] (0:11.21)	0:35.32 [9] (0:11.65)	0:23.67 [9] (0:11.68)	0:11.99 [9] (0:11.99)
Average Speed [km/h]	52.0	65.6	64.9	62.5	61.6	60.5
Top Speed [km/h]	66.3	66.6	65.6	64.0	62.6	61.7
Avg. Dist. to Rail [m]	1.7	0.8	2.0	2.0	0.5	1.7
Avg. Stride Freq. [Hz]	2.5	2.6	2.6	2.5	2.5	2.5
Avg. Stride Length [m]	5.8	7.0	6.9	6.9	6.8	6.8



- [] Ranking at each section and finish
- .-.- No data available at this section
- NA No data available



Horse/Jockey Name	Meghan
Final Rank	8
Fastest Section Time (Section)	0:10.65 (1000m)
Top Speed [km/h] (Section)	69.7 (1000m)
Race State	Finished



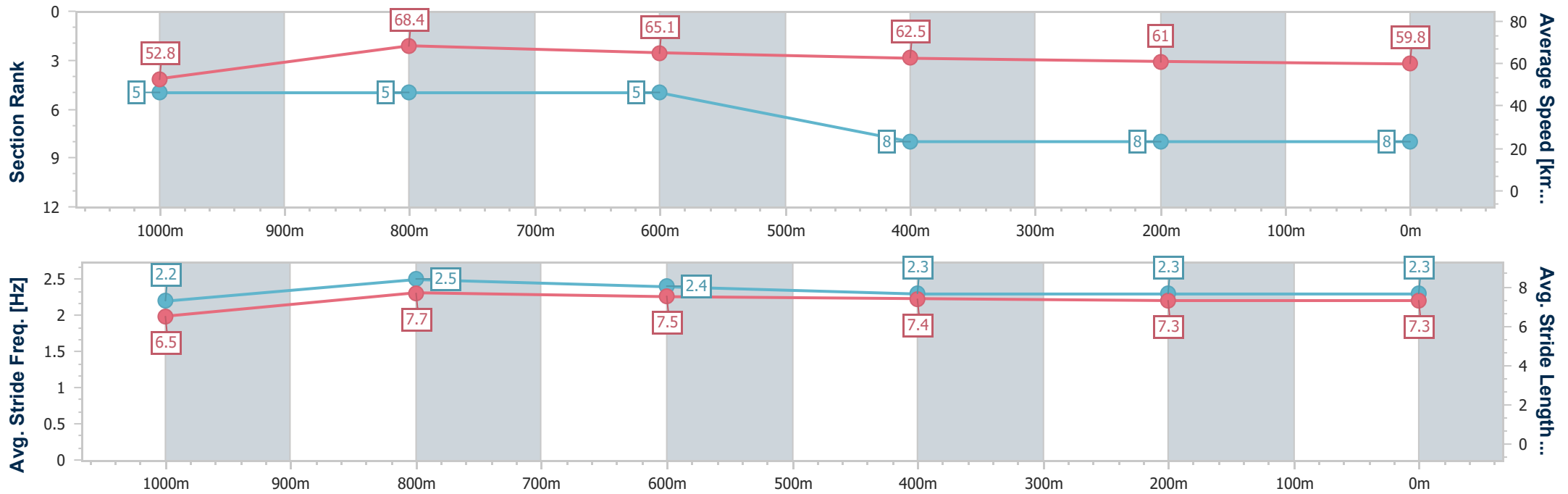
Aquis Park Gold Coast Poly QLD Professional
Race 4: KITCHEN CABINET SPECIALIST Maiden Handicap - 1200m



08 June 2024 - 13:09

Track Rating: Synthetic, Weather: Fine, Rail Position: True

Section	Overall	1000m	800m	600m	400m	200m
Section Times	1:11.44 [8] (0:13.64)	0:57.80 [5] (0:10.65)	0:47.15 [5] (0:11.32)	0:35.83 [5] (0:11.82)	0:24.01 [8] (0:11.90)	0:12.11 [8] (0:12.11)
Average Speed [km/h]	52.8	68.4	65.1	62.5	61.0	59.8
Top Speed [km/h]	67.9	69.7	66.6	64.8	62.3	62.2
Avg. Dist. to Rail [m]	7.1	4.5	3.9	4.4	4.0	3.4
Avg. Stride Freq. [Hz]	2.2	2.5	2.4	2.3	2.3	2.3
Avg. Stride Length [m]	6.5	7.7	7.5	7.4	7.3	7.3



- [] Ranking at each section and finish
- .-.- No data available at this section
- NA No data available



Horse/Jockey Name	Exceed To Ambition
Final Rank	9
Fastest Section Time (Section)	0:10.80 (1000m)
Top Speed [km/h] (Section)	68.8 (800m)
Race State	Finished



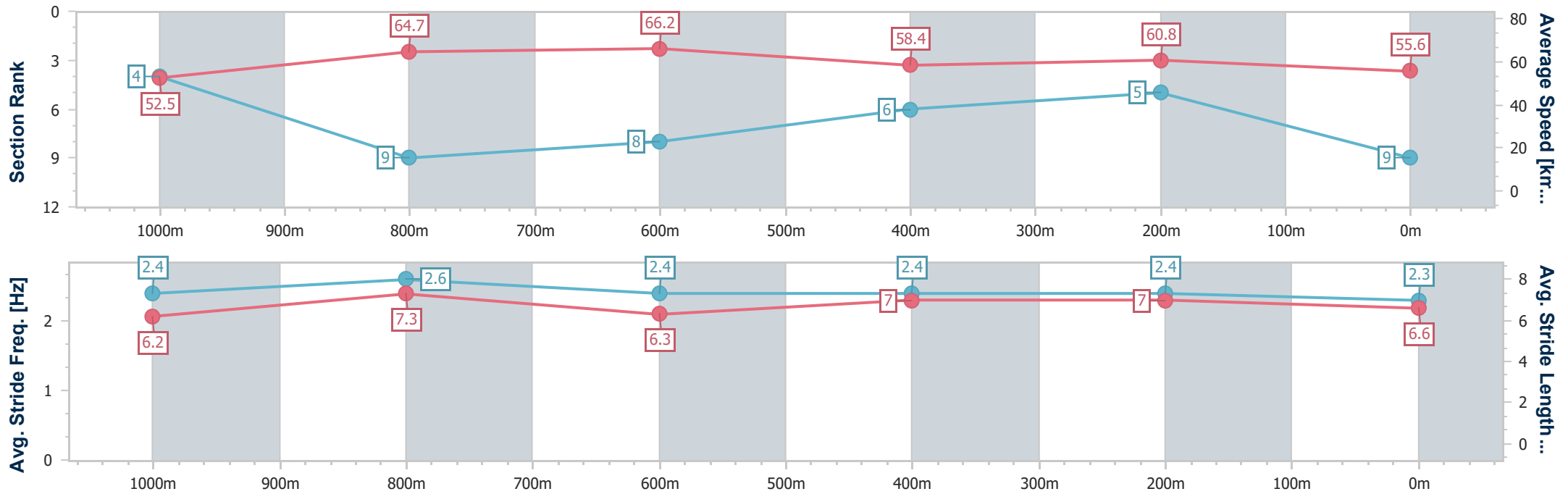
Aquis Park Gold Coast Poly QLD Professional
Race 4: KITCHEN CABINET SPECIALIST Maiden Handicap - 1200m



08 June 2024 - 13:09

Track Rating: Synthetic, Weather: Fine, Rail Position: True

Section	Overall	1000m	800m	600m	400m	200m
Section Times	1:12.20 [9] (0:13.73)	0:58.47 [4] (0:10.80)	0:47.67 [9] (0:11.20)	0:36.47 [8] (0:11.50)	0:24.97 [6] (0:11.90)	0:13.07 [5] (0:13.07)
Average Speed [km/h]	52.5	64.7	66.2	58.4	60.8	55.6
Top Speed [km/h]	66.5	68.4	68.8	61.9	60.5	59.3
Avg. Dist. to Rail [m]	2.6	1.2	2.0	2.3	2.3	2.3
Avg. Stride Freq. [Hz]	2.4	2.6	2.4	2.4	2.4	2.3
Avg. Stride Length [m]	6.2	7.3	6.3	7.0	7.0	6.6



- [] Ranking at each section and finish
- .-.- No data available at this section
- NA No data available