



Eagle Farm QLD Professional

Race 3: NOVA 106.9 THE PHOENIX - 1500m

08 June 2024 - 12:54



BRISBANE
RACING CLUB

Track Rating: Good 4, Weather: Fine, Rail Position: +2.5m Entire

Section		Overall	1400m	1200m	1000m	800m	600m	400m	Last 600m				
Field Times		1:30.77 (0:08.00)	1:22.77 (0:10.80)	1:11.97 (0:11.02)	1:00.95 (0:11.78)	0:49.17 (0:12.07)	0:37.10 (0:12.12)	0:24.98 (0:11.95)	0:37.10				
Rank	TAB Horse/Jockey	Barrier	Top Speed [km/h]	Fastest Section									Distance Travelled [m]
1	5 IMPERIALIST James McDonald	14	67.5 1400m	0:08.72 Overall	1:30.77 [1] (0:08.72)	1:22.05 [12] (0:11.33)	1:10.72 [11] (0:11.28)	0:59.44 [11] (0:11.93)	0:47.51 [11] (0:12.03)	0:35.48 [9] (0:11.56)	0:23.92 [7] (0:11.35)	0:35.48	
2	8 AEMELIUS Jamie Kah	3	67.9 1400m	0:08.00 Overall	1:30.86 [2] (0:08.00)	1:22.86 [1] (0:10.80)	1:12.06 [2] (0:11.06)	1:01.00 [2] (0:11.86)	0:49.14 [2] (0:12.16)	0:36.98 [2] (0:11.91)	0:25.07 [1] (0:11.95)	0:36.98	-9
3	11 MISS TRUSTFUL Ryan Maloney	13	67.8 1400m	0:08.12 Overall	1:30.98 [3] (0:08.12)	1:22.86 [3] (0:11.00)	1:11.86 [3] (0:11.25)	1:00.61 [4] (0:12.13)	0:48.48 [4] (0:12.33)	0:36.15 [4] (0:11.78)	0:24.37 [4] (0:11.69)	0:36.15	-4
4	1 BEAU DAZZLER Kyle Wilson-Taylor	7	66.8 1400m	0:08.71 Overall	1:31.15 [4] (0:08.71)	1:22.44 [11] (0:11.11)	1:11.33 [9] (0:11.37)	0:59.96 [10] (0:11.94)	0:48.02 [10] (0:12.33)	0:35.69 [11] (0:11.76)	0:23.93 [10] (0:11.50)	0:35.69	-5
5	9 CANARA Tommy Berry	11	67.0 1200m	0:08.39 Overall	1:31.18 [5] (0:08.39)	1:22.79 [6] (0:11.02)	1:11.77 [6] (0:11.23)	1:00.54 [5] (0:12.16)	0:48.38 [6] (0:12.20)	0:36.18 [6] (0:11.66)	0:24.52 [5] (0:11.75)	0:36.18	-4
6	3 SIMPLY FUN Cejay Graham	10	68.1 1400m	0:08.15 Overall	1:31.24 [6] (0:08.15)	1:23.09 [4] (0:10.97)	1:12.12 [4] (0:11.10)	1:01.02 [3] (0:12.03)	0:48.99 [3] (0:12.25)	0:36.74 [3] (0:11.81)	0:24.93 [3] (0:11.82)	0:36.74	-5
7	12 BLANTONS RUN Samantha Collett	6	65.6 1400m	0:08.47 Overall	1:31.27 [7] (0:08.47)	1:22.80 [7] (0:11.30)	1:11.50 [8] (0:11.31)	1:00.19 [9] (0:11.87)	0:48.32 [8] (0:12.06)	0:36.26 [7] (0:11.68)	0:24.58 [6] (0:11.61)	0:36.26	+1
8	7 SAFE PLACE Adam Hyeronimus	12	66.5 1400m	0:08.86 Overall	1:31.44 [8] (0:08.86)	1:22.58 [14] (0:11.61)	1:10.97 [14] (0:11.23)	0:59.74 [14] (0:11.83)	0:47.91 [14] (0:12.04)	0:35.87 [12] (0:11.85)	0:24.02 [11] (0:11.42)	0:35.87	+0
9	2 DUE CALZINI James Orman	5	66.7 1400m	0:08.64 Overall	1:31.48 [9] (0:08.64)	1:22.84 [9] (0:11.05)	1:11.79 [7] (0:11.38)	1:00.41 [7] (0:11.97)	0:48.44 [9] (0:12.26)	0:36.18 [10] (0:11.84)	0:24.34 [9] (0:11.67)	0:36.18	-8
10	4 ITALIAN DANCER Nikita Beriman	4	68.3 1400m	0:08.06 Overall	1:31.51 [10] (0:08.06)	1:23.45 [2] (0:10.74)	1:12.71 [1] (0:11.02)	1:01.69 [1] (0:11.78)	0:49.91 [1] (0:12.07)	0:37.84 [1] (0:12.18)	0:25.66 [2] (0:12.26)	0:37.84	-5



Eagle Farm QLD Professional
Race 3: NOVA 106.9 THE PHOENIX - 1500m
08 June 2024 - 12:54



BRISBANE
RACING CLUB

Track Rating: Good 4, Weather: Fine, Rail Position: +2.5m Entire

Section		Overall	1400m	1200m	1000m	800m	600m	400m	Last 600m					
Field Times		1:30.77 (0:08.00)	1:22.77 (0:10.80)	1:11.97 (0:11.02)	1:00.95 (0:11.78)	0:49.17 (0:12.07)	0:37.10 (0:12.12)	0:24.98 (0:11.95)	0:37.10					
Rank	TAB Horse/Jockey	Barrier	Top Speed [km/h]	Fastest Section										Distance Travelled [m]
11	13 LA COMETA Michael Rodd	8	66.4 1400m	0:08.61 Overall	1:31.75 [11] (0:08.61)	1:23.14 [8] (0:11.48)	1:11.66 [12] (0:11.36)	1:00.30 [12] (0:11.99)	0:48.31 [13] (0:12.41)	0:35.90 [14] (0:11.73)	0:24.17 [14] (0:11.44)	0:35.90	-6	
12	14 PEE BEE NOIR Mark Du Plessis	2	66.1 1400m	0:08.33 Overall	1:31.86 [12] (0:08.33)	1:23.53 [5] (0:11.06)	1:12.47 [5] (0:11.35)	1:01.12 [6] (0:11.97)	0:49.15 [5] (0:12.26)	0:36.89 [5] (0:11.95)	0:24.94 [8] (0:11.97)	0:36.89	-10	
13	6 ENIDZEL Jake Bayliss	1	65.7 1400m	0:08.68 Overall	1:32.51 [13] (0:08.68)	1:23.83 [10] (0:11.15)	1:12.68 [10] (0:11.24)	1:01.44 [8] (0:11.86)	0:49.58 [7] (0:12.21)	0:37.37 [8] (0:12.34)	0:25.03 [12] (0:12.15)	0:37.37	-9	
14	10 PULPIT Martin Harley	9	65.1 1400m	0:08.77 Overall	1:32.56 [14] (0:08.77)	1:23.79 [13] (0:11.43)	1:12.36 [13] (0:11.30)	1:01.06 [13] (0:11.90)	0:49.16 [12] (0:12.25)	0:36.91 [13] (0:11.92)	0:24.99 [13] (0:11.71)	0:36.91	-6	

[] Ranking at each section and finish
 -:-:-:- No data available at this section
 NA No data available

SCN Saddle cloth number
 DNF Did not finish
 DNT Did not track



Eagle Farm QLD Professional

Race 3: NOVA 106.9 THE PHOENIX - 1500m

08 June 2024 - 12:54



Track Rating: Good 4, Weather: Fine, Rail Position: +2.5m Entire

Section							200m			Last 600m
Field Times							0:13.03			0:37.10
							(0:13.03)			
Rank	TAB	Horse/Jockey	Barrier	Top Speed [km/h]	Fastest Section	Margin			Distance Travelled [m]	
1	5	IMPERIALIST	14	67.5	0:08.72	0:12.57 [4]	1:30.77		0:35.48	
		James McDonald		1400m	Overall	(0:12.57)				
2	8	AEMELIUS	3	67.9	0:08.00	0:13.12 [1]	0.52L		0:36.98	
		Jamie Kah		1400m	Overall	(0:13.12)			-9	
3	11	MISS TRUSTFUL	13	67.8	0:08.12	0:12.68 [6]	1.23L		0:36.15	
		Ryan Maloney		1400m	Overall	(0:12.68)			-4	
4	1	BEAU DAZZLER	7	66.8	0:08.71	0:12.43 [8]	2.24L		0:35.69	
		Kyle Wilson-Taylor		1400m	Overall	(0:12.43)			-5	
5	9	CANARA	11	67.0	0:08.39	0:12.77 [7]	2.42L		0:36.18	
		Tommy Berry		1200m	Overall	(0:12.77)			-4	
6	3	SIMPLY FUN	10	68.1	0:08.15	0:13.11 [3]	2.75L		0:36.74	
		Cejay Graham		1400m	Overall	(0:13.11)			-5	
7	12	BLANTONS RUN	6	65.6	0:08.47	0:12.97 [5]	2.94L		0:36.26	
		Samantha Collett		1400m	Overall	(0:12.97)			+1	
8	7	SAFE PLACE	12	66.5	0:08.86	0:12.60 [10]	3.93L		0:35.87	
		Adam Hyeronimus		1400m	Overall	(0:12.60)			+0	
9	2	DUE CALZINI	5	66.7	0:08.64	0:12.67 [9]	4.17L		0:36.18	
		James Orman		1400m	Overall	(0:12.67)			-8	
10	4	ITALIAN DANCER	4	68.3	0:08.06	0:13.40 [2]	4.37L		0:37.84	
		Nikita Beriman		1400m	Overall	(0:13.40)			-5	



Eagle Farm QLD Professional
Race 3: NOVA 106.9 THE PHOENIX - 1500m
08 June 2024 - 12:54



Track Rating: Good 4, Weather: Fine, Rail Position: +2.5m Entire

Section				200m				Last 600m	
Field Times				0:13.03 (0:13.03)				0:37.10	
Rank	TAB	Horse/Jockey	Barrier	Top Speed [km/h]	Fastest Section	Margin			Distance Travelled [m]
11	13	LA COMETA Michael Rodd	8	66.4 1400m	0:08.61 Overall (0:12.73)	5.78L		0:35.90	-6
12	14	PEE BEE NOIR Mark Du Plessis	2	66.1 1400m	0:08.33 Overall (0:12.97)	6.38L		0:36.89	-10
13	6	ENIDZEL Jake Bayliss	1	65.7 1400m	0:08.68 Overall (0:12.88)	10.25L		0:37.37	-9
14	10	PULPIT Martin Harley	9	65.1 1400m	0:08.77 Overall (0:13.28)	10.52L		0:36.91	-6

[] Ranking at each section and finish
 -:-:-:- No data available at this section
 NA No data available

SCN Saddle cloth number
 DNF Did not finish
 DNT Did not track



Horse/Jockey Name	Imperialist
Final Rank	1
Fastest Section Time (Section)	0:08.72 (Overall)
Top Speed [km/h] (Section)	67.5 (1400m)
Race State	Finished



Eagle Farm QLD Professional
Race 3: NOVA 106.9 THE PHOENIX - 1500m

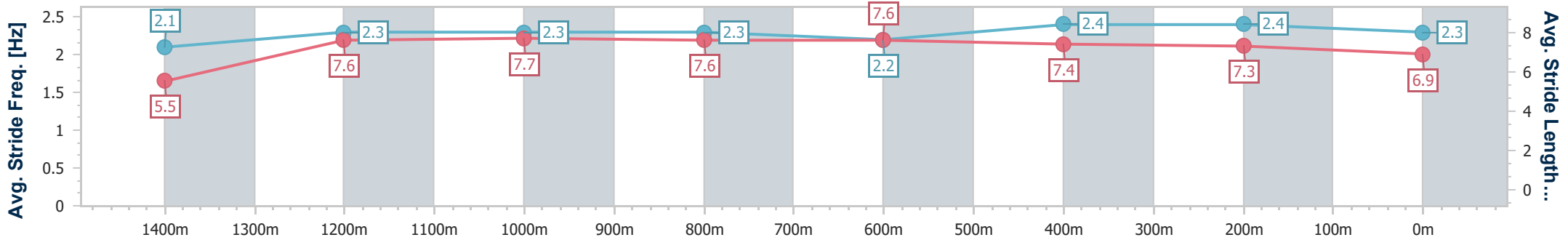
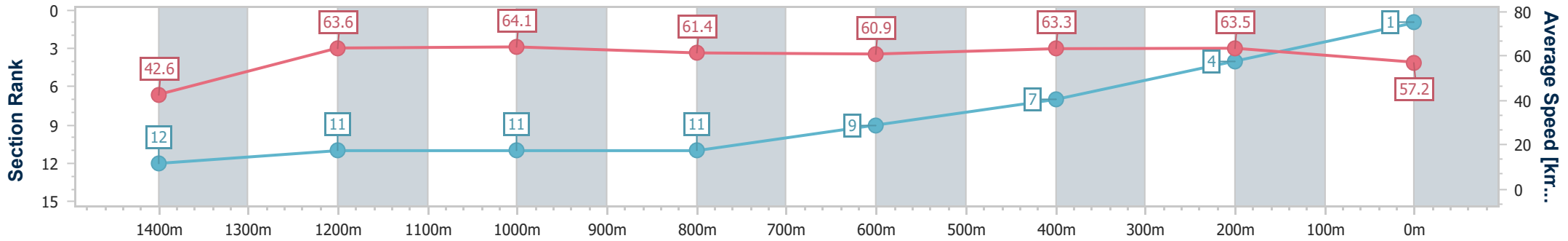


08 June 2024 - 12:54

Track Rating: Good 4, Weather: Fine, Rail Position: +2.5m Entire

BRISBANE RACING CLUB

Section	Overall	1400m	1200m	1000m	800m	600m	400m	200m
Section Times	1:30.77 [1] (0:08.72)	1:22.05 [12] (0:11.33)	1:10.72 [11] (0:11.28)	0:59.44 [11] (0:11.93)	0:47.51 [11] (0:12.03)	0:35.48 [9] (0:11.56)	0:23.92 [7] (0:11.35)	0:12.57 [4]
Average Speed [km/h]	42.6	63.6	64.1	61.4	60.9	63.3	63.5	57.2
Top Speed [km/h]	62.0	67.5	67.4	63.2	62.0	65.8	66.0	61.6
Avg. Dist. to Rail [m]	20.6	4.4	3.2	3.6	3.7	3.5	5.0	5.8
Avg. Stride Freq. [Hz]	2.1	2.3	2.3	2.3	2.2	2.4	2.4	2.3
Avg. Stride Length [m]	5.5	7.6	7.7	7.6	7.6	7.4	7.3	6.9



- [] Ranking at each section and finish
- .-.- No data available at this section
- NA No data available



Horse/Jockey Name	Aemelius
Final Rank	2
Fastest Section Time (Section)	0:08.00 (Overall)
Top Speed [km/h] (Section)	67.9 (1400m)
Race State	Finished



Eagle Farm QLD Professional

Race 3: NOVA 106.9 THE PHOENIX - 1500m

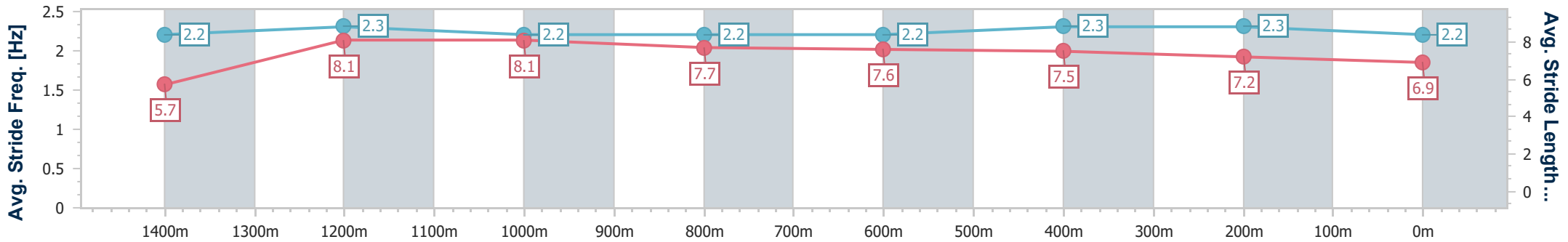
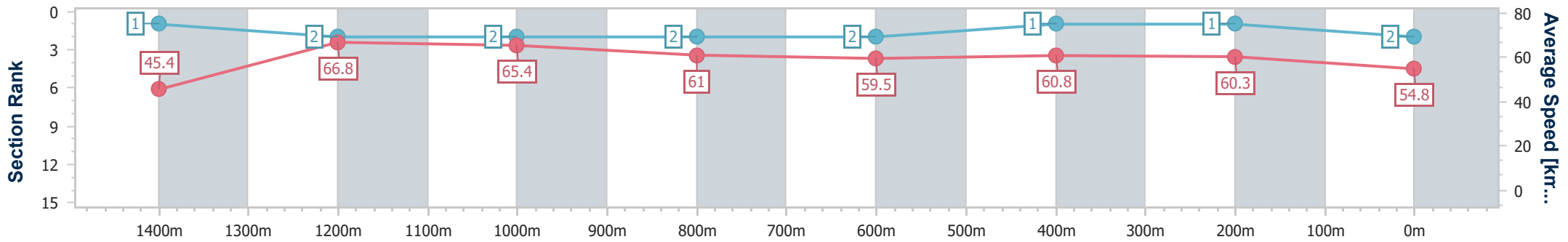
08 June 2024 - 12:54

Track Rating: Good 4, Weather: Fine, Rail Position: +2.5m Entire



BRISBANE RACING CLUB

Section	Overall	1400m	1200m	1000m	800m	600m	400m	200m
Section Times	1:30.86 [2] (0:08.00)	1:22.86 [1] (0:10.80)	1:12.06 [2] (0:11.06)	1:01.00 [2] (0:11.86)	0:49.14 [2] (0:12.16)	0:36.98 [2] (0:11.91)	0:25.07 [1] (0:11.95)	0:13.12 [1] (0:13.12)
Average Speed [km/h]	45.4	66.8	65.4	61.0	59.5	60.8	60.3	54.8
Top Speed [km/h]	63.9	67.9	66.8	62.5	60.4	61.4	61.5	57.8
Avg. Dist. to Rail [m]	11.6	1.8	2.1	1.3	1.2	1.6	3.9	5.1
Avg. Stride Freq. [Hz]	2.2	2.3	2.2	2.2	2.2	2.3	2.3	2.2
Avg. Stride Length [m]	5.7	8.1	8.1	7.7	7.6	7.5	7.2	6.9



- [] Ranking at each section and finish
- .-.- No data available at this section
- NA No data available



Horse/Jockey Name	Miss Trustful
Final Rank	3
Fastest Section Time (Section)	0:08.12 (Overall)
Top Speed [km/h] (Section)	67.8 (1400m)
Race State	Finished



Eagle Farm QLD Professional

Race 3: NOVA 106.9 THE PHOENIX - 1500m

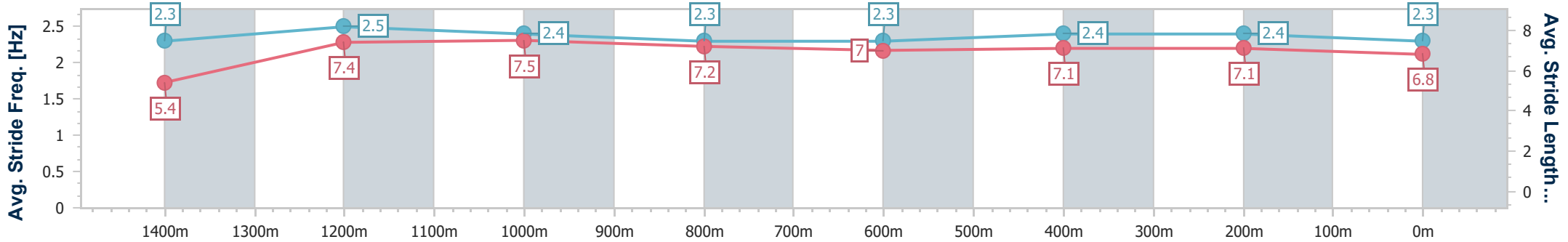
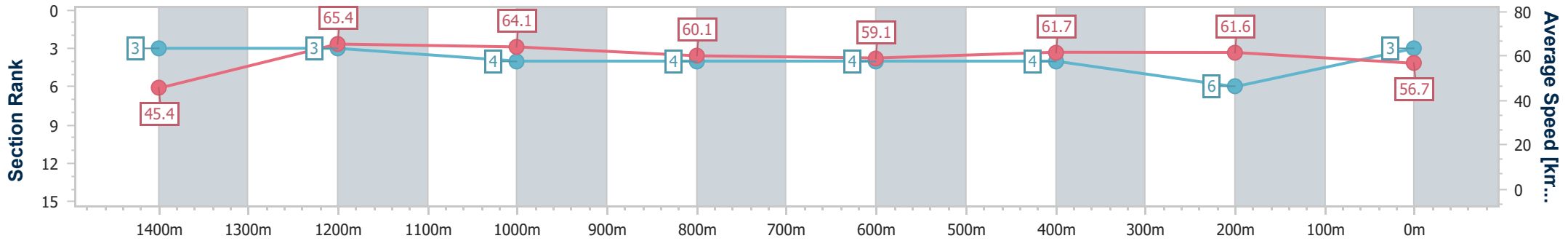
08 June 2024 - 12:54

Track Rating: Good 4, Weather: Fine, Rail Position: +2.5m Entire



BRISBANE RACING CLUB

Section	Overall	1400m	1200m	1000m	800m	600m	400m	200m
Section Times	1:30.98 [3] (0:08.12)	1:22.86 [3] (0:11.00)	1:11.86 [3] (0:11.25)	1:00.61 [4] (0:12.13)	0:48.48 [4] (0:12.33)	0:36.15 [4] (0:11.78)	0:24.37 [4] (0:11.69)	0:12.68 [6] (0:12.68)
Average Speed [km/h]	45.4	65.4	64.1	60.1	59.1	61.7	61.6	56.7
Top Speed [km/h]	63.8	67.8	65.5	61.8	60.2	63.0	62.9	60.5
Avg. Dist. to Rail [m]	19.7	5.2	2.7	2.2	2.4	2.7	7.0	6.9
Avg. Stride Freq. [Hz]	2.3	2.5	2.4	2.3	2.3	2.4	2.4	2.3
Avg. Stride Length [m]	5.4	7.4	7.5	7.2	7.0	7.1	7.1	6.8



- [] Ranking at each section and finish
- .-.- No data available at this section
- NA No data available



Horse/Jockey Name	Beau Dazzler
Final Rank	4
Fastest Section Time (Section)	0:08.71 (Overall)
Top Speed [km/h] (Section)	66.8 (1400m)
Race State	Finished



Eagle Farm QLD Professional

Race 3: NOVA 106.9 THE PHOENIX - 1500m

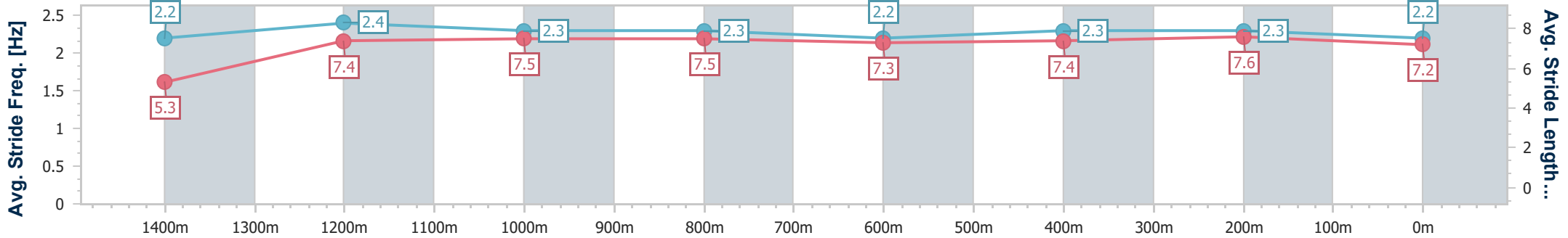
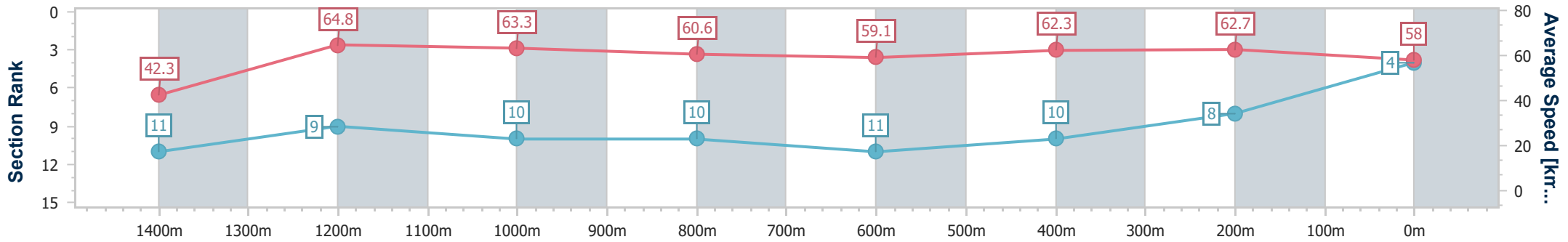
08 June 2024 - 12:54

Track Rating: Good 4, Weather: Fine, Rail Position: +2.5m Entire



BRISBANE RACING CLUB

Section	Overall	1400m	1200m	1000m	800m	600m	400m	200m
Section Times	1:31.15 [4] (0:08.71)	1:22.44 [11] (0:11.11)	1:11.33 [9] (0:11.37)	0:59.96 [10] (0:11.94)	0:48.02 [10] (0:12.33)	0:35.69 [11] (0:11.76)	0:23.93 [10] (0:11.50)	0:12.43 [8] (0:12.43)
Average Speed [km/h]	42.3	64.8	63.3	60.6	59.1	62.3	62.7	58.0
Top Speed [km/h]	63.5	66.8	64.9	62.3	60.9	63.8	63.9	60.9
Avg. Dist. to Rail [m]	14.0	1.5	1.4	1.4	2.0	3.9	6.1	5.0
Avg. Stride Freq. [Hz]	2.2	2.4	2.3	2.3	2.2	2.3	2.3	2.2
Avg. Stride Length [m]	5.3	7.4	7.5	7.5	7.3	7.4	7.6	7.2



- [] Ranking at each section and finish
- .-.- No data available at this section
- NA No data available



Horse/Jockey Name	Canara
Final Rank	5
Fastest Section Time (Section)	0:08.39 (Overall)
Top Speed [km/h] (Section)	67.0 (1200m)
Race State	Finished



Eagle Farm QLD Professional

Race 3: NOVA 106.9 THE PHOENIX - 1500m

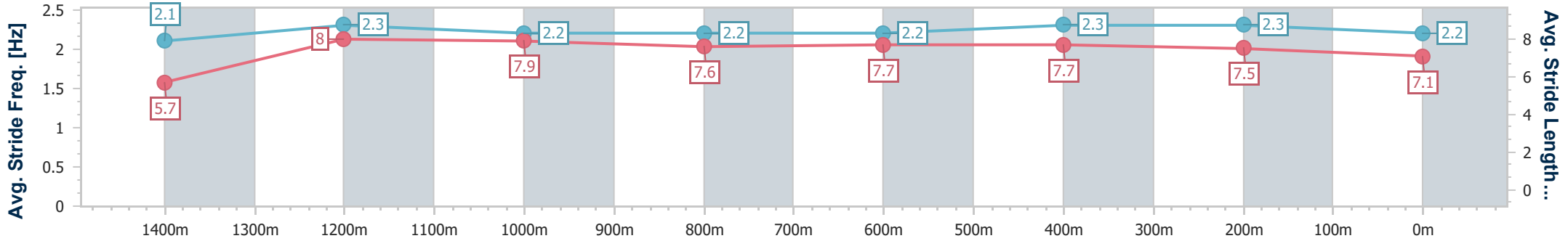
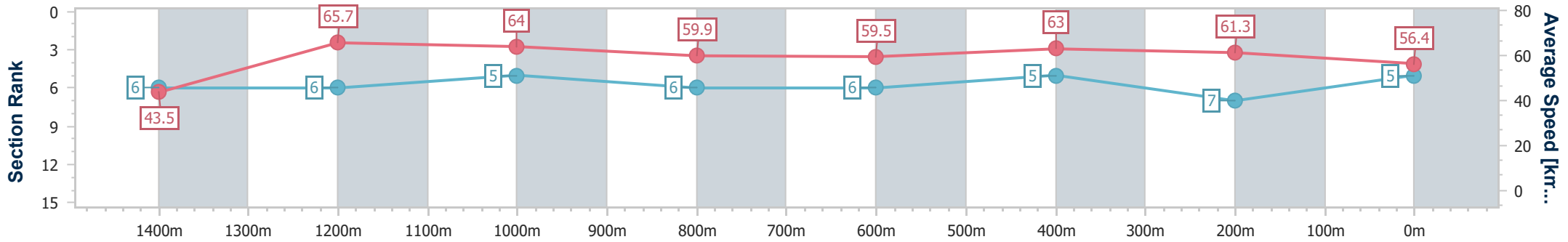
08 June 2024 - 12:54

Track Rating: Good 4, Weather: Fine, Rail Position: +2.5m Entire



BRISBANE RACING CLUB

Section	Overall	1400m	1200m	1000m	800m	600m	400m	200m
Section Times	1:31.18 [5] (0:08.39)	1:22.79 [6] (0:11.02)	1:11.77 [6] (0:11.23)	1:00.54 [5] (0:12.16)	0:48.38 [6] (0:12.20)	0:36.18 [6] (0:11.66)	0:24.52 [5] (0:11.75)	0:12.77 [7] (0:12.77)
Average Speed [km/h]	43.5	65.7	64.0	59.9	59.5	63.0	61.3	56.4
Top Speed [km/h]	62.7	67.0	67.0	61.5	61.8	63.6	63.3	59.0
Avg. Dist. to Rail [m]	17.8	3.7	2.0	1.7	2.2	3.5	6.6	7.7
Avg. Stride Freq. [Hz]	2.1	2.3	2.2	2.2	2.2	2.3	2.3	2.2
Avg. Stride Length [m]	5.7	8.0	7.9	7.6	7.7	7.7	7.5	7.1



- [] Ranking at each section and finish
- .-.- No data available at this section
- NA No data available



Horse/Jockey Name	Simply Fun
Final Rank	6
Fastest Section Time (Section)	0:08.15 (Overall)
Top Speed [km/h] (Section)	68.1 (1400m)
Race State	Finished



Eagle Farm QLD Professional

Race 3: NOVA 106.9 THE PHOENIX - 1500m

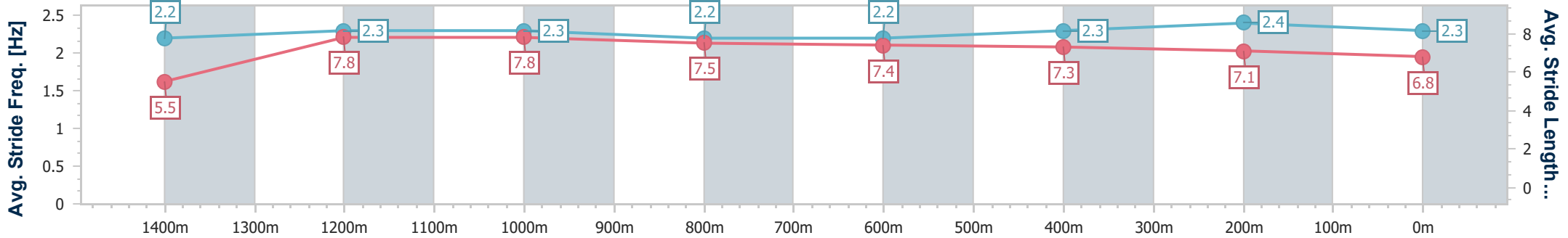
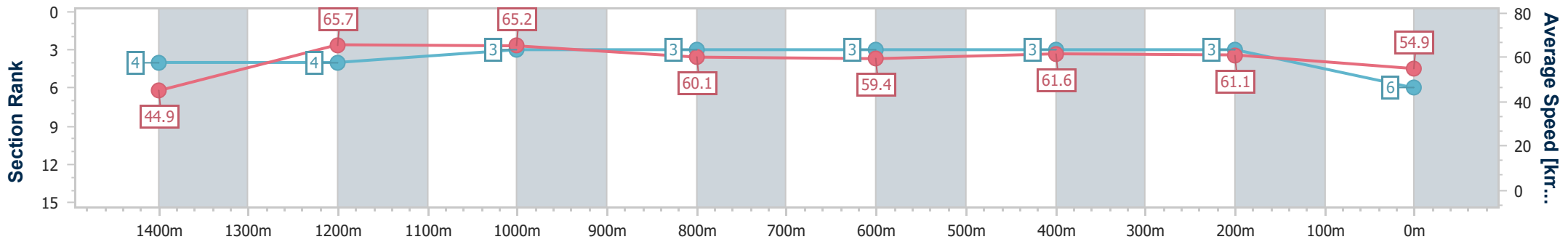
08 June 2024 - 12:54

Track Rating: Good 4, Weather: Fine, Rail Position: +2.5m Entire



BRISBANE RACING CLUB

Section	Overall	1400m	1200m	1000m	800m	600m	400m	200m
Section Times	1:31.24 [6] (0:08.15)	1:23.09 [4] (0:10.97)	1:12.12 [4] (0:11.10)	1:01.02 [3] (0:12.03)	0:48.99 [3] (0:12.25)	0:36.74 [3] (0:11.81)	0:24.93 [3] (0:11.82)	0:13.11 [3] (0:13.11)
Average Speed [km/h]	44.9	65.7	65.2	60.1	59.4	61.6	61.1	54.9
Top Speed [km/h]	63.7	68.1	66.1	62.6	60.2	63.1	63.3	58.3
Avg. Dist. to Rail [m]	17.6	2.7	0.9	1.5	2.2	2.6	5.4	5.0
Avg. Stride Freq. [Hz]	2.2	2.3	2.3	2.2	2.2	2.3	2.4	2.3
Avg. Stride Length [m]	5.5	7.8	7.8	7.5	7.4	7.3	7.1	6.8



- [] Ranking at each section and finish
- .-.- No data available at this section
- NA No data available



Horse/Jockey Name	Blantons Run
Final Rank	7
Fastest Section Time (Section)	0:08.47 (Overall)
Top Speed [km/h] (Section)	65.6 (1400m)
Race State	Finished



Eagle Farm QLD Professional

Race 3: NOVA 106.9 THE PHOENIX - 1500m

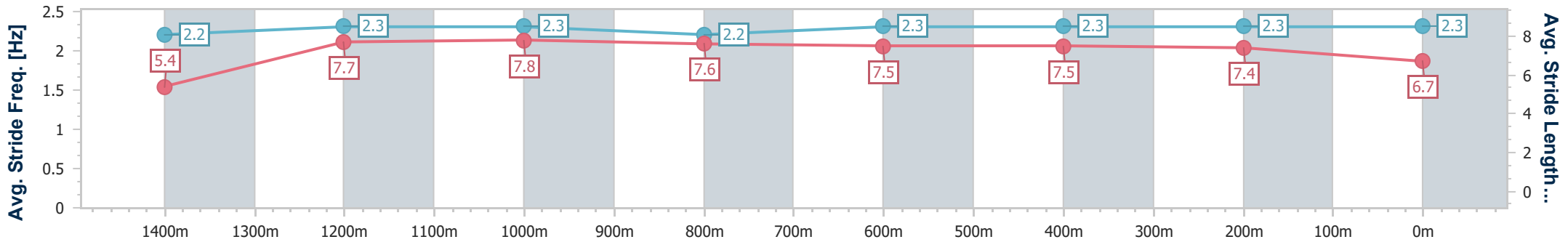
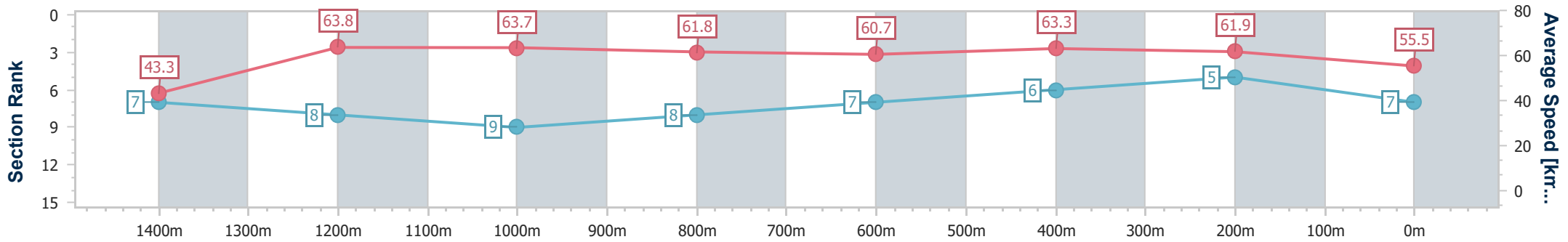
08 June 2024 - 12:54

Track Rating: Good 4, Weather: Fine, Rail Position: +2.5m Entire



BRISBANE RACING CLUB

Section	Overall	1400m	1200m	1000m	800m	600m	400m	200m
Section Times	1:31.27 [7] (0:08.47)	1:22.80 [7] (0:11.30)	1:11.50 [8] (0:11.31)	1:00.19 [9] (0:11.87)	0:48.32 [8] (0:12.06)	0:36.26 [7] (0:11.68)	0:24.58 [6] (0:11.61)	0:12.97 [5] (0:12.97)
Average Speed [km/h]	43.3	63.8	63.7	61.8	60.7	63.3	61.9	55.5
Top Speed [km/h]	61.3	65.6	64.9	62.8	62.6	64.2	64.3	58.9
Avg. Dist. to Rail [m]	13.7	3.3	3.1	3.2	3.7	5.3	7.8	8.3
Avg. Stride Freq. [Hz]	2.2	2.3	2.3	2.2	2.3	2.3	2.3	2.3
Avg. Stride Length [m]	5.4	7.7	7.8	7.6	7.5	7.5	7.4	6.7



- [] Ranking at each section and finish
- .-.- No data available at this section
- NA No data available



Horse/Jockey Name	Safe Place
Final Rank	8
Fastest Section Time (Section)	0:08.86 (Overall)
Top Speed [km/h] (Section)	66.5 (1400m)
Race State	Finished



Eagle Farm QLD Professional

Race 3: NOVA 106.9 THE PHOENIX - 1500m

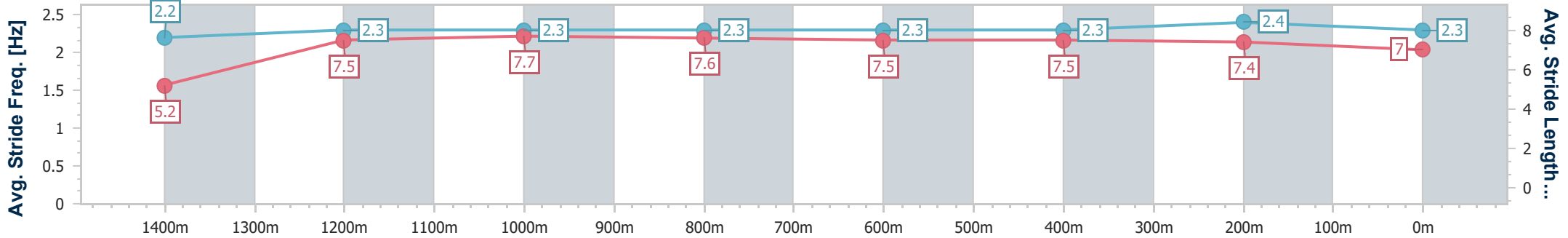
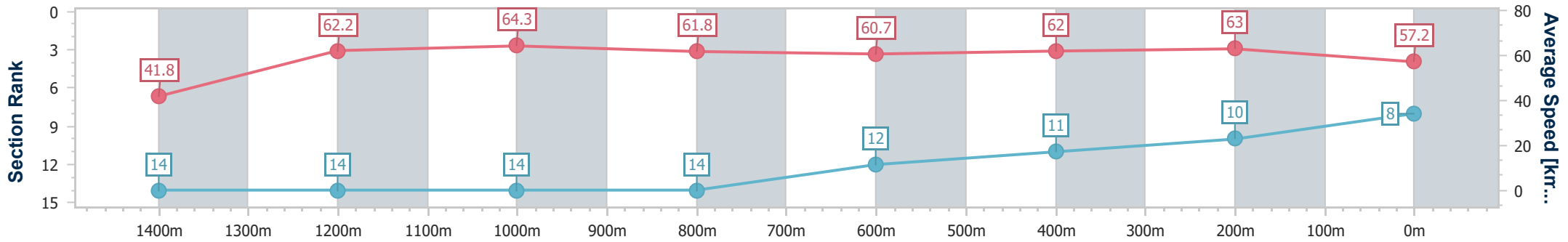
08 June 2024 - 12:54

Track Rating: Good 4, Weather: Fine, Rail Position: +2.5m Entire



BRISBANE RACING CLUB

Section	Overall	1400m	1200m	1000m	800m	600m	400m	200m
Section Times	1:31.44 [8] (0:08.86)	1:22.58 [14] (0:11.61)	1:10.97 [14] (0:11.23)	0:59.74 [14] (0:11.83)	0:47.91 [14] (0:12.04)	0:35.87 [12] (0:11.85)	0:24.02 [11] (0:11.42)	0:12.60 [10] (0:12.60)
Average Speed [km/h]	41.8	62.2	64.3	61.8	60.7	62.0	63.0	57.2
Top Speed [km/h]	59.6	66.5	66.4	64.1	61.7	64.1	64.4	60.8
Avg. Dist. to Rail [m]	19.4	4.1	3.1	3.3	3.4	3.9	6.2	6.4
Avg. Stride Freq. [Hz]	2.2	2.3	2.3	2.3	2.3	2.3	2.4	2.3
Avg. Stride Length [m]	5.2	7.5	7.7	7.6	7.5	7.5	7.4	7.0



- [] Ranking at each section and finish
- .-.- No data available at this section
- NA No data available



Horse/Jockey Name	Due Calzini
Final Rank	9
Fastest Section Time (Section)	0:08.64 (Overall)
Top Speed [km/h] (Section)	66.7 (1400m)
Race State	Finished



Eagle Farm QLD Professional

Race 3: NOVA 106.9 THE PHOENIX - 1500m

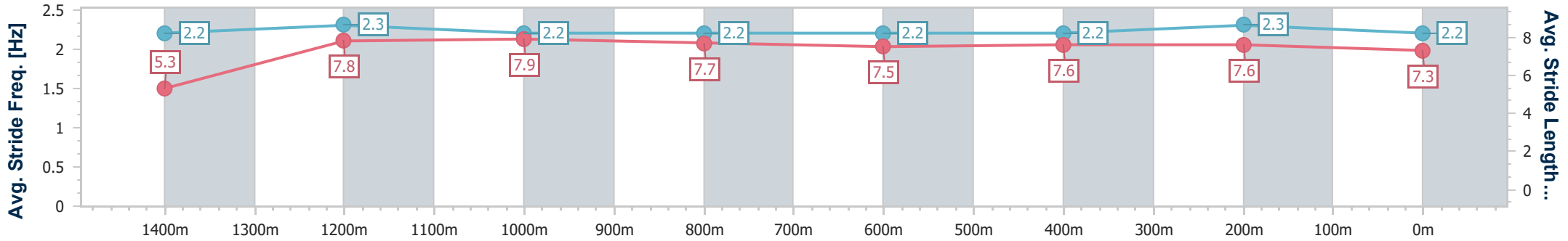
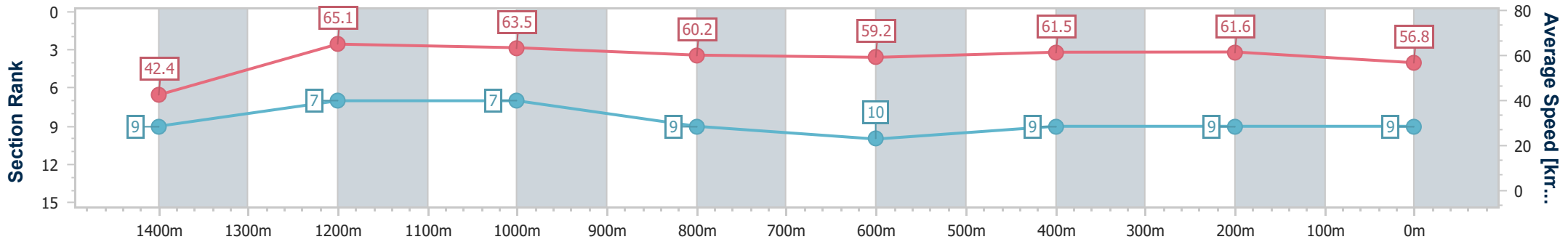
08 June 2024 - 12:54

Track Rating: Good 4, Weather: Fine, Rail Position: +2.5m Entire



BRISBANE RACING CLUB

Section	Overall	1400m	1200m	1000m	800m	600m	400m	200m
Section Times	1:31.48 [9] (0:08.64)	1:22.84 [9] (0:11.05)	1:11.79 [7] (0:11.38)	1:00.41 [7] (0:11.97)	0:48.44 [9] (0:12.26)	0:36.18 [10] (0:11.84)	0:24.34 [9] (0:11.67)	0:12.67 [9] (0:12.67)
Average Speed [km/h]	42.4	65.1	63.5	60.2	59.2	61.5	61.6	56.8
Top Speed [km/h]	64.5	66.7	64.3	62.4	60.8	62.4	62.7	59.4
Avg. Dist. to Rail [m]	12.4	1.2	1.5	1.0	1.5	2.0	3.5	2.5
Avg. Stride Freq. [Hz]	2.2	2.3	2.2	2.2	2.2	2.2	2.3	2.2
Avg. Stride Length [m]	5.3	7.8	7.9	7.7	7.5	7.6	7.6	7.3



- [] Ranking at each section and finish
- .-.- No data available at this section
- NA No data available



Horse/Jockey Name	Italian Dancer
Final Rank	10
Fastest Section Time (Section)	0:08.06 (Overall)
Top Speed [km/h] (Section)	68.3 (1400m)
Race State	Finished



Eagle Farm QLD Professional

Race 3: NOVA 106.9 THE PHOENIX - 1500m

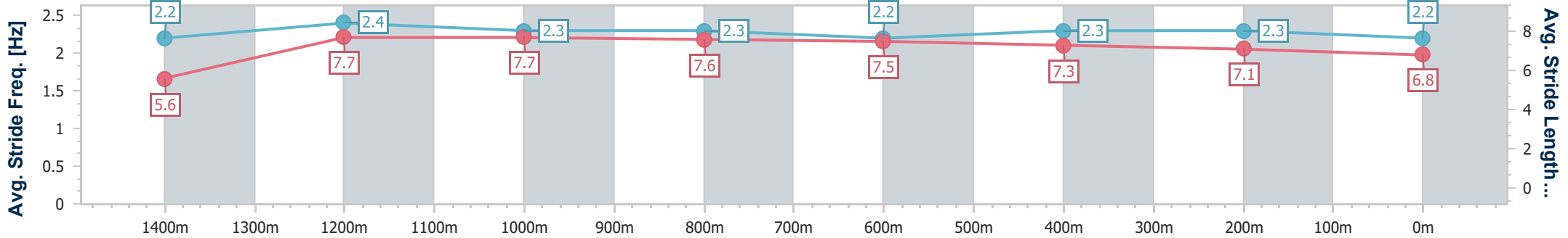
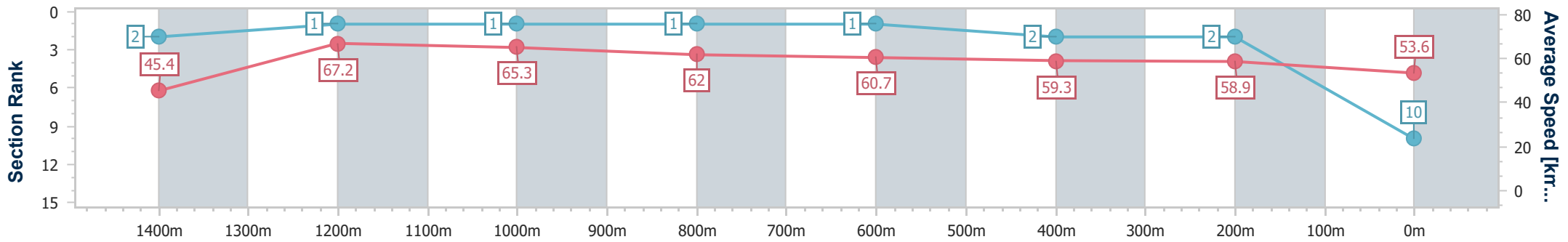
08 June 2024 - 12:54

Track Rating: Good 4, Weather: Fine, Rail Position: +2.5m Entire



BRISBANE RACING CLUB

Section	Overall	1400m	1200m	1000m	800m	600m	400m	200m
Section Times	1:31.51 [10] (0:08.06)	1:23.45 [2] (0:10.74)	1:12.71 [1] (0:11.02)	1:01.69 [1] (0:11.78)	0:49.91 [1] (0:12.07)	0:37.84 [1] (0:12.18)	0:25.66 [2] (0:12.26)	0:13.40 [2] (0:13.40)
Average Speed [km/h]	45.4	67.2	65.3	62.0	60.7	59.3	58.9	53.6
Top Speed [km/h]	64.6	68.3	66.7	63.0	61.5	60.3	60.6	56.3
Avg. Dist. to Rail [m]	12.8	3.0	3.0	2.9	3.2	1.4	3.0	3.8
Avg. Stride Freq. [Hz]	2.2	2.4	2.3	2.3	2.2	2.3	2.3	2.2
Avg. Stride Length [m]	5.6	7.7	7.7	7.6	7.5	7.3	7.1	6.8



- [] Ranking at each section and finish
- .-.- No data available at this section
- NA No data available



Horse/Jockey Name	La Cometa
Final Rank	11
Fastest Section Time (Section)	0:08.61 (Overall)
Top Speed [km/h] (Section)	66.4 (1400m)
Race State	Finished



Eagle Farm QLD Professional
Race 3: NOVA 106.9 THE PHOENIX - 1500m

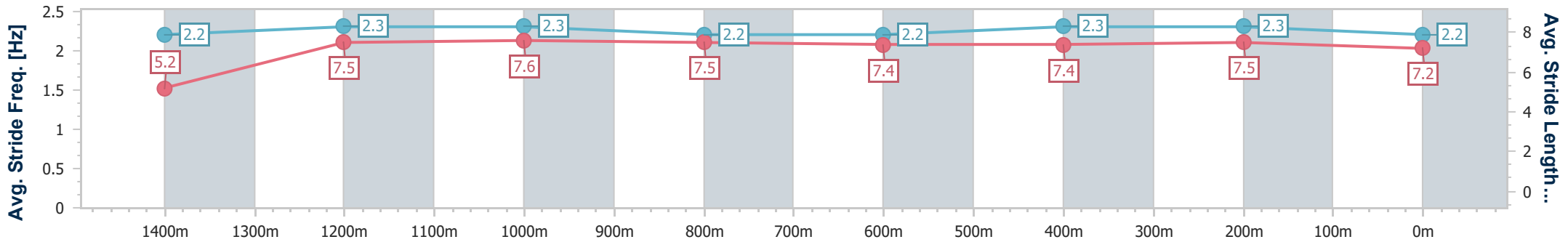
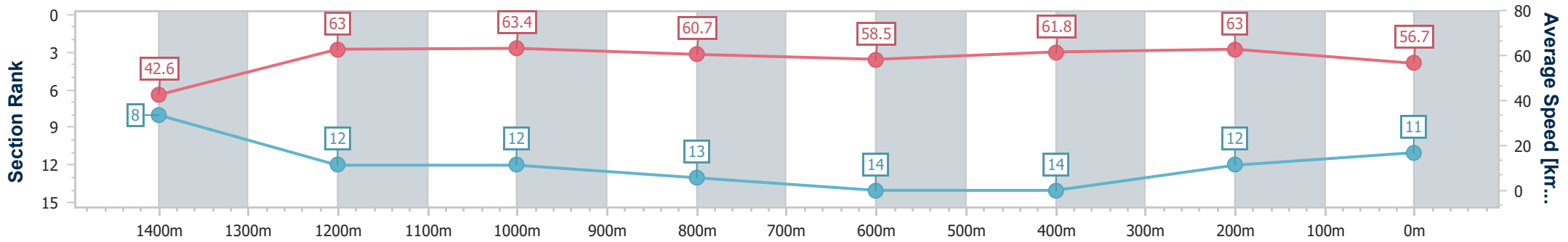


08 June 2024 - 12:54

Track Rating: Good 4, Weather: Fine, Rail Position: +2.5m Entire

BRISBANE RACING CLUB

Section	Overall	1400m	1200m	1000m	800m	600m	400m	200m
Section Times	1:31.75 [11] (0:08.61)	1:23.14 [8] (0:11.48)	1:11.66 [12] (0:11.36)	1:00.30 [12] (0:11.99)	0:48.31 [13] (0:12.41)	0:35.90 [14] (0:11.73)	0:24.17 [14] (0:11.44)	0:12.73 [12] (0:12.73)
Average Speed [km/h]	42.6	63.0	63.4	60.7	58.5	61.8	63.0	56.7
Top Speed [km/h]	60.9	66.4	65.2	62.1	59.8	63.9	64.7	59.7
Avg. Dist. to Rail [m]	15.3	3.2	2.0	2.1	2.1	1.5	4.2	5.6
Avg. Stride Freq. [Hz]	2.2	2.3	2.3	2.2	2.2	2.3	2.3	2.2
Avg. Stride Length [m]	5.2	7.5	7.6	7.5	7.4	7.4	7.5	7.2



- [] Ranking at each section and finish
- .-.- No data available at this section
- NA No data available



Horse/Jockey Name	Pee Bee Noir
Final Rank	12
Fastest Section Time (Section)	0:08.33 (Overall)
Top Speed [km/h] (Section)	66.1 (1400m)
Race State	Finished



Eagle Farm QLD Professional

Race 3: NOVA 106.9 THE PHOENIX - 1500m

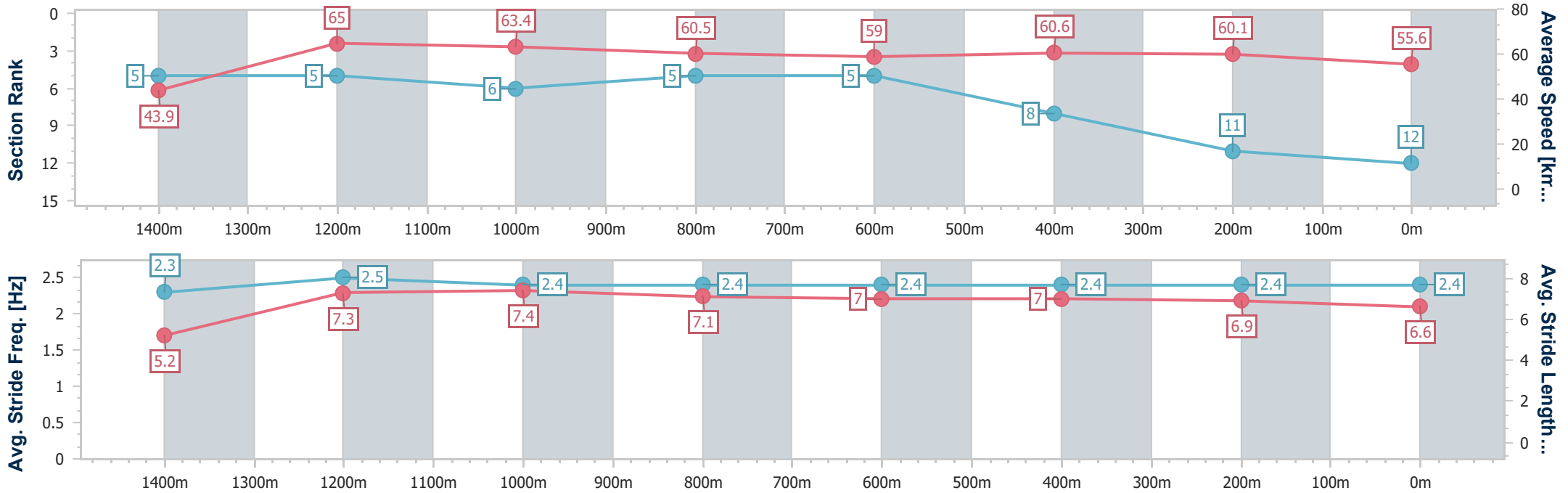
08 June 2024 - 12:54

Track Rating: Good 4, Weather: Fine, Rail Position: +2.5m Entire



BRISBANE RACING CLUB

Section	Overall	1400m	1200m	1000m	800m	600m	400m	200m
Section Times	1:31.86 [12] (0:08.33)	1:23.53 [5] (0:11.06)	1:12.47 [5] (0:11.35)	1:01.12 [6] (0:11.97)	0:49.15 [5] (0:12.26)	0:36.89 [5] (0:11.95)	0:24.94 [8] (0:11.97)	0:12.97 [11] (0:12.97)
Average Speed [km/h]	43.9	65.0	63.4	60.5	59.0	60.6	60.1	55.6
Top Speed [km/h]	61.7	66.1	65.5	61.6	59.9	61.3	61.6	59.3
Avg. Dist. to Rail [m]	10.1	0.5	0.5	0.8	1.2	1.2	3.1	2.8
Avg. Stride Freq. [Hz]	2.3	2.5	2.4	2.4	2.4	2.4	2.4	2.4
Avg. Stride Length [m]	5.2	7.3	7.4	7.1	7.0	7.0	6.9	6.6



- [] Ranking at each section and finish
- .-.- No data available at this section
- NA No data available



Horse/Jockey Name	Enidzel
Final Rank	13
Fastest Section Time (Section)	0:08.68 (Overall)
Top Speed [km/h] (Section)	65.7 (1400m)
Race State	Finished



Eagle Farm QLD Professional
Race 3: NOVA 106.9 THE PHOENIX - 1500m

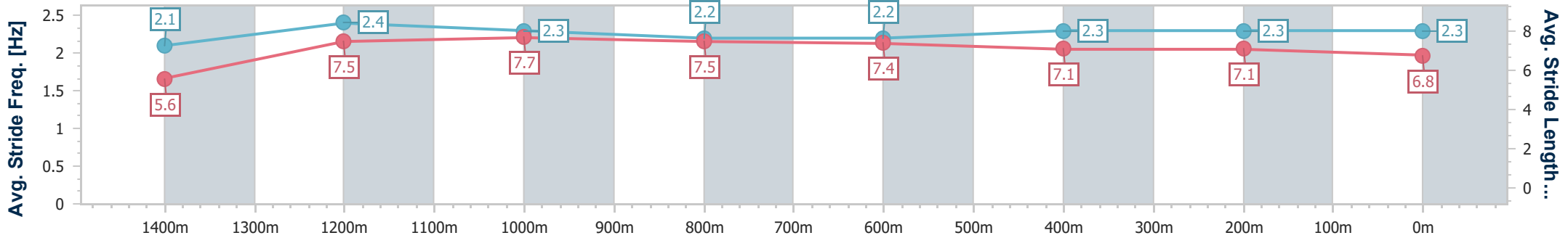
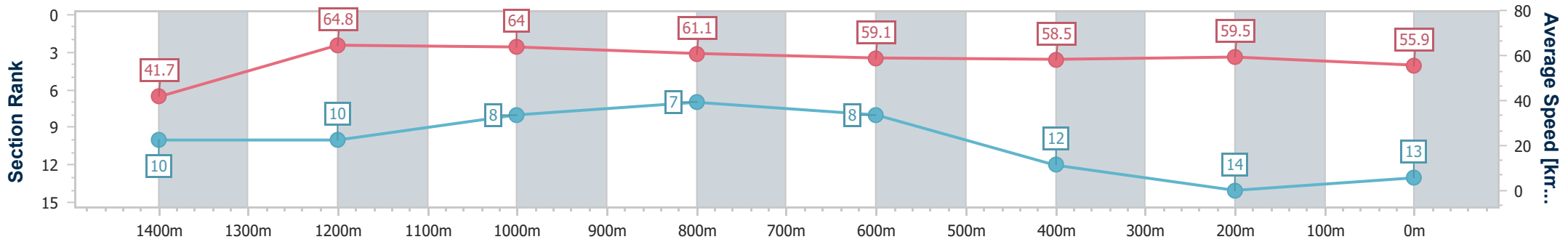


08 June 2024 - 12:54

Track Rating: Good 4, Weather: Fine, Rail Position: +2.5m Entire

BRISBANE RACING CLUB

Section	Overall	1400m	1200m	1000m	800m	600m	400m	200m
Section Times	1:32.51 [13] (0:08.68)	1:23.83 [10] (0:11.15)	1:12.68 [10] (0:11.24)	1:01.44 [8] (0:11.86)	0:49.58 [7] (0:12.21)	0:37.37 [8] (0:12.34)	0:25.03 [12] (0:12.15)	0:12.88 [14] (0:12.88)
Average Speed [km/h]	41.7	64.8	64.0	61.1	59.1	58.5	59.5	55.9
Top Speed [km/h]	61.8	65.7	65.5	62.3	60.6	59.1	59.8	58.4
Avg. Dist. to Rail [m]	9.7	1.5	1.6	1.2	1.2	1.0	3.2	3.2
Avg. Stride Freq. [Hz]	2.1	2.4	2.3	2.2	2.2	2.3	2.3	2.3
Avg. Stride Length [m]	5.6	7.5	7.7	7.5	7.4	7.1	7.1	6.8



- [] Ranking at each section and finish
- .-.- No data available at this section
- NA No data available



Horse/Jockey Name	Pulpit
Final Rank	14
Fastest Section Time (Section)	0:08.77 (Overall)
Top Speed [km/h] (Section)	65.1 (1400m)
Race State	Finished



Eagle Farm QLD Professional

Race 3: NOVA 106.9 THE PHOENIX - 1500m

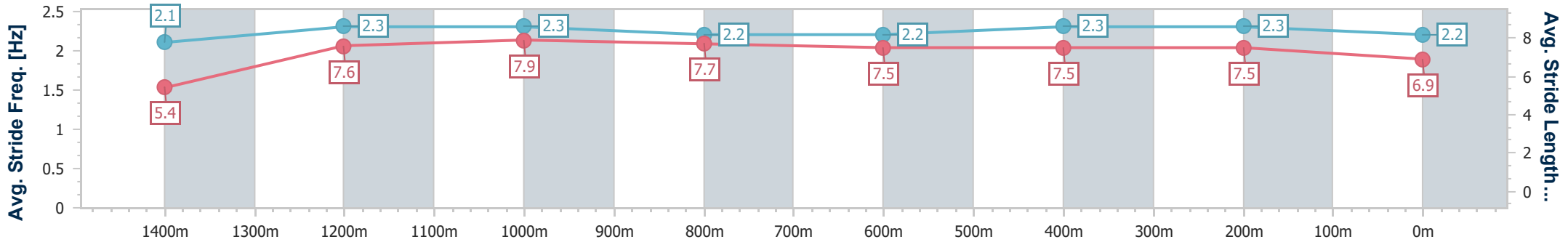
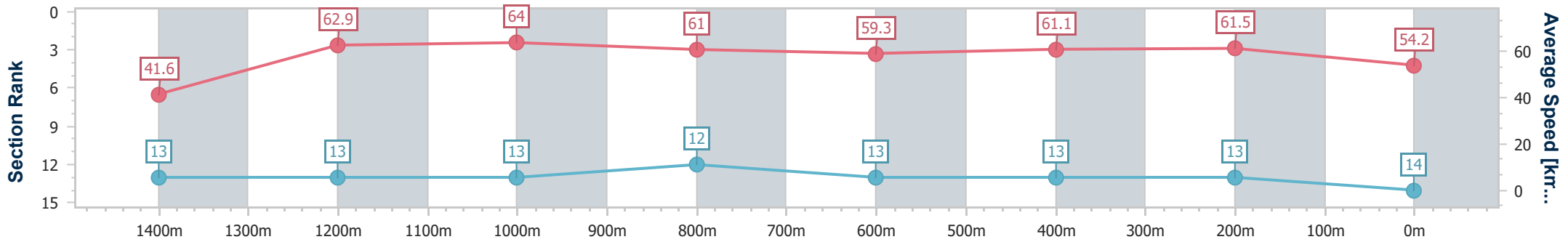
08 June 2024 - 12:54

Track Rating: Good 4, Weather: Fine, Rail Position: +2.5m Entire



BRISBANE RACING CLUB

Section	Overall	1400m	1200m	1000m	800m	600m	400m	200m
Section Times	1:32.56 [14] (0:08.77)	1:23.79 [13] (0:11.43)	1:12.36 [13] (0:11.30)	1:01.06 [13] (0:11.90)	0:49.16 [12] (0:12.25)	0:36.91 [13] (0:11.92)	0:24.99 [13] (0:11.71)	0:13.28 [13] (0:13.28)
Average Speed [km/h]	41.6	62.9	64.0	61.0	59.3	61.1	61.5	54.2
Top Speed [km/h]	64.3	65.1	65.1	62.7	61.0	62.4	63.6	59.6
Avg. Dist. to Rail [m]	14.8	2.0	1.6	1.5	1.9	2.7	1.5	0.4
Avg. Stride Freq. [Hz]	2.1	2.3	2.3	2.2	2.2	2.3	2.3	2.2
Avg. Stride Length [m]	5.4	7.6	7.9	7.7	7.5	7.5	7.5	6.9



- [] Ranking at each section and finish
- .-.- No data available at this section
- NA No data available