



Townsville QLD Professional

Race 2: T F WOOLLAM Maiden Handicap - 1000m

08 June 2024 - 14:32



Track Rating: Soft 5, Weather: Sunny, Rail Position: True

Section		Overall	800m	600m	400m	200m	Last 600m					
Field Times		0:57.88 (0:13.09)	0:44.79 (0:10.25)	0:34.54 (0:11.11)	0:23.43 (0:11.37)	0:12.06 (0:12.06)	0:34.54					
Rank	TAB Horse/Jockey	Barrier	Top Speed [km/h]	Fastest Section	Margin					Distance Travelled [m]		
1	10 TSUNAMI FORCE Jason Taylor	6	70.8 800m	0:10.43 800m	0:57.88 [1] (0:13.55)	0:44.33 [7] (0:10.43)	0:33.90 [8] (0:10.79)	0:23.11 [7] (0:11.52)	0:11.59 [7] (0:11.59)	0:57.88	0:33.90	
2	2 MRS GLOOP Scott Sheargold	7	71.1 800m	0:10.42 800m	0:58.03 [2] (0:13.46)	0:44.57 [6] (0:10.42)	0:34.15 [7] (0:10.82)	0:23.33 [6] (0:11.35)	0:11.98 [3] (0:11.98)	0.91L	0:34.15	+4
3	4 EFFEMINATE Ryan Wiggins	5	70.8 800m	0:10.34 800m	0:58.08 [3] (0:13.09)	0:44.99 [1] (0:10.34)	0:34.65 [2] (0:11.05)	0:23.60 [3] (0:11.34)	0:12.26 [1] (0:12.26)	1.17L	0:34.65	+4
4	6 HARDTOCRACK Lacey Morrison	4	73.0 Overall	0:10.37 800m	0:58.32 [4] (0:13.44)	0:44.88 [5] (0:10.37)	0:34.51 [5] (0:10.86)	0:23.65 [5] (0:11.53)	0:12.12 [6] (0:12.12)	2.62L	0:34.51	+0
5	9 ENUFF STOP IT Chelsea Jokic	1	71.8 Overall	0:10.34 800m	0:58.38 [5] (0:13.16)	0:45.22 [3] (0:10.34)	0:34.88 [3] (0:10.95)	0:23.93 [1] (0:11.58)	0:12.35 [2] (0:12.35)	2.95L	0:34.88	-3
6	3 ZABOOG Tyler Leslight	2	73.2 800m	0:10.25 800m	0:58.41 [6] (0:13.09)	0:45.32 [1] (0:10.25)	0:35.07 [1] (0:11.12)	0:23.95 [2] (0:11.63)	0:12.32 [4] (0:12.32)	3.1L	0:35.07	+4
7	7 MUMMIFICATION Denicious Smith	3	72.7 800m	0:10.20 800m	0:58.66 [7] (0:13.56)	0:45.10 [8] (0:10.20)	0:34.90 [4] (0:10.84)	0:24.06 [4] (0:11.56)	0:12.50 [5] (0:12.50)	4.61L	0:34.90	-2
8	5 ELECTRIC HASHMAL Frank Edwards	10	70.5 800m	0:10.57 800m	0:58.85 [8] (0:13.29)	0:45.56 [4] (0:10.57)	0:34.99 [6] (0:11.01)	0:23.98 [8] (0:11.54)	0:12.44 [8] (0:12.44)	5.74L	0:34.99	+5
9	1 ARTURETTA Isabella Teh	9	70.0 800m	0:10.60 800m	0:58.91 [9] (0:13.85)	0:45.06 [9] (0:10.60)	0:34.46 [9] (0:10.92)	0:23.54 [9] (0:11.43)	0:12.11 [9] (0:12.11)	6.09L	0:34.46	+1
10	8 BUSHMAN LEGACY Nathan Thomas	8	68.6 800m	0:10.70 800m	0:59.67 [10] (0:13.88)	0:45.79 [10] (0:10.70)	0:35.09 [10] (0:11.18)	0:23.91 [10] (0:11.72)	0:12.19 [10] (0:12.19)	10.56L	0:35.09	-1



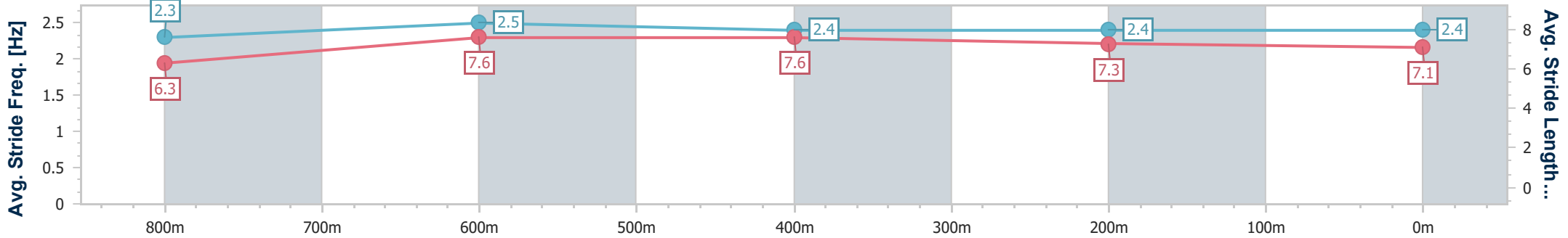
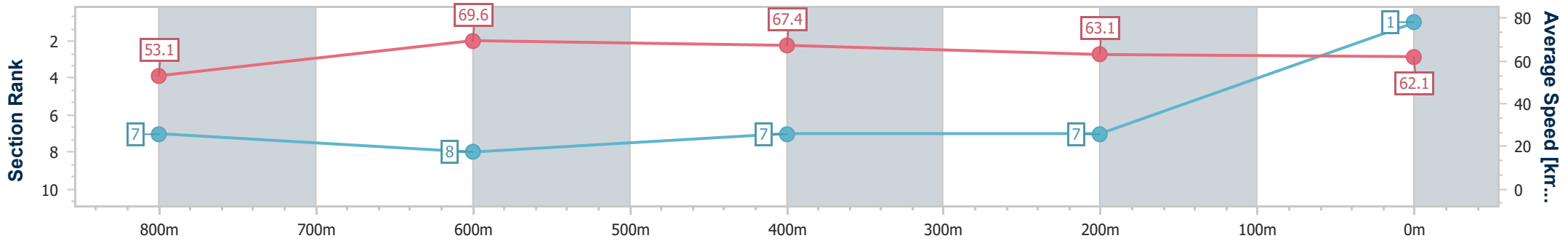
Horse/Jockey Name	Tsunami Force
Final Rank	1
Fastest Section Time (Section)	0:10.43 (800m)
Top Speed [km/h] (Section)	70.8 (800m)
Race State	Finished



Townsville QLD Professional
 Race 2: T F WOOLLAM Maiden Handicap - 1000m
 08 June 2024 - 14:32
 Track Rating: Soft 5, Weather: Sunny, Rail Position: True



Section	Overall	800m	600m	400m	200m
Section Times	0:57.88 [1] (0:13.55)	0:44.33 [7] (0:10.43)	0:33.90 [8] (0:10.79)	0:23.11 [7] (0:11.52)	0:11.59 [7] (0:11.59)
Average Speed [km/h]	53.1	69.6	67.4	63.1	62.1
Top Speed [km/h]	68.6	70.8	70.3	64.7	64.4
Avg. Dist. to Rail [m]	8.2	2.6	2.5	5.0	7.3
Avg. Stride Freq. [Hz]	2.3	2.5	2.4	2.4	2.4
Avg. Stride Length [m]	6.3	7.6	7.6	7.3	7.1



- [] Ranking at each section and finish
- .-.- No data available at this section
- NA No data available



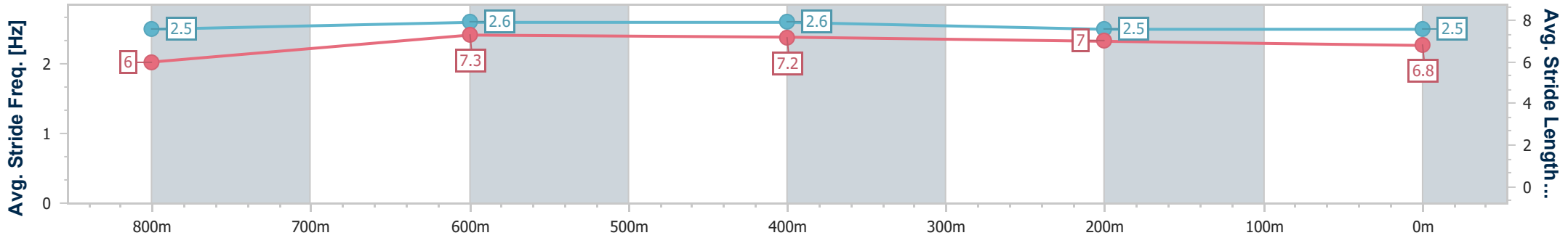
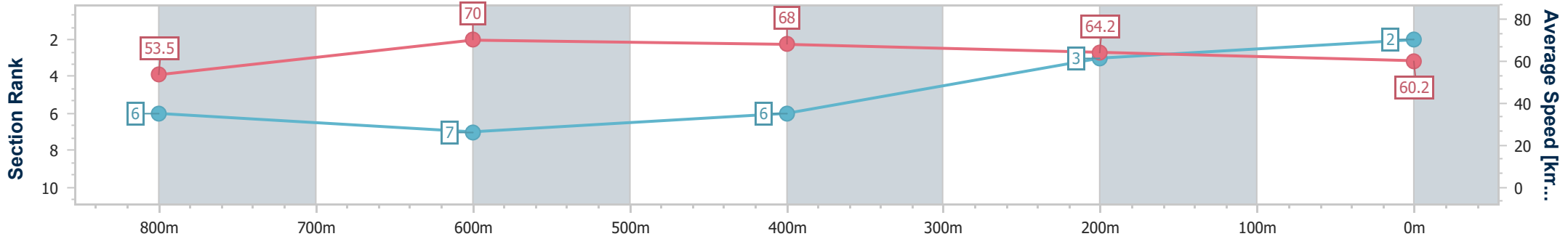
Horse/Jockey Name	Mrs Gloop
Final Rank	2
Fastest Section Time (Section)	0:10.42 (800m)
Top Speed [km/h] (Section)	71.1 (800m)
Race State	Finished



Townsville QLD Professional
 Race 2: T F WOOLLAM Maiden Handicap - 1000m
 08 June 2024 - 14:32
 Track Rating: Soft 5, Weather: Sunny, Rail Position: True



Section	Overall	800m	600m	400m	200m
Section Times	0:58.03 [2] (0:13.46)	0:44.57 [6] (0:10.42)	0:34.15 [7] (0:10.82)	0:23.33 [6] (0:11.35)	0:11.98 [3] (0:11.98)
Average Speed [km/h]	53.5	70.0	68.0	64.2	60.2
Top Speed [km/h]	69.6	71.1	71.0	66.4	61.8
Avg. Dist. to Rail [m]	9.4	3.6	4.2	6.4	7.1
Avg. Stride Freq. [Hz]	2.5	2.6	2.6	2.5	2.5
Avg. Stride Length [m]	6.0	7.3	7.2	7.0	6.8



- [] Ranking at each section and finish
- .-.- No data available at this section
- NA No data available



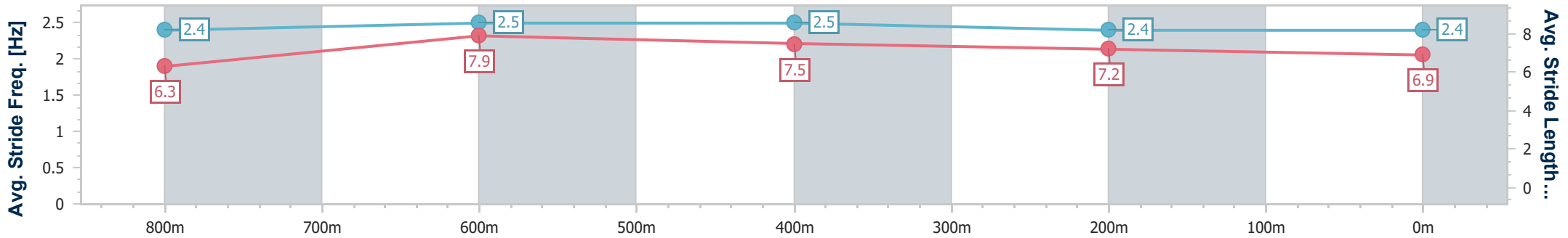
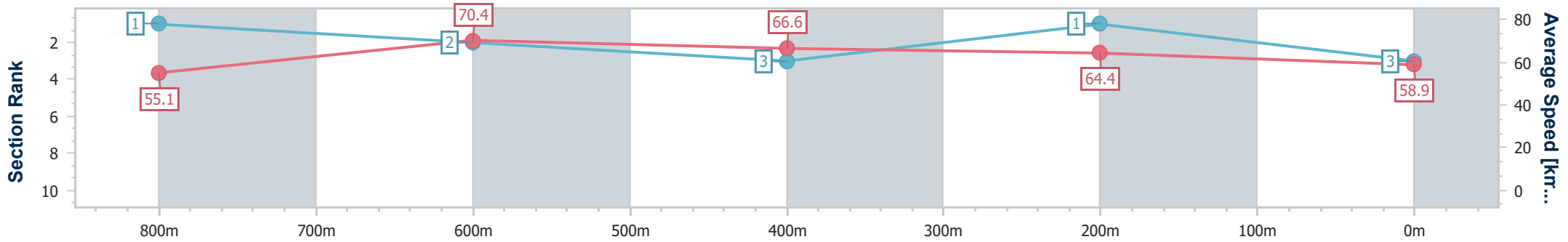
Horse/Jockey Name	Effeminate
Final Rank	3
Fastest Section Time (Section)	0:10.34 (800m)
Top Speed [km/h] (Section)	70.8 (800m)
Race State	Finished



Townsville QLD Professional
 Race 2: T F WOOLLAM Maiden Handicap - 1000m
 08 June 2024 - 14:32
 Track Rating: Soft 5, Weather: Sunny, Rail Position: True



Section	Overall	800m	600m	400m	200m
Section Times	0:58.08 [3] (0:13.09)	0:44.99 [1] (0:10.34)	0:34.65 [2] (0:11.05)	0:23.60 [3] (0:11.34)	0:12.26 [1] (0:12.26)
Average Speed [km/h]	55.1	70.4	66.6	64.4	58.9
Top Speed [km/h]	69.7	70.8	69.1	65.8	62.1
Avg. Dist. to Rail [m]	8.2	3.3	4.4	5.3	3.5
Avg. Stride Freq. [Hz]	2.4	2.5	2.5	2.4	2.4
Avg. Stride Length [m]	6.3	7.9	7.5	7.2	6.9



- [] Ranking at each section and finish
- .-.- No data available at this section
- NA No data available



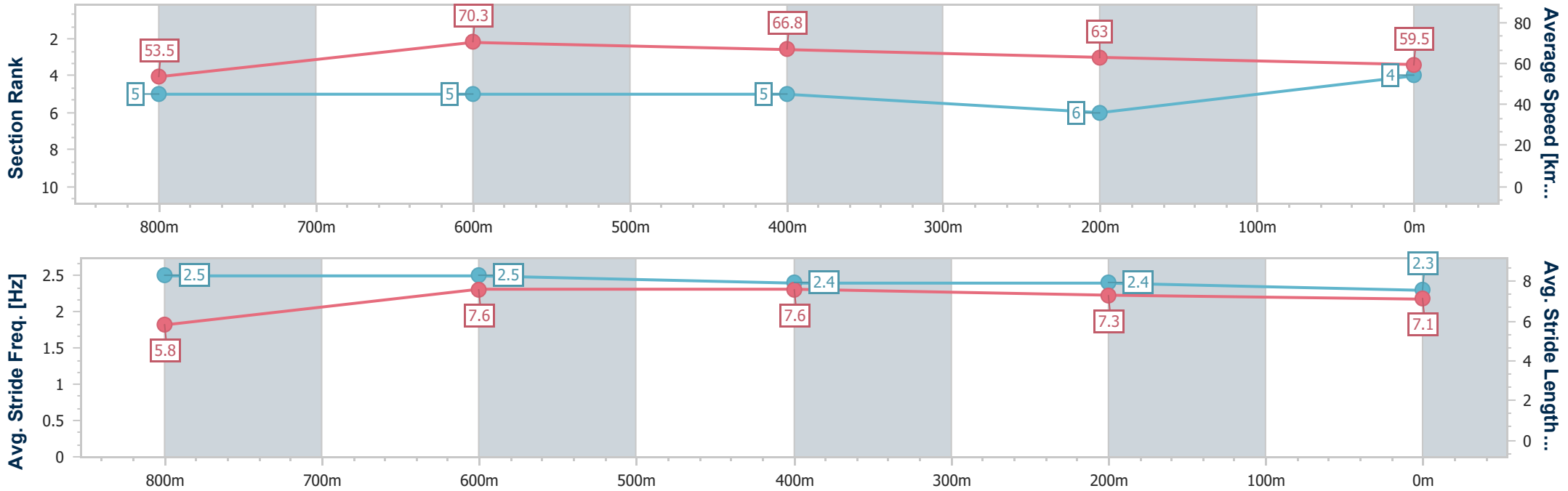
Horse/Jockey Name	Hardtocrack
Final Rank	4
Fastest Section Time (Section)	0:10.37 (800m)
Top Speed [km/h] (Section)	73.0 (Overall)
Race State	Finished



Townsville QLD Professional
 Race 2: T F WOOLLAM Maiden Handicap - 1000m
 08 June 2024 - 14:32
 Track Rating: Soft 5, Weather: Sunny, Rail Position: True



Section	Overall	800m	600m	400m	200m
Section Times	0:58.32 [4] (0:13.44)	0:44.88 [5] (0:10.37)	0:34.51 [5] (0:10.86)	0:23.65 [5] (0:11.53)	0:12.12 [6] (0:12.12)
Average Speed [km/h]	53.5	70.3	66.8	63.0	59.5
Top Speed [km/h]	73.0	72.5	69.3	65.0	62.9
Avg. Dist. to Rail [m]	8.0	3.3	2.0	2.4	2.8
Avg. Stride Freq. [Hz]	2.5	2.5	2.4	2.4	2.3
Avg. Stride Length [m]	5.8	7.6	7.6	7.3	7.1



- [] Ranking at each section and finish
- .-.- No data available at this section
- NA No data available



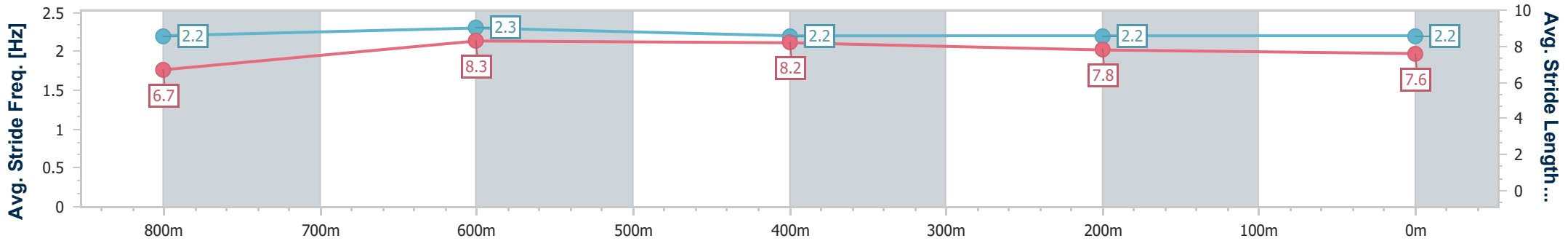
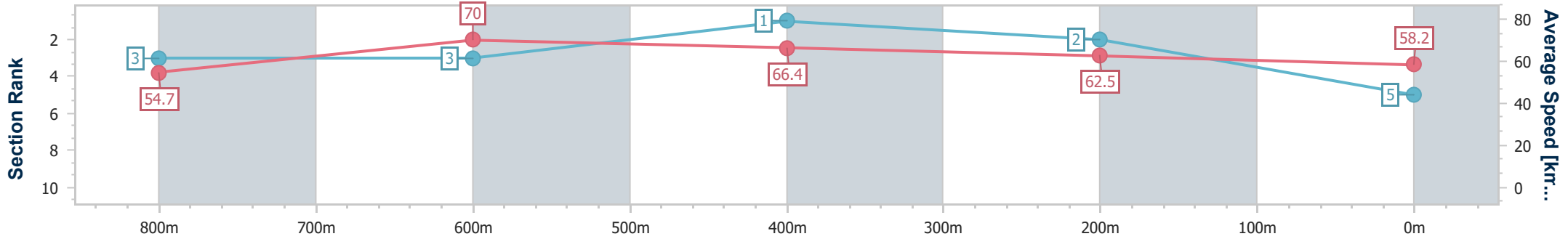
Horse/Jockey Name	Enuff Stop It
Final Rank	5
Fastest Section Time (Section)	0:10.34 (800m)
Top Speed [km/h] (Section)	71.8 (Overall)
Race State	Finished



Townsville QLD Professional
 Race 2: T F WOOLLAM Maiden Handicap - 1000m
 08 June 2024 - 14:32
 Track Rating: Soft 5, Weather: Sunny, Rail Position: True



Section	Overall	800m	600m	400m	200m
Section Times	0:58.38 [5] (0:13.16)	0:45.22 [3] (0:10.34)	0:34.88 [3] (0:10.95)	0:23.93 [1] (0:11.58)	0:12.35 [2] (0:12.35)
Average Speed [km/h]	54.7	70.0	66.4	62.5	58.2
Top Speed [km/h]	71.8	71.7	68.4	64.4	60.9
Avg. Dist. to Rail [m]	4.1	1.7	1.7	2.6	3.1
Avg. Stride Freq. [Hz]	2.2	2.3	2.2	2.2	2.2
Avg. Stride Length [m]	6.7	8.3	8.2	7.8	7.6



- [] Ranking at each section and finish
- .-.- No data available at this section
- NA No data available



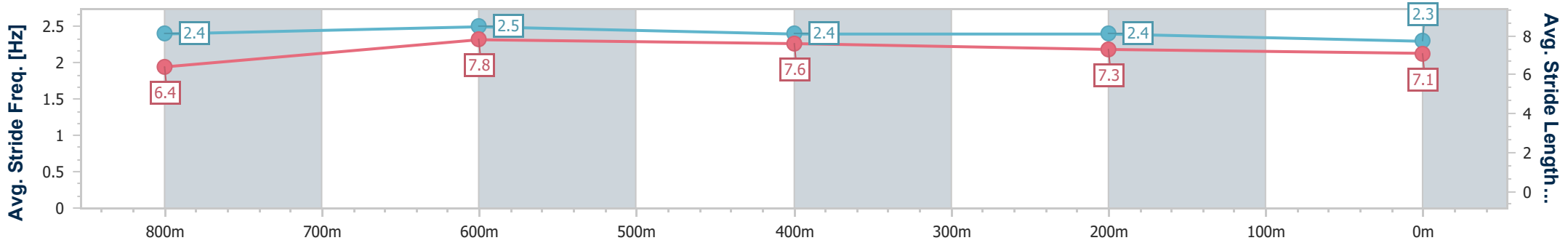
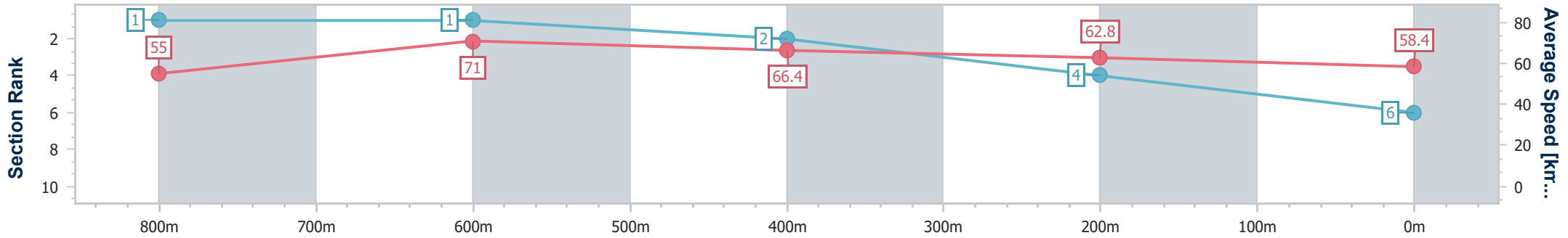
Horse/Jockey Name	Zaboog
Final Rank	6
Fastest Section Time (Section)	0:10.25 (800m)
Top Speed [km/h] (Section)	73.2 (800m)
Race State	Finished



Townsville QLD Professional
 Race 2: T F WOOLLAM Maiden Handicap - 1000m
 08 June 2024 - 14:32
 Track Rating: Soft 5, Weather: Sunny, Rail Position: True



Section	Overall	800m	600m	400m	200m
Section Times	0:58.41 [6] (0:13.09)	0:45.32 [1] (0:10.25)	0:35.07 [1] (0:11.12)	0:23.95 [2] (0:11.63)	0:12.32 [4] (0:12.32)
Average Speed [km/h]	55.0	71.0	66.4	62.8	58.4
Top Speed [km/h]	71.1	73.2	69.0	64.7	60.9
Avg. Dist. to Rail [m]	6.8	3.1	5.2	5.6	2.0
Avg. Stride Freq. [Hz]	2.4	2.5	2.4	2.4	2.3
Avg. Stride Length [m]	6.4	7.8	7.6	7.3	7.1



- [] Ranking at each section and finish
- .-.- No data available at this section
- NA No data available



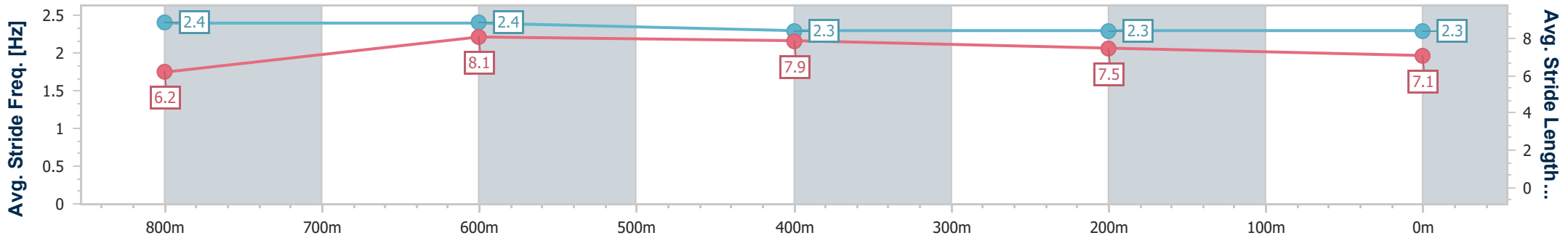
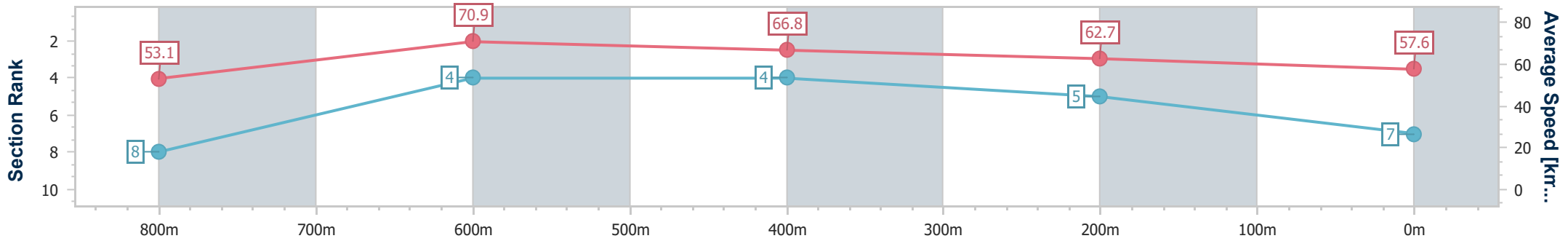
Horse/Jockey Name	Mummification
Final Rank	7
Fastest Section Time (Section)	0:10.20 (800m)
Top Speed [km/h] (Section)	72.7 (800m)
Race State	Finished



Townsville QLD Professional
 Race 2: T F WOOLLAM Maiden Handicap - 1000m
 08 June 2024 - 14:32
 Track Rating: Soft 5, Weather: Sunny, Rail Position: True



Section	Overall	800m	600m	400m	200m
Section Times	0:58.66 [7] (0:13.56)	0:45.10 [8] (0:10.20)	0:34.90 [4] (0:10.84)	0:24.06 [4] (0:11.56)	0:12.50 [5] (0:12.50)
Average Speed [km/h]	53.1	70.9	66.8	62.7	57.6
Top Speed [km/h]	72.3	72.7	70.3	64.7	60.6
Avg. Dist. to Rail [m]	5.3	1.7	1.2	3.7	4.1
Avg. Stride Freq. [Hz]	2.4	2.4	2.3	2.3	2.3
Avg. Stride Length [m]	6.2	8.1	7.9	7.5	7.1



- [] Ranking at each section and finish
- .-.- No data available at this section
- NA No data available



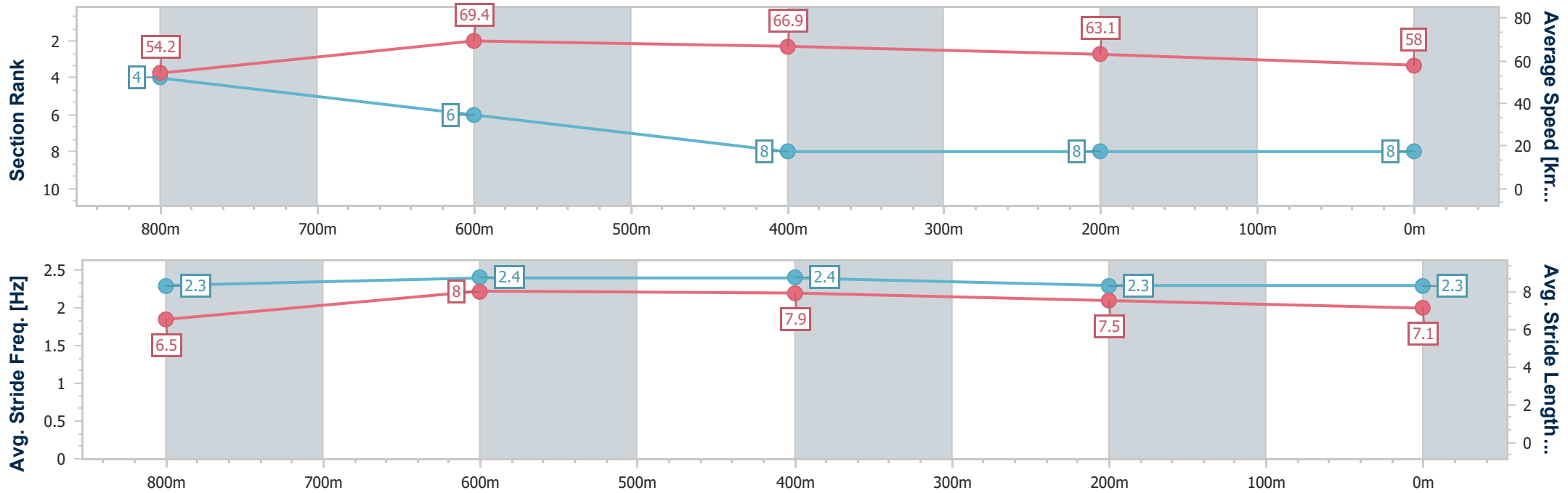
Horse/Jockey Name	Electric Hashmal
Final Rank	8
Fastest Section Time (Section)	0:10.57 (800m)
Top Speed [km/h] (Section)	70.5 (800m)
Race State	Finished



Townsville QLD Professional
 Race 2: T F WOOLLAM Maiden Handicap - 1000m
 08 June 2024 - 14:32
 Track Rating: Soft 5, Weather: Sunny, Rail Position: True



Section	Overall	800m	600m	400m	200m
Section Times	0:58.85 [8] (0:13.29)	0:45.56 [4] (0:10.57)	0:34.99 [6] (0:11.01)	0:23.98 [8] (0:11.54)	0:12.44 [8] (0:12.44)
Average Speed [km/h]	54.2	69.4	66.9	63.1	58.0
Top Speed [km/h]	68.8	70.5	69.1	64.9	61.6
Avg. Dist. to Rail [m]	12.2	5.2	4.5	7.3	8.6
Avg. Stride Freq. [Hz]	2.3	2.4	2.4	2.3	2.3
Avg. Stride Length [m]	6.5	8.0	7.9	7.5	7.1



- [] Ranking at each section and finish
- .-.- No data available at this section
- NA No data available



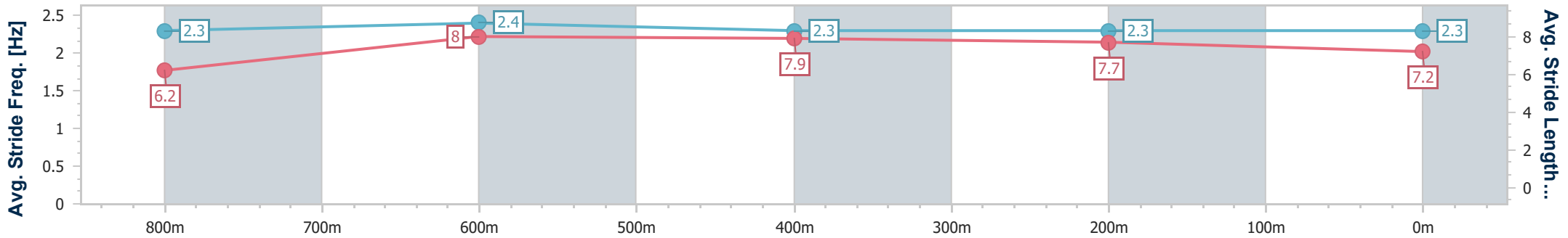
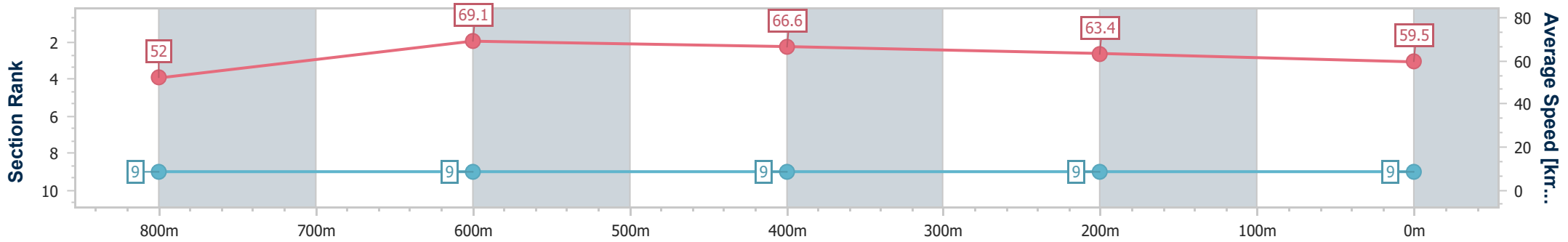
Horse/Jockey Name	Arturetta
Final Rank	9
Fastest Section Time (Section)	0:10.60 (800m)
Top Speed [km/h] (Section)	70.0 (800m)
Race State	Finished



Townsville QLD Professional
 Race 2: T F WOOLLAM Maiden Handicap - 1000m
 08 June 2024 - 14:32
 Track Rating: Soft 5, Weather: Sunny, Rail Position: True



Section	Overall	800m	600m	400m	200m
Section Times	0:58.91 [9] (0:13.85)	0:45.06 [9] (0:10.60)	0:34.46 [9] (0:10.92)	0:23.54 [9] (0:11.43)	0:12.11 [9] (0:12.11)
Average Speed [km/h]	52.0	69.1	66.6	63.4	59.5
Top Speed [km/h]	68.6	70.0	68.7	65.4	61.6
Avg. Dist. to Rail [m]	12.0	4.5	2.2	4.8	9.6
Avg. Stride Freq. [Hz]	2.3	2.4	2.3	2.3	2.3
Avg. Stride Length [m]	6.2	8.0	7.9	7.7	7.2



- [] Ranking at each section and finish
- .-.- No data available at this section
- NA No data available



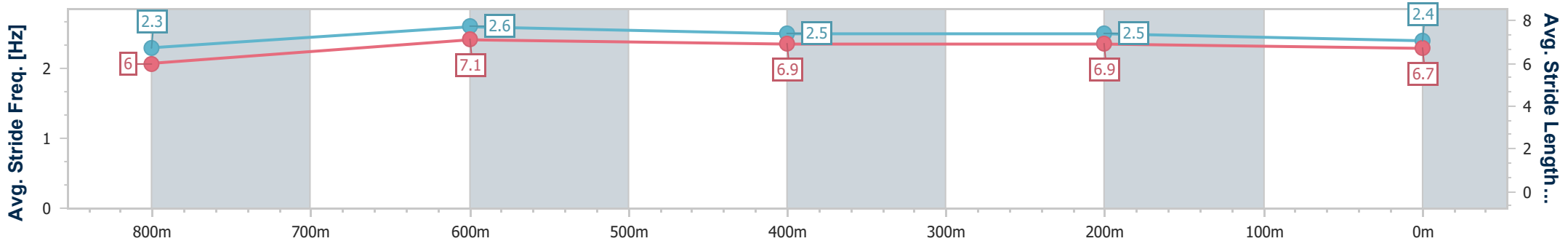
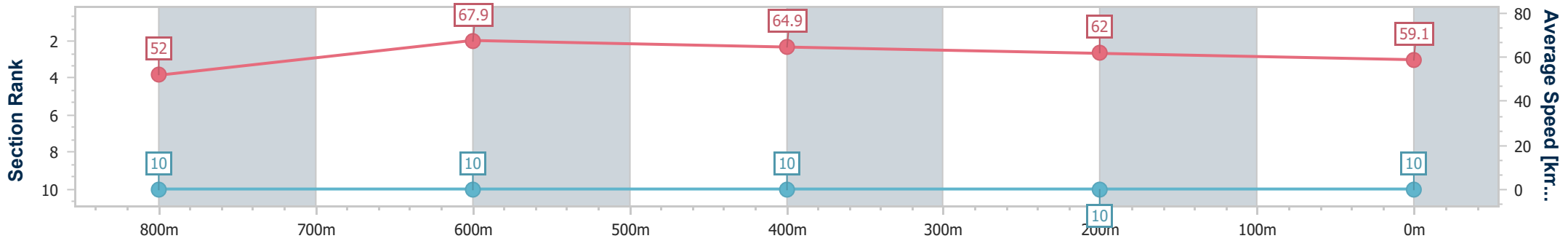
Horse/Jockey Name	Bushman Legacy
Final Rank	10
Fastest Section Time (Section)	0:10.70 (800m)
Top Speed [km/h] (Section)	68.6 (800m)
Race State	Finished



Townsville QLD Professional
 Race 2: T F WOOLLAM Maiden Handicap - 1000m
 08 June 2024 - 14:32
 Track Rating: Soft 5, Weather: Sunny, Rail Position: True



Section	Overall	800m	600m	400m	200m
Section Times	0:59.67 [10] (0:13.88)	0:45.79 [10] (0:10.70)	0:35.09 [10] (0:11.18)	0:23.91 [10] (0:11.72)	0:12.19 [10] (0:12.19)
Average Speed [km/h]	52.0	67.9	64.9	62.0	59.1
Top Speed [km/h]	68.3	68.6	66.5	63.5	61.4
Avg. Dist. to Rail [m]	10.6	2.8	1.3	6.2	5.4
Avg. Stride Freq. [Hz]	2.3	2.6	2.5	2.5	2.4
Avg. Stride Length [m]	6.0	7.1	6.9	6.9	6.7



- [] Ranking at each section and finish
- .-.- No data available at this section
- NA No data available