



Sunshine Coast QLD Professional

Race 1: TEWANTIN NOOSA RSL SUB BRANCH Maiden Plate - 1600m

09 June 2024 - 12:14



Track Rating: Soft 6, Weather: Fine, Rail Position: +5m

Section		Overall	1400m	1200m	1000m	800m	600m	400m	Last 600m				
Field Times		1:39.21 (0:13.72)	1:25.49 (0:11.50)	1:13.99 (0:11.46)	1:02.53 (0:12.13)	0:50.40 (0:12.66)	0:37.74 (0:12.70)	0:25.04 (0:12.22)	0:37.74				
Rank	TAB Horse/Jockey	Barrier	Top Speed [km/h]	Fastest Section									Distance Travelled [m]
1	10 SHADED Michael Rodd	14	65.9 1400m	0:11.25 1400m	1:39.21 [1] (0:13.97)	1:25.24 [4] (0:11.25)	1:13.99 [1] (0:11.51)	1:02.48 [2] (0:12.24)	0:50.24 [2] (0:12.70)	0:37.54 [2] (0:12.50)	0:25.04 [2] (0:12.22)	0:37.54	
2	3 IL TORO D'ORO Vlad Duric	10	62.6 1400m	0:11.87 1200m	1:39.45 [2] (0:14.25)	1:25.20 [8] (0:11.88)	1:13.32 [8] (0:11.87)	1:01.45 [8] (0:12.21)	0:49.24 [8] (0:12.31)	0:36.93 [8] (0:12.26)	0:24.67 [8] (0:11.95)	0:36.93	+2
3	15 MIDORI MOVER Jim Byrne	4	63.4 1400m	0:11.59 1400m	1:39.46 [3] (0:13.86)	1:25.60 [2] (0:11.59)	1:14.01 [4] (0:11.90)	1:02.11 [4] (0:12.26)	0:49.85 [5] (0:12.53)	0:37.32 [5] (0:12.26)	0:25.06 [5] (0:12.12)	0:37.32	+0
4	5 NITROGEN Damien Thornton	1	62.9 Overall	0:11.72 1400m	1:39.91 [4] (0:14.19)	1:25.72 [7] (0:11.72)	1:14.00 [7] (0:11.89)	1:02.11 [7] (0:12.18)	0:49.93 [7] (0:12.31)	0:37.62 [7] (0:12.34)	0:25.28 [6] (0:12.15)	0:37.62	-3
5	7 VIKING BLOOD Justin Huxtable	11	62.7 600m	0:11.81 1200m	1:40.35 [5] (0:14.67)	1:25.68 [11] (0:12.12)	1:13.56 [11] (0:11.81)	1:01.75 [11] (0:12.26)	0:49.49 [11] (0:12.17)	0:37.32 [11] (0:11.84)	0:25.48 [10] (0:12.29)	0:37.32	-6
6	11 THE MANAGER Michael Cahill	5	65.3 1400m	0:11.35 1400m	1:40.43 [6] (0:14.00)	1:26.43 [5] (0:11.35)	1:15.08 [3] (0:11.82)	1:03.26 [3] (0:12.31)	0:50.95 [3] (0:12.52)	0:38.43 [4] (0:12.40)	0:26.03 [4] (0:12.46)	0:38.43	-1
7	6 THE BEST BAD BOY Jake Bayliss	2	65.5 Overall	0:11.62 1400m	1:40.52 [7] (0:13.90)	1:26.62 [3] (0:11.62)	1:15.00 [5] (0:11.87)	1:03.13 [5] (0:12.13)	0:51.00 [4] (0:12.43)	0:38.57 [3] (0:12.43)	0:26.14 [3] (0:12.49)	0:38.57	-5
8	2 GLENRAY'S MATE Andrew Spinks	9	61.7 1400m	0:11.82 1200m	1:40.82 [8] (0:14.44)	1:26.38 [10] (0:12.15)	1:14.23 [10] (0:11.82)	1:02.41 [10] (0:12.16)	0:50.25 [10] (0:12.17)	0:38.08 [9] (0:12.12)	0:25.96 [9] (0:12.34)	0:38.08	+1
9	1 FRANKEL MOON Kyle Wilson-Taylor	3	62.8 1400m	0:11.74 1400m	1:41.49 [9] (0:14.11)	1:27.38 [6] (0:11.74)	1:15.64 [6] (0:11.90)	1:03.74 [6] (0:12.18)	0:51.56 [6] (0:12.34)	0:39.22 [6] (0:12.48)	0:26.74 [7] (0:12.58)	0:39.22	+1
10	4 LUCIFER THE CAT Marnu Potgieter	12	64.4 1200m	0:11.43 1200m	1:41.79 [10] (0:13.72)	1:28.07 [1] (0:11.53)	1:16.54 [2] (0:11.43)	1:05.11 [1] (0:12.13)	0:52.98 [1] (0:12.66)	0:40.32 [1] (0:12.70)	0:27.62 [1] (0:13.15)	0:40.32	-6

Scratched: Dulverton Charm (#8), Gavin (#9), Helluva Soiree (#14), Call Me Crazy (#13)

[] Ranking at each section and finish
 -:-:- No data available at this section
 NA No data available

SCN Saddle cloth number
 DNF Did not finish
 DNT Did not track



Sunshine Coast QLD Professional

Race 1: TEWANTIN NOOSA RSL SUB BRANCH Maiden Plate - 1600m

09 June 2024 - 12:14



Track Rating: Soft 6, Weather: Fine, Rail Position: +5m

Section	Overall	1400m	1200m	1000m	800m	600m	400m	Last 600m
Field Times	1:39.21 (0:13.72)	1:25.49 (0:11.50)	1:13.99 (0:11.46)	1:02.53 (0:12.13)	0:50.40 (0:12.66)	0:37.74 (0:12.70)	0:25.04 (0:12.22)	0:37.74

Rank	TAB	Horse/Jockey	Barrier	Top Speed [km/h]	Fastest Section	Distance Travelled [m]
11	12	MAIL LADY	7	62.3	0:11.84	
		Tahlia Fenlon		1200m	1200m	-8

Scratched: Dulverton Charm (#8), Gavin (#9), Helluva Soiree (#14), Call Me Crazy (#13)

[] Ranking at each section and finish
 -:-:- No data available at this section
 NA No data available

SCN Saddle cloth number
 DNF Did not finish
 DNT Did not track



Sunshine Coast QLD Professional

Race 1: TEWANTIN NOOSA RSL SUB BRANCH Maiden Plate - 1600m

09 June 2024 - 12:14



Track Rating: Soft 6, Weather: Fine, Rail Position: +5m

Section				200m				Last 600m	
Field Times				0:12.82 (0:12.82)				0:37.74	
Rank	TAB	Horse/Jockey	Barrier	Top Speed [km/h]	Fastest Section	Margin			Distance Travelled [m]
1	10	SHADED Michael Rodd	14	65.9 1400m	0:11.25 1400m	0:12.82 [1] (0:12.82)	1:39.21		0:37.54
2	3	IL TORO D'ORO Vlad Duric	10	62.6 1400m	0:11.87 1200m	0:12.72 [3] (0:12.72)	1.3L		0:36.93 +2
3	15	MIDORI MOVER Jim Byrne	4	63.4 1400m	0:11.59 1400m	0:12.94 [2] (0:12.94)	1.4L		0:37.32 +0
4	5	NITROGEN Damien Thornton	1	62.9 Overall	0:11.72 1400m	0:13.13 [4] (0:13.13)	3.9L		0:37.62 -3
5	7	VIKING BLOOD Justin Huxtable	11	62.7 600m	0:11.81 1200m	0:13.19 [7] (0:13.19)	6.4L		0:37.32 -6
6	11	THE MANAGER Michael Cahill	5	65.3 1400m	0:11.35 1400m	0:13.57 [5] (0:13.57)	6.7L		0:38.43 -1
7	6	THE BEST BAD BOY Jake Bayliss	2	65.5 Overall	0:11.62 1400m	0:13.65 [6] (0:13.65)	7.1L		0:38.57 -5
8	2	GLENRAY'S MATE Andrew Spinks	9	61.7 1400m	0:11.82 1200m	0:13.62 [8] (0:13.62)	8.9L		0:38.08 +1
9	1	FRANKEL MOON Kyle Wilson-Taylor	3	62.8 1400m	0:11.74 1400m	0:14.16 [10] (0:14.16)	12.7L		0:39.22 +1
10	4	LUCIFER THE CAT Marnu Potgieter	12	64.4 1200m	0:11.43 1200m	0:14.47 [9] (0:14.47)	14.2L		0:40.32 -6

Scratched: Dulverton Charm (#8), Gavin (#9), Helluva Soiree (#14), Call Me Crazy (#13)

[] Ranking at each section and finish
 -:-:- No data available at this section
 NA No data available

SCN Saddle cloth number
 DNF Did not finish
 DNT Did not track



Sunshine Coast QLD Professional
Race 1: TEWANTIN NOOSA RSL SUB BRANCH Maiden Plate - 1600m
09 June 2024 - 12:14



Track Rating: Soft 6, Weather: Fine, Rail Position: +5m

Section		200m		Last 600m		
Field Times		0:12.82 (0:12.82)		0:37.74		
Rank	TAB Horse/Jockey	Barrier	Top Speed [km/h]	Fastest Section	Margin	Distance Travelled [m]
11	12 MAIL LADY	7	62.3	0:11.84	0:13.90 [11]	15L
	Tahlia Fenlon		1200m	1200m	(0:13.90)	0:39.14 -8

Scratched: Dulverton Charm (#8), Gavin (#9), Helluva Soiree (#14), Call Me Crazy (#13)

[] Ranking at each section and finish
 -:-:- No data available at this section
 NA No data available

SCN Saddle cloth number
 DNF Did not finish
 DNT Did not track



Horse/Jockey Name	Shaded
Final Rank	1
Fastest Section Time (Section)	0:11.25 (1400m)
Top Speed [km/h] (Section)	65.9 (1400m)
Race State	Finished



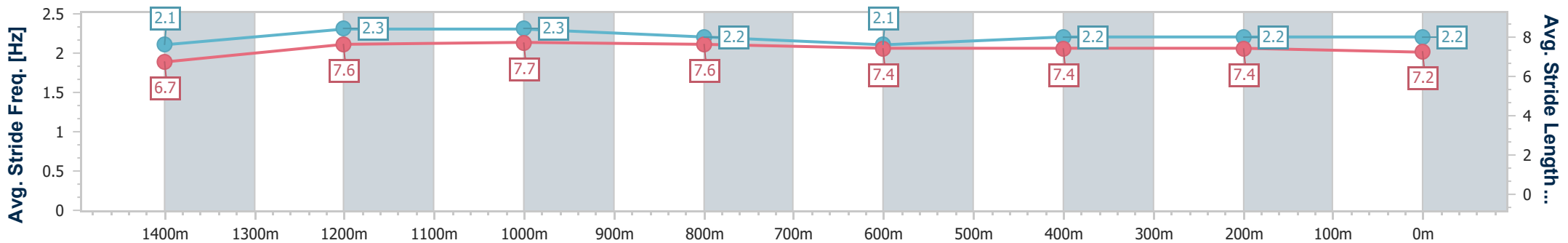
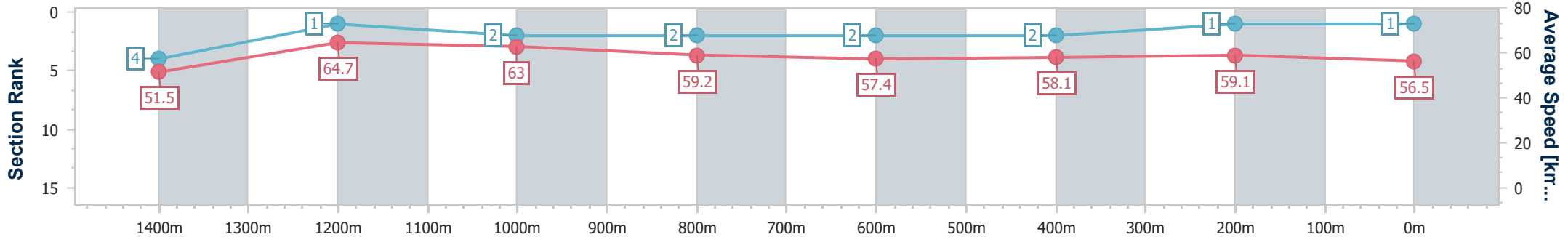
Sunshine Coast QLD Professional
Race 1: TEWANTIN NOOSA RSL SUB BRANCH Maiden Plate - 1600m



09 June 2024 - 12:14

Track Rating: Soft 6, Weather: Fine, Rail Position: +5m

Section	Overall	1400m	1200m	1000m	800m	600m	400m	200m
Section Times	1:39.21 [1] (0:13.97)	1:25.24 [4] (0:11.25)	1:13.99 [1] (0:11.51)	1:02.48 [2] (0:12.24)	0:50.24 [2] (0:12.70)	0:37.54 [2] (0:12.50)	0:25.04 [2] (0:12.22)	0:12.82 [1] (0:12.82)
Average Speed [km/h]	51.5	64.7	63.0	59.2	57.4	58.1	59.1	56.5
Top Speed [km/h]	64.9	65.9	64.1	60.3	58.6	59.1	59.6	58.3
Avg. Dist. to Rail [m]	10.0	5.0	4.1	3.1	2.4	1.5	1.6	3.0
Avg. Stride Freq. [Hz]	2.1	2.3	2.3	2.2	2.1	2.2	2.2	2.2
Avg. Stride Length [m]	6.7	7.6	7.7	7.6	7.4	7.4	7.4	7.2



- [] Ranking at each section and finish
- .-.- No data available at this section
- NA No data available



Horse/Jockey Name	Il Toro D'oro
Final Rank	2
Fastest Section Time (Section)	0:11.87 (1200m)
Top Speed [km/h] (Section)	62.6 (1400m)
Race State	Finished



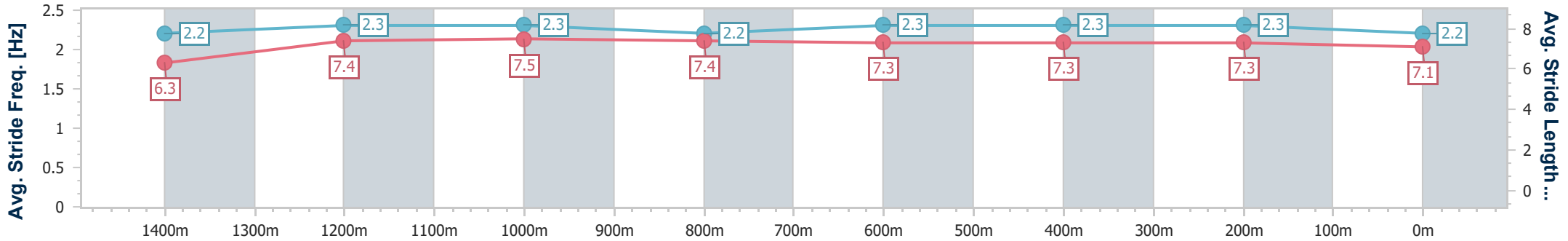
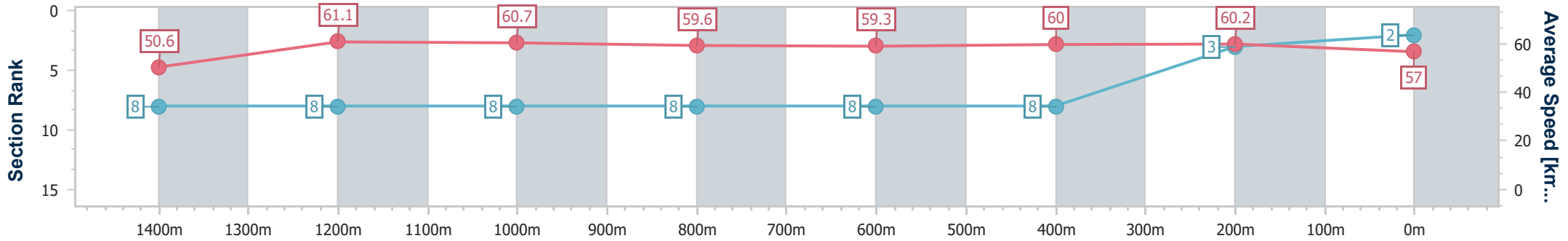
Sunshine Coast QLD Professional
Race 1: TEWANTIN NOOSA RSL SUB BRANCH Maiden Plate - 1600m



09 June 2024 - 12:14

Track Rating: Soft 6, Weather: Fine, Rail Position: +5m

Section	Overall	1400m	1200m	1000m	800m	600m	400m	200m
Section Times	1:39.45 [2] (0:14.25)	1:25.20 [8] (0:11.88)	1:13.32 [8] (0:11.87)	1:01.45 [8] (0:12.21)	0:49.24 [8] (0:12.31)	0:36.93 [8] (0:12.26)	0:24.67 [8] (0:11.95)	0:12.72 [3] (0:12.72)
Average Speed [km/h]	50.6	61.1	60.7	59.6	59.3	60.0	60.2	57.0
Top Speed [km/h]	61.8	62.6	61.7	60.2	59.8	60.5	61.2	59.4
Avg. Dist. to Rail [m]	7.1	3.3	3.1	2.8	2.6	3.9	6.8	7.4
Avg. Stride Freq. [Hz]	2.2	2.3	2.3	2.2	2.3	2.3	2.3	2.2
Avg. Stride Length [m]	6.3	7.4	7.5	7.4	7.3	7.3	7.3	7.1



- [] Ranking at each section and finish
- .-.- No data available at this section
- NA No data available



Horse/Jockey Name	Midori Mover
Final Rank	3
Fastest Section Time (Section)	0:11.59 (1400m)
Top Speed [km/h] (Section)	63.4 (1400m)
Race State	Finished



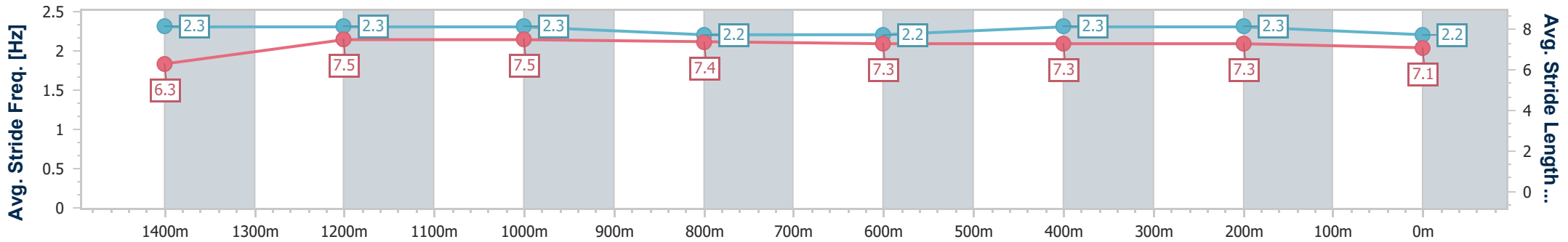
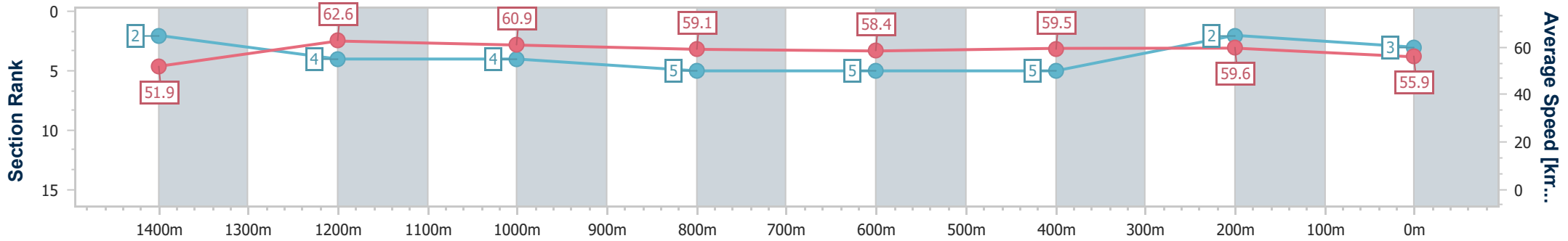
Sunshine Coast QLD Professional
Race 1: TEWANTIN NOOSA RSL SUB BRANCH Maiden Plate - 1600m



09 June 2024 - 12:14

Track Rating: Soft 6, Weather: Fine, Rail Position: +5m

Section	Overall	1400m	1200m	1000m	800m	600m	400m	200m
Section Times	1:39.46 [3] (0:13.86)	1:25.60 [2] (0:11.59)	1:14.01 [4] (0:11.90)	1:02.11 [4] (0:12.26)	0:49.85 [5] (0:12.53)	0:37.32 [5] (0:12.26)	0:25.06 [5] (0:12.12)	0:12.94 [2] (0:12.94)
Average Speed [km/h]	51.9	62.6	60.9	59.1	58.4	59.5	59.6	55.9
Top Speed [km/h]	62.0	63.4	62.1	60.0	59.4	60.6	60.3	58.0
Avg. Dist. to Rail [m]	4.7	3.4	3.2	3.0	2.5	2.7	2.7	3.8
Avg. Stride Freq. [Hz]	2.3	2.3	2.3	2.2	2.2	2.3	2.3	2.2
Avg. Stride Length [m]	6.3	7.5	7.5	7.4	7.3	7.3	7.3	7.1



- [] Ranking at each section and finish
- .-.- No data available at this section
- NA No data available



Horse/Jockey Name	Nitrogen
Final Rank	4
Fastest Section Time (Section)	0:11.72 (1400m)
Top Speed [km/h] (Section)	62.9 (Overall)
Race State	Finished



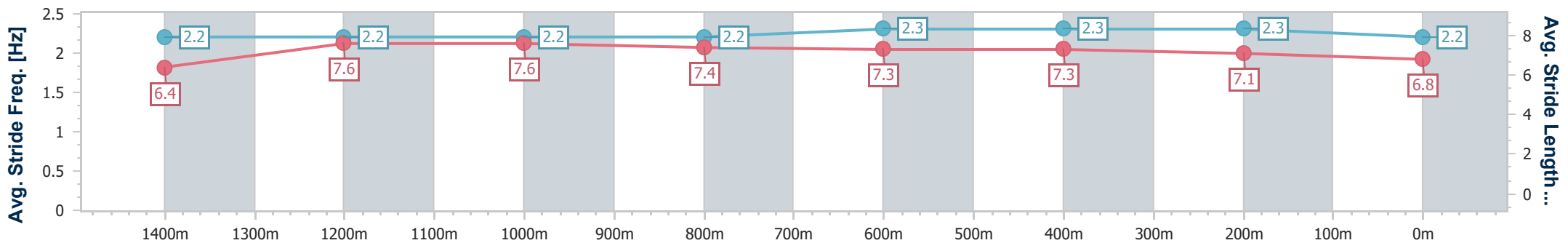
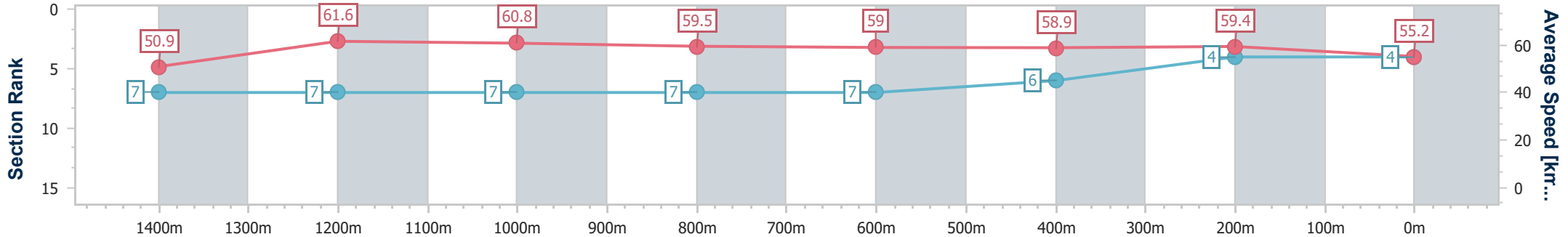
Sunshine Coast QLD Professional
Race 1: TEWANTIN NOOSA RSL SUB BRANCH Maiden Plate - 1600m



09 June 2024 - 12:14

Track Rating: Soft 6, Weather: Fine, Rail Position: +5m

Section	Overall	1400m	1200m	1000m	800m	600m	400m	200m
Section Times	1:39.91 [4] (0:14.19)	1:25.72 [7] (0:11.72)	1:14.00 [7] (0:11.89)	1:02.11 [7] (0:12.18)	0:49.93 [7] (0:12.31)	0:37.62 [7] (0:12.34)	0:25.28 [6] (0:12.15)	0:13.13 [4] (0:13.13)
Average Speed [km/h]	50.9	61.6	60.8	59.5	59.0	58.9	59.4	55.2
Top Speed [km/h]	62.9	62.2	61.8	59.9	60.1	60.4	60.2	57.3
Avg. Dist. to Rail [m]	2.2	2.3	2.4	2.1	1.5	2.0	4.6	5.1
Avg. Stride Freq. [Hz]	2.2	2.2	2.2	2.2	2.3	2.3	2.3	2.2
Avg. Stride Length [m]	6.4	7.6	7.6	7.4	7.3	7.3	7.1	6.8



- [] Ranking at each section and finish
- .-.- No data available at this section
- NA No data available



Horse/Jockey Name	Viking Blood
Final Rank	5
Fastest Section Time (Section)	0:11.81 (1200m)
Top Speed [km/h] (Section)	62.7 (600m)
Race State	Finished



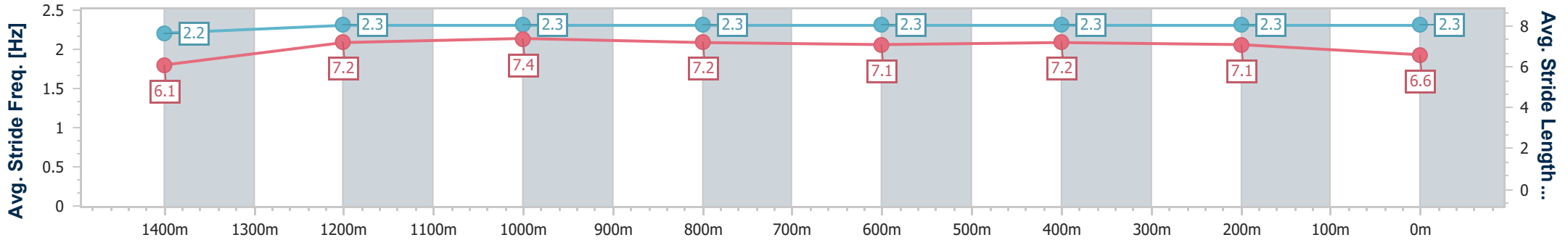
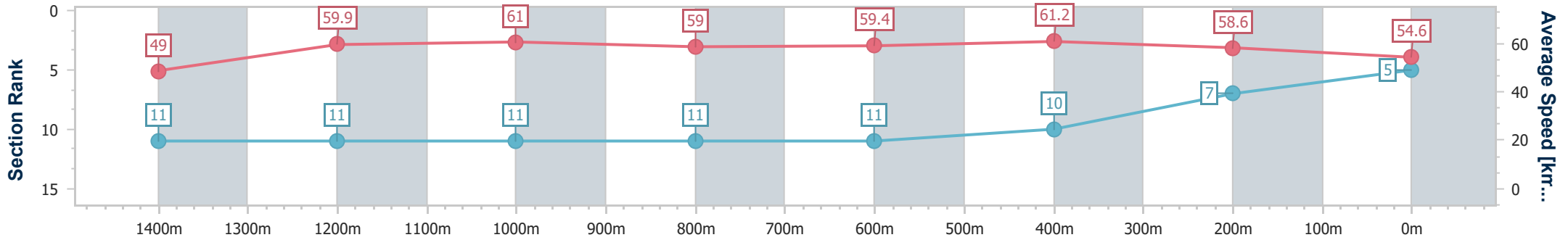
Sunshine Coast QLD Professional
Race 1: TEWANTIN NOOSA RSL SUB BRANCH Maiden Plate - 1600m



09 June 2024 - 12:14

Track Rating: Soft 6, Weather: Fine, Rail Position: +5m

Section	Overall	1400m	1200m	1000m	800m	600m	400m	200m
Section Times	1:40.35 [5] (0:14.67)	1:25.68 [11] (0:12.12)	1:13.56 [11] (0:11.81)	1:01.75 [11] (0:12.26)	0:49.49 [11] (0:12.17)	0:37.32 [11] (0:11.84)	0:25.48 [10] (0:12.29)	0:13.19 [7] (0:13.19)
Average Speed [km/h]	49.0	59.9	61.0	59.0	59.4	61.2	58.6	54.6
Top Speed [km/h]	59.9	61.5	61.8	60.4	61.2	62.7	61.2	56.4
Avg. Dist. to Rail [m]	8.0	3.0	2.2	1.9	0.7	0.9	1.7	1.3
Avg. Stride Freq. [Hz]	2.2	2.3	2.3	2.3	2.3	2.3	2.3	2.3
Avg. Stride Length [m]	6.1	7.2	7.4	7.2	7.1	7.2	7.1	6.6



- [] Ranking at each section and finish
- .-.- No data available at this section
- NA No data available



Horse/Jockey Name	The Manager
Final Rank	6
Fastest Section Time (Section)	0:11.35 (1400m)
Top Speed [km/h] (Section)	65.3 (1400m)
Race State	Finished



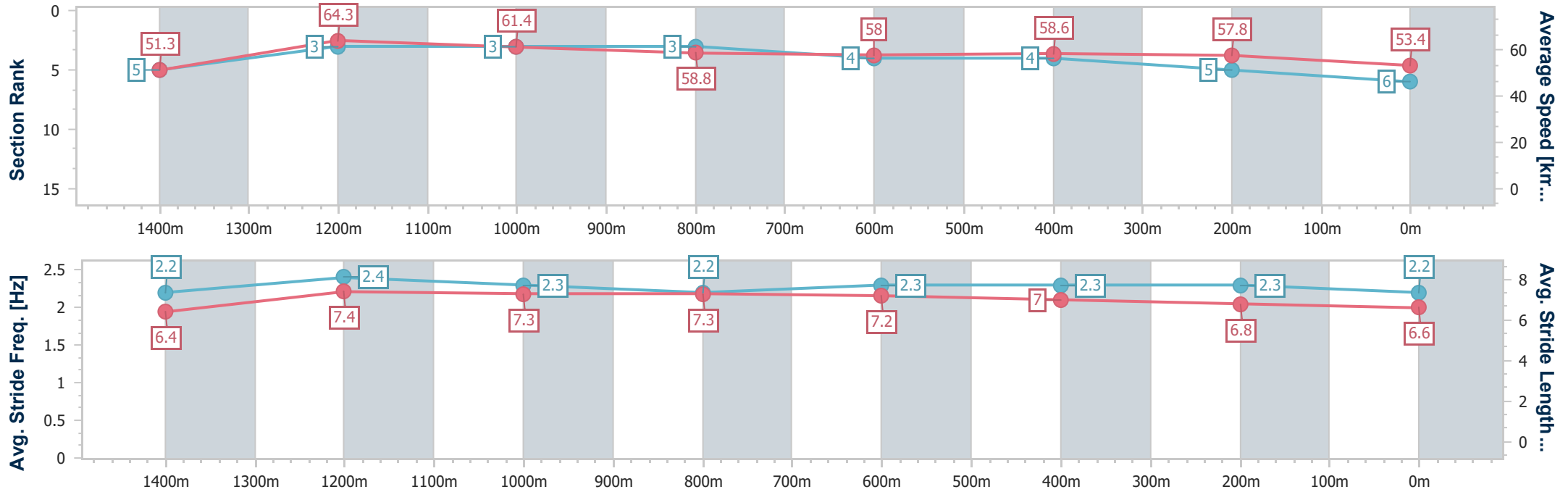
Sunshine Coast QLD Professional
Race 1: TEWANTIN NOOSA RSL SUB BRANCH Maiden Plate - 1600m



09 June 2024 - 12:14

Track Rating: Soft 6, Weather: Fine, Rail Position: +5m

Section	Overall	1400m	1200m	1000m	800m	600m	400m	200m
Section Times	1:40.43 [6] (0:14.00)	1:26.43 [5] (0:11.35)	1:15.08 [3] (0:11.82)	1:03.26 [3] (0:12.31)	0:50.95 [3] (0:12.52)	0:38.43 [4] (0:12.40)	0:26.03 [4] (0:12.46)	0:13.57 [5] (0:13.57)
Average Speed [km/h]	51.3	64.3	61.4	58.8	58.0	58.6	57.8	53.4
Top Speed [km/h]	62.8	65.3	63.4	60.2	58.4	59.2	59.2	55.9
Avg. Dist. to Rail [m]	6.4	5.5	4.2	3.1	1.1	1.7	3.0	3.2
Avg. Stride Freq. [Hz]	2.2	2.4	2.3	2.2	2.3	2.3	2.3	2.2
Avg. Stride Length [m]	6.4	7.4	7.3	7.3	7.2	7.0	6.8	6.6



- [] Ranking at each section and finish
- .-.- No data available at this section
- NA No data available



Horse/Jockey Name	The Best Bad Boy
Final Rank	7
Fastest Section Time (Section)	0:11.62 (1400m)
Top Speed [km/h] (Section)	65.5 (Overall)
Race State	Finished



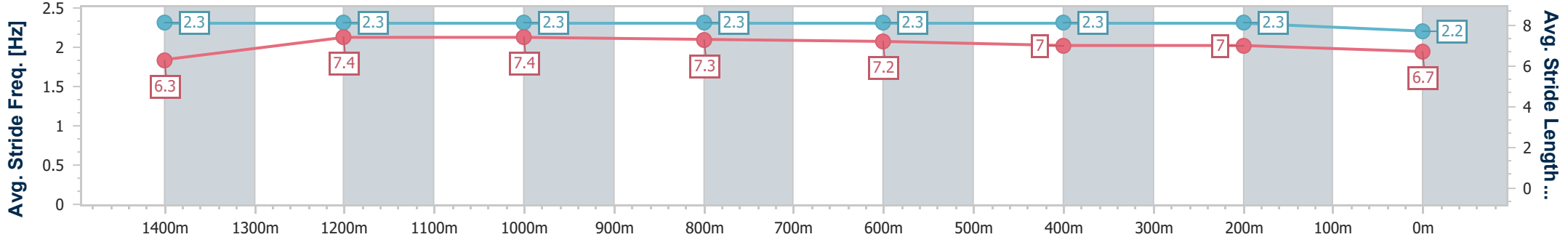
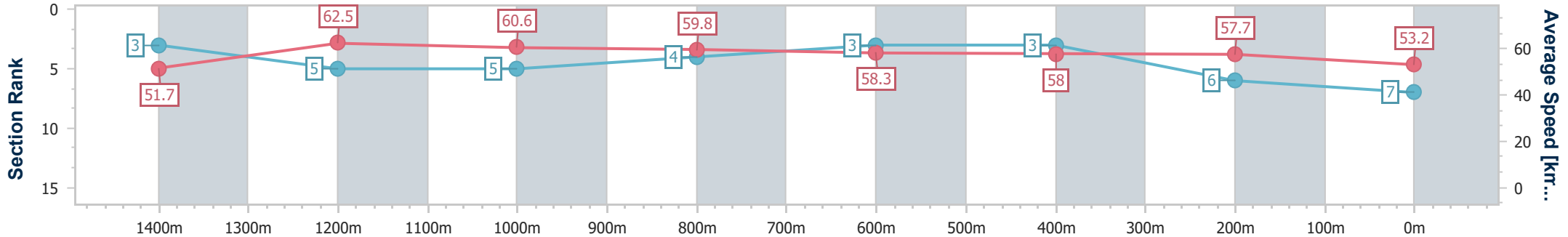
Sunshine Coast QLD Professional
Race 1: TEWANTIN NOOSA RSL SUB BRANCH Maiden Plate - 1600m



09 June 2024 - 12:14

Track Rating: Soft 6, Weather: Fine, Rail Position: +5m

Section	Overall	1400m	1200m	1000m	800m	600m	400m	200m
Section Times	1:40.52 [7] (0:13.90)	1:26.62 [3] (0:11.62)	1:15.00 [5] (0:11.87)	1:03.13 [5] (0:12.13)	0:51.00 [4] (0:12.43)	0:38.57 [3] (0:12.43)	0:26.14 [3] (0:12.49)	0:13.65 [6] (0:13.65)
Average Speed [km/h]	51.7	62.5	60.6	59.8	58.3	58.0	57.7	53.2
Top Speed [km/h]	65.5	62.7	61.7	60.3	59.2	59.1	59.0	56.3
Avg. Dist. to Rail [m]	2.9	2.2	2.2	2.0	1.3	0.6	1.8	1.9
Avg. Stride Freq. [Hz]	2.3	2.3	2.3	2.3	2.3	2.3	2.3	2.2
Avg. Stride Length [m]	6.3	7.4	7.4	7.3	7.2	7.0	7.0	6.7



- [] Ranking at each section and finish
- .-.- No data available at this section
- NA No data available



Horse/Jockey Name	Glenray's Mate
Final Rank	8
Fastest Section Time (Section)	0:11.82 (1200m)
Top Speed [km/h] (Section)	61.7 (1400m)
Race State	Finished



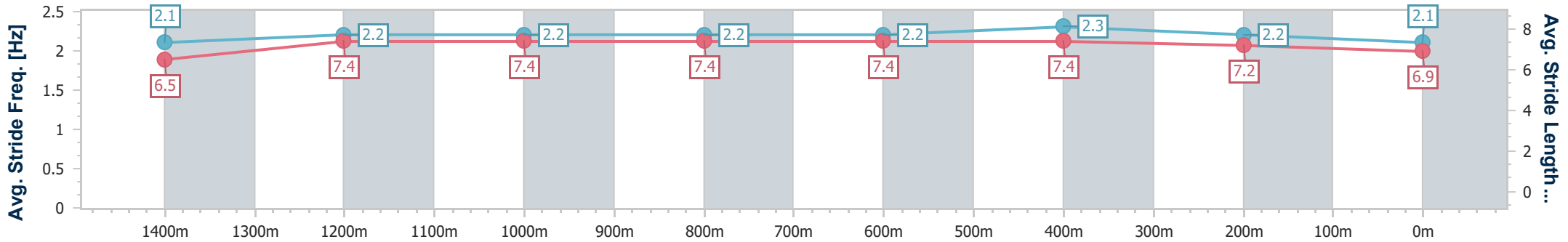
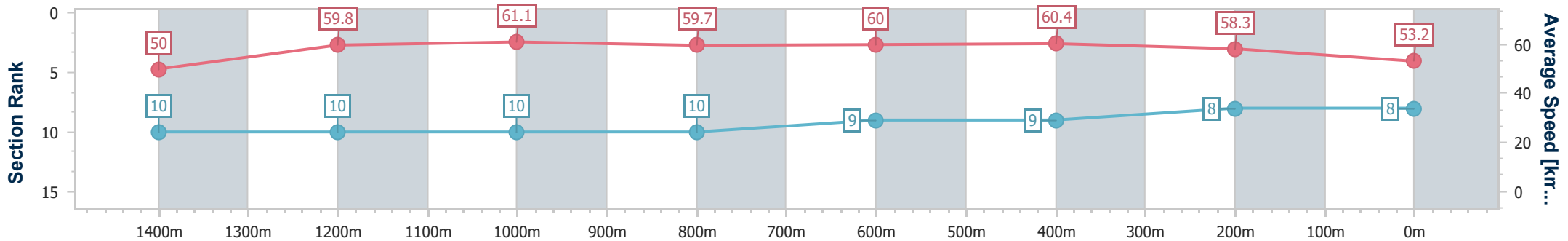
Sunshine Coast QLD Professional
Race 1: TEWANTIN NOOSA RSL SUB BRANCH Maiden Plate - 1600m



09 June 2024 - 12:14

Track Rating: Soft 6, Weather: Fine, Rail Position: +5m

Section	Overall	1400m	1200m	1000m	800m	600m	400m	200m
Section Times	1:40.82 [8] (0:14.44)	1:26.38 [10] (0:12.15)	1:14.23 [10] (0:11.82)	1:02.41 [10] (0:12.16)	0:50.25 [10] (0:12.17)	0:38.08 [9] (0:12.12)	0:25.96 [9] (0:12.34)	0:13.62 [8] (0:13.62)
Average Speed [km/h]	50.0	59.8	61.1	59.7	60.0	60.4	58.3	53.2
Top Speed [km/h]	60.9	61.7	61.6	61.0	60.9	61.2	59.8	56.2
Avg. Dist. to Rail [m]	6.5	3.5	3.3	3.0	2.7	2.5	3.5	6.0
Avg. Stride Freq. [Hz]	2.1	2.2	2.2	2.2	2.2	2.3	2.2	2.1
Avg. Stride Length [m]	6.5	7.4	7.4	7.4	7.4	7.4	7.2	6.9



- [] Ranking at each section and finish
- .-.- No data available at this section
- NA No data available



Horse/Jockey Name	Frankel Moon
Final Rank	9
Fastest Section Time (Section)	0:11.74 (1400m)
Top Speed [km/h] (Section)	62.8 (1400m)
Race State	Finished



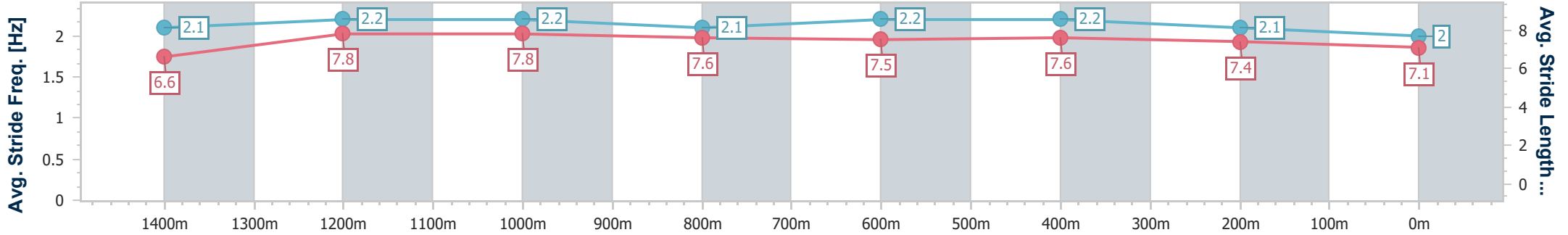
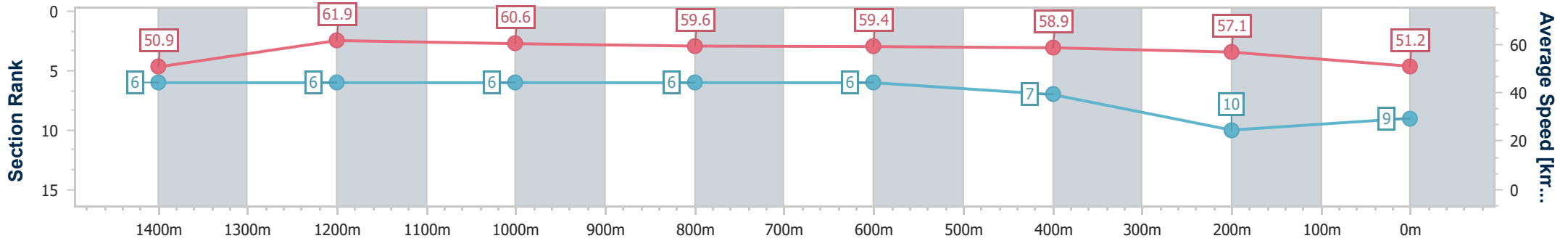
Sunshine Coast QLD Professional
Race 1: TEWANTIN NOOSA RSL SUB BRANCH Maiden Plate - 1600m



09 June 2024 - 12:14

Track Rating: Soft 6, Weather: Fine, Rail Position: +5m

Section	Overall	1400m	1200m	1000m	800m	600m	400m	200m
Section Times	1:41.49 [9] (0:14.11)	1:27.38 [6] (0:11.74)	1:15.64 [6] (0:11.90)	1:03.74 [6] (0:12.18)	0:51.56 [6] (0:12.34)	0:39.22 [6] (0:12.48)	0:26.74 [7] (0:12.58)	0:14.16 [10] (0:14.16)
Average Speed [km/h]	50.9	61.9	60.6	59.6	59.4	58.9	57.1	51.2
Top Speed [km/h]	62.3	62.8	61.8	60.4	59.9	59.9	58.3	54.5
Avg. Dist. to Rail [m]	4.2	3.2	3.2	2.9	2.8	3.4	5.5	6.7
Avg. Stride Freq. [Hz]	2.1	2.2	2.2	2.1	2.2	2.2	2.1	2.0
Avg. Stride Length [m]	6.6	7.8	7.8	7.6	7.5	7.6	7.4	7.1



- [] Ranking at each section and finish
- .-.- No data available at this section
- NA No data available



Horse/Jockey Name	Lucifer The Cat
Final Rank	10
Fastest Section Time (Section)	0:11.43 (1200m)
Top Speed [km/h] (Section)	64.4 (1200m)
Race State	Finished



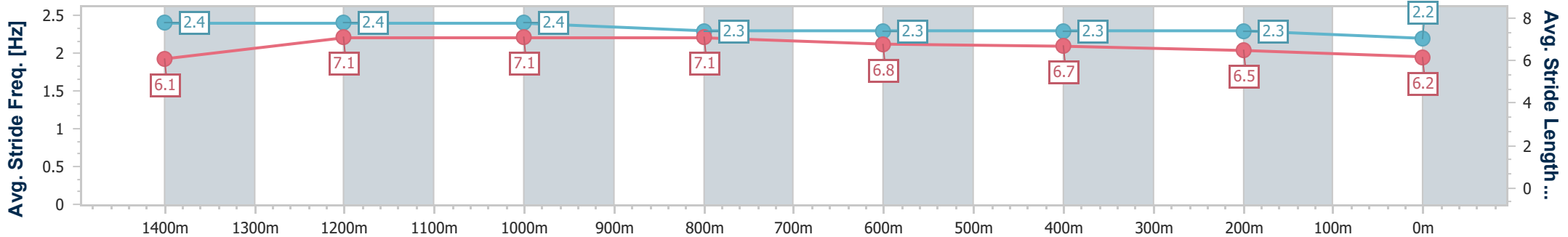
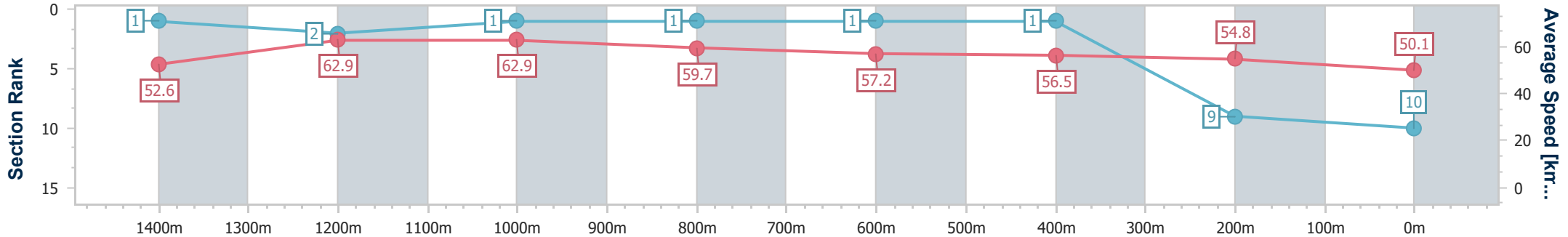
Sunshine Coast QLD Professional
Race 1: TEWANTIN NOOSA RSL SUB BRANCH Maiden Plate - 1600m



09 June 2024 - 12:14

Track Rating: Soft 6, Weather: Fine, Rail Position: +5m

Section	Overall	1400m	1200m	1000m	800m	600m	400m	200m
Section Times	1:41.79 [10] (0:13.72)	1:28.07 [1] (0:11.53)	1:16.54 [2] (0:11.43)	1:05.11 [1] (0:12.13)	0:52.98 [1] (0:12.66)	0:40.32 [1] (0:12.70)	0:27.62 [1] (0:13.15)	0:14.47 [9] (0:14.47)
Average Speed [km/h]	52.6	62.9	62.9	59.7	57.2	56.5	54.8	50.1
Top Speed [km/h]	63.6	64.0	64.4	61.0	57.7	57.5	56.5	52.9
Avg. Dist. to Rail [m]	8.5	3.4	2.8	2.1	0.5	0.4	0.5	0.2
Avg. Stride Freq. [Hz]	2.4	2.4	2.4	2.3	2.3	2.3	2.3	2.2
Avg. Stride Length [m]	6.1	7.1	7.1	7.1	6.8	6.7	6.5	6.2



- [] Ranking at each section and finish
- .-.- No data available at this section
- NA No data available



Horse/Jockey Name	Mail Lady
Final Rank	11
Fastest Section Time (Section)	0:11.84 (1200m)
Top Speed [km/h] (Section)	62.3 (1200m)
Race State	Finished



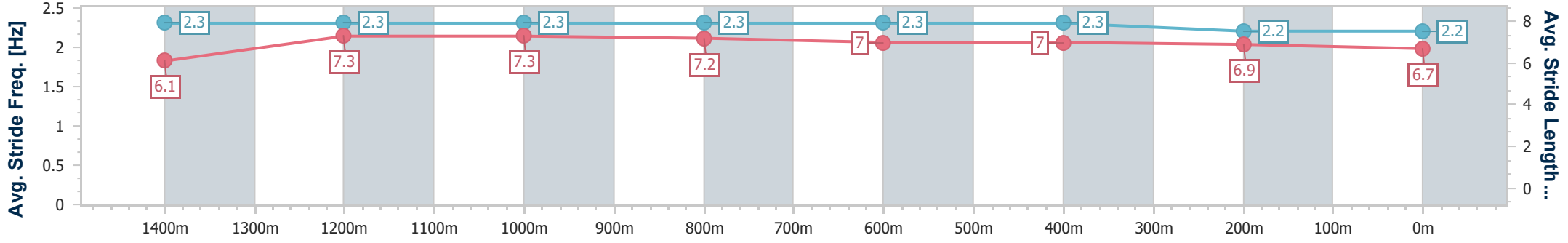
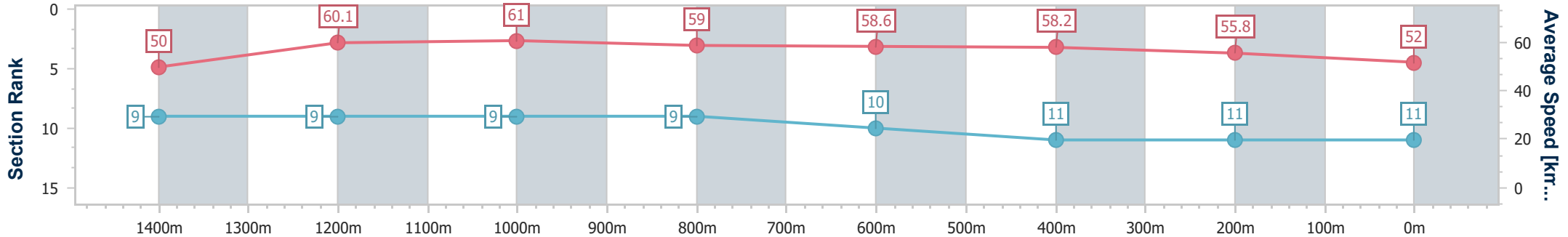
Sunshine Coast QLD Professional
Race 1: TEWANTIN NOOSA RSL SUB BRANCH Maiden Plate - 1600m



09 June 2024 - 12:14

Track Rating: Soft 6, Weather: Fine, Rail Position: +5m

Section	Overall	1400m	1200m	1000m	800m	600m	400m	200m
Section Times	1:41.94 [11] (0:14.39)	1:27.55 [9] (0:12.01)	1:15.54 [9] (0:11.84)	1:03.70 [9] (0:12.25)	0:51.45 [9] (0:12.31)	0:39.14 [10] (0:12.34)	0:26.80 [11] (0:12.90)	0:13.90 [11] (0:13.90)
Average Speed [km/h]	50.0	60.1	61.0	59.0	58.6	58.2	55.8	52.0
Top Speed [km/h]	61.7	61.7	62.3	59.7	59.8	59.3	58.0	53.7
Avg. Dist. to Rail [m]	5.5	2.3	2.2	1.9	0.5	0.5	0.5	2.5
Avg. Stride Freq. [Hz]	2.3	2.3	2.3	2.3	2.3	2.3	2.2	2.2
Avg. Stride Length [m]	6.1	7.3	7.3	7.2	7.0	7.0	6.9	6.7



- [] Ranking at each section and finish
- .-.- No data available at this section
- NA No data available