



Ladbrokes Cannon Park QLD Professional
Race 5: VELLACORP PAINTING SERVICES MM/ROB KOCH MEM/FNQ
UP & COMING STAYERS BENCHMARK 65 Handicap - 1900m
10 June 2024 - 16:41



Track Rating: Good 4, Weather: Fine, Rail Position: +2 1000-300 c/w True rem

Section	Field Times	Overall	1800m	1600m	1400m	1200m	1000m	800m	Last 600m				
		1:59.04 (0:09.13)	1:49.91 (0:11.90)	1:38.01 (0:12.67)	1:25.34 (0:12.17)	1:13.17 (0:11.86)	1:01.31 (0:11.92)	0:49.39 (0:11.85)	0:37.54				
Rank	TAB Horse/Jockey	Barrier	Top Speed [km/h]	Fastest Section	Overall	1800m	1600m	1400m	1200m	1000m	800m	Last 600m	Distance Travelled [m]
1	6 MA MA'S ROSE Zac Sprie	6	63.0 800m	0:09.28 Overall	1:59.04 [1] (0:09.28)	1:49.76 [3] (0:12.30)	1:37.46 [3] (0:12.70)	1:24.76 [3] (0:12.21)	1:12.55 [4] (0:11.98)	1:00.57 [5] (0:11.95)	0:48.62 [5] (0:11.84)	0:36.78	
2	2 LAST NOT LEAST Chelsea Jokic	4	62.6 800m	0:09.13 Overall	1:59.12 [2] (0:09.13)	1:49.99 [1] (0:12.28)	1:37.71 [2] (0:12.42)	1:25.29 [2] (0:12.23)	1:13.06 [2] (0:11.96)	1:01.10 [2] (0:11.85)	0:49.25 [2] (0:11.63)	0:37.62	-7
3	1 GAELIC Masayuki Abe	1	63.2 800m	0:09.57 Overall	1:59.34 [3] (0:09.57)	1:49.77 [5] (0:12.58)	1:37.19 [7] (0:12.56)	1:24.63 [7] (0:12.12)	1:12.51 [7] (0:11.90)	1:00.61 [6] (0:11.86)	0:48.75 [6] (0:11.69)	0:37.06	-13
4	8 MODERN LEGEND Scott Sheargold	7	62.9 800m	0:09.87 Overall	1:59.73 [4] (0:09.87)	1:49.86 [8] (0:12.17)	1:37.69 [6] (0:12.39)	1:25.30 [5] (0:12.13)	1:13.17 [5] (0:11.73)	1:01.44 [3] (0:11.86)	0:49.58 [3] (0:11.80)	0:37.78	-7
5	5 LETS TORQUE A DEEL Nathan Thomas	8	64.4 800m	0:09.68 Overall	1:59.82 [5] (0:09.68)	1:50.14 [6] (0:12.54)	1:37.60 [8] (0:12.50)	1:25.10 [8] (0:12.21)	1:12.89 [8] (0:12.13)	1:00.76 [8] (0:11.78)	0:48.98 [8] (0:11.36)	0:37.62	+0
6	9 MISHANI MENACE Jackson Murphy	9	63.3 1800m	0:09.17 Overall	1:59.83 [6] (0:09.17)	1:50.66 [2] (0:11.86)	1:38.80 [1] (0:12.67)	1:26.13 [1] (0:12.17)	1:13.96 [1] (0:11.86)	1:02.10 [1] (0:11.92)	0:50.18 [1] (0:11.97)	0:38.21	-7
7	7 MELANIN Tyler Leslight	3	62.1 600m	0:09.81 Overall	1:59.84 [7] (0:09.81)	1:50.03 [7] (0:11.91)	1:38.12 [4] (0:12.60)	1:25.52 [4] (0:12.16)	1:13.36 [3] (0:11.96)	1:01.40 [4] (0:11.93)	0:49.47 [4] (0:11.78)	0:37.69	-11
8	4 SARNIA Jason Taylor	5	64.0 800m	0:09.56 Overall	1:59.90 [8] (0:09.56)	1:50.34 [4] (0:12.36)	1:37.98 [5] (0:12.60)	1:25.38 [6] (0:12.24)	1:13.14 [6] (0:12.04)	1:01.10 [7] (0:11.93)	0:49.17 [7] (0:11.49)	0:37.68	-4

Scratched: Four Mile Lane (#3)

[] Ranking at each section and finish
 -:-:- No data available at this section
 NA No data available

SCN Saddle cloth number
 DNF Did not finish
 DNT Did not track



Ladbrokes Cannon Park QLD Professional
Race 5: VELLACORP PAINTING SERVICES MM/ROB KOCH MEM/FNQ
UP & COMING STAYERS BENCHMARK 65 Handicap - 1900m
10 June 2024 - 16:41



Track Rating: Good 4, Weather: Fine, Rail Position: +2 1000-300 c/w True rem

Section				600m	400m	200m			Last 600m		
Field Times				0:37.54 (0:11.97)	0:25.57 (0:12.46)	0:13.11 (0:13.11)			0:37.54		
Rank	TAB	Horse/Jockey	Barrier	Top Speed [km/h]	Fastest Section	Margin			Distance Travelled [m]		
1	6	MA MA'S ROSE Zac Sprie	6	63.0 800m	0:09.28 Overall	0:36.78 [7] (0:12.06)	0:24.72 [7] (0:12.29)	0:12.43 [5] (0:12.43)	1:59.04	0:36.78	
2	2	LAST NOT LEAST Chelsea Jokic	4	62.6 800m	0:09.13 Overall	0:37.62 [1] (0:11.97)	0:25.65 [1] (0:12.46)	0:13.19 [1] (0:13.19)	0.46L	0:37.62	-7
3	1	GAELIC Masayuki Abe	1	63.2 800m	0:09.57 Overall	0:37.06 [8] (0:12.00)	0:25.06 [6] (0:12.23)	0:12.83 [3] (0:12.83)	1.77L	0:37.06	-13
4	8	MODERN LEGEND Scott Sheargold	7	62.9 800m	0:09.87 Overall	0:37.78 [3] (0:12.00)	0:25.78 [3] (0:12.57)	0:13.21 [4] (0:13.21)	4.05L	0:37.78	-7
5	5	LETS TORQUE A DEEL Nathan Thomas	8	64.4 800m	0:09.68 Overall	0:37.62 [5] (0:12.30)	0:25.32 [8] (0:12.54)	0:12.78 [8] (0:12.78)	4.6L	0:37.62	+0
6	9	MISHANI MENACE Jackson Murphy	9	63.3 1800m	0:09.17 Overall	0:38.21 [2] (0:12.05)	0:26.16 [2] (0:12.72)	0:13.44 [2] (0:13.44)	4.66L	0:38.21	-7
7	7	MELANIN Tyler Leslight	3	62.1 600m	0:09.81 Overall	0:37.69 [4] (0:12.09)	0:25.60 [5] (0:12.52)	0:13.08 [6] (0:13.08)	4.72L	0:37.69	-11
8	4	SARNIA Jason Taylor	5	64.0 800m	0:09.56 Overall	0:37.68 [6] (0:11.93)	0:25.75 [4] (0:12.74)	0:13.01 [7] (0:13.01)	5.06L	0:37.68	-4

Scratched: Four Mile Lane (#3)

[] Ranking at each section and finish
 -:-:- No data available at this section
 NA No data available

SCN Saddle cloth number
 DNF Did not finish
 DNT Did not track



Horse/Jockey Name	Ma Ma's Rose
Final Rank	1
Fastest Section Time (Section)	0:09.28 (Overall)
Top Speed [km/h] (Section)	63.0 (800m)
Race State	Finished



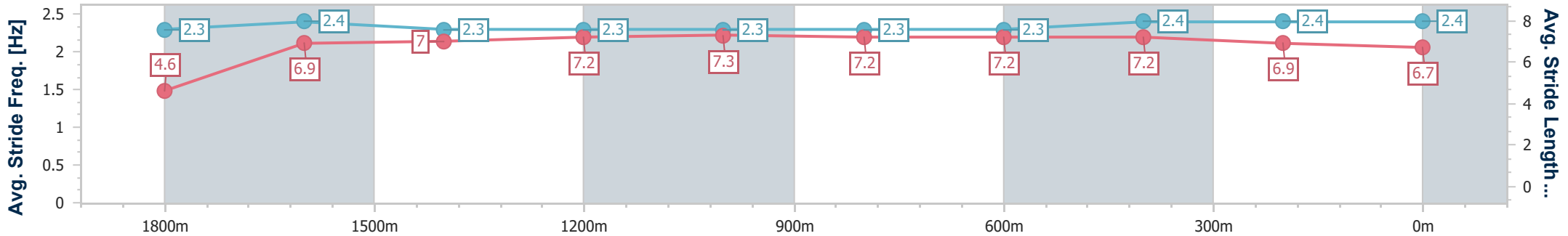
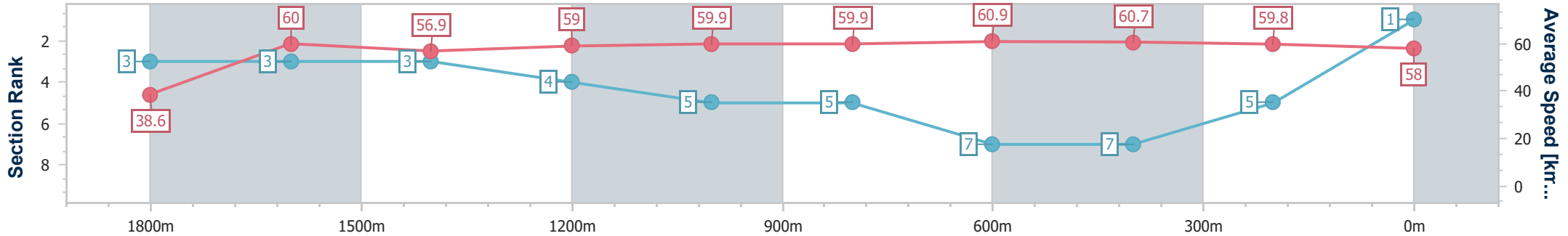
Ladbrokes Cannon Park QLD Professional
 Race 5: VELLACORP PAINTING SERVICES MM/ROB KOCH
 MEM/FNQ UP & COMING STAYERS BENCHMARK 65 Handicap
 - 1900m



10 June 2024 - 16:41

Track Rating: Good 4, Weather: Fine, Rail Position: +2 1000-300 c/w
 True rem

Section	Overall	1800m	1600m	1400m	1200m	1000m	800m	600m	400m	200m
Section Times	1:59.04 [1] (0:09.28)	1:49.76 [3] (0:12.30)	1:37.46 [3] (0:12.70)	1:24.76 [3] (0:12.21)	1:12.55 [4] (0:11.98)	1:00.57 [5] (0:11.95)	0:48.62 [5] (0:11.84)	0:36.78 [7] (0:12.06)	0:24.72 [7] (0:12.29)	0:12.43 [5] (0:12.43)
Average Speed [km/h]	38.6	60.0	56.9	59.0	59.9	59.9	60.9	60.7	59.8	58.0
Top Speed [km/h]	58.5	61.0	60.6	60.5	60.6	60.7	63.0	61.9	60.1	60.1
Avg. Dist. to Rail [m]	8.7	3.7	1.6	0.4	1.0	1.0	1.5	2.7	8.0	11.0
Avg. Stride Freq. [Hz]	2.3	2.4	2.3	2.3	2.3	2.3	2.3	2.4	2.4	2.4
Avg. Stride Length [m]	4.6	6.9	7.0	7.2	7.3	7.2	7.2	7.2	6.9	6.7



- [] Ranking at each section and finish
- .-.- No data available at this section
- NA No data available



Horse/Jockey Name	Last Not Least
Final Rank	2
Fastest Section Time (Section)	0:09.13 (Overall)
Top Speed [km/h] (Section)	62.6 (800m)
Race State	Finished



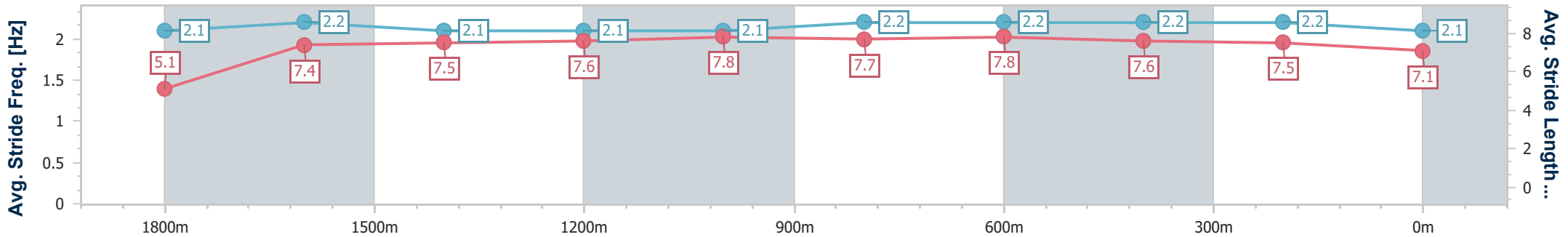
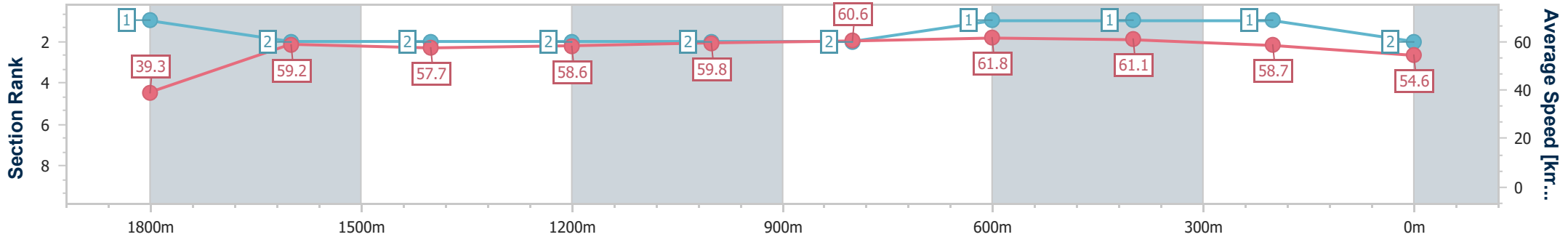
Ladbrokes Cannon Park QLD Professional
 Race 5: VELLACORP PAINTING SERVICES MM/ROB KOCH
 MEM/FNQ UP & COMING STAYERS BENCHMARK 65 Handicap
 - 1900m



10 June 2024 - 16:41

Track Rating: Good 4, Weather: Fine, Rail Position: +2 1000-300 c/w
 True rem

Section	Overall	1800m	1600m	1400m	1200m	1000m	800m	600m	400m	200m
Section Times	1:59.12 [2] (0:09.13)	1:49.99 [1] (0:12.28)	1:37.71 [2] (0:12.42)	1:25.29 [2] (0:12.23)	1:13.06 [2] (0:11.96)	1:01.10 [2] (0:11.85)	0:49.25 [2] (0:11.63)	0:37.62 [1] (0:11.97)	0:25.65 [1] (0:12.46)	0:13.19 [1] (0:13.19)
Average Speed [km/h]	39.3	59.2	57.7	58.6	59.8	60.6	61.8	61.1	58.7	54.6
Top Speed [km/h]	59.9	61.5	59.2	59.4	60.8	61.7	62.6	62.4	60.0	55.9
Avg. Dist. to Rail [m]	6.2	1.7	1.6	1.8	1.6	0.9	0.7	2.3	4.3	4.4
Avg. Stride Freq. [Hz]	2.1	2.2	2.1	2.1	2.1	2.2	2.2	2.2	2.2	2.1
Avg. Stride Length [m]	5.1	7.4	7.5	7.6	7.8	7.7	7.8	7.6	7.5	7.1



- [] Ranking at each section and finish
- .-.- No data available at this section
- NA No data available



Horse/Jockey Name	Gaelic
Final Rank	3
Fastest Section Time (Section)	0:09.57 (Overall)
Top Speed [km/h] (Section)	63.2 (800m)
Race State	Finished



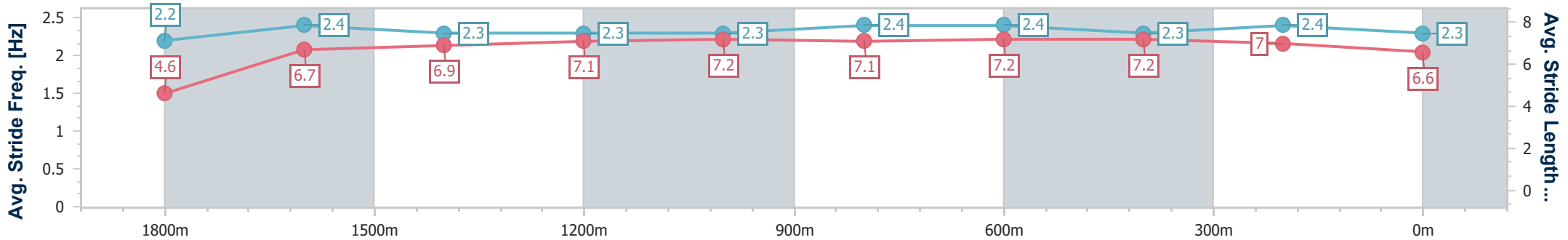
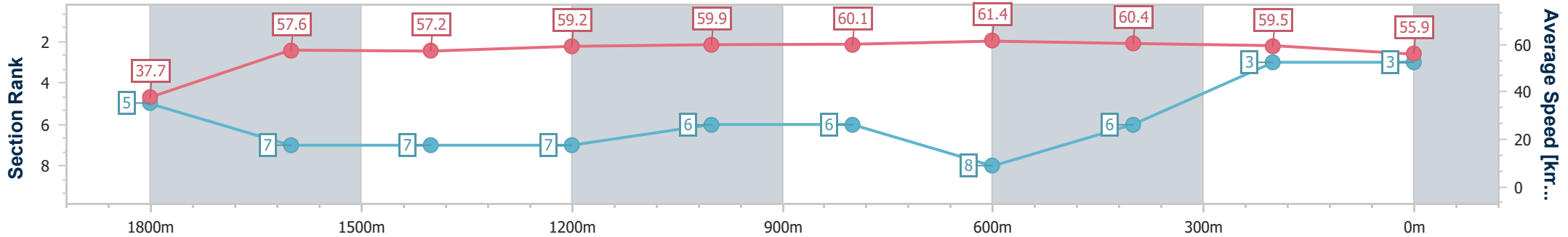
Ladbrokes Cannon Park QLD Professional
 Race 5: VELLACORP PAINTING SERVICES MM/ROB KOCH
 MEM/FNQ UP & COMING STAYERS BENCHMARK 65 Handicap
 - 1900m



10 June 2024 - 16:41

Track Rating: Good 4, Weather: Fine, Rail Position: +2 1000-300 c/w
 True rem

Section	Overall	1800m	1600m	1400m	1200m	1000m	800m	600m	400m	200m
Section Times	1:59.34 [3] (0:09.57)	1:49.77 [5] (0:12.58)	1:37.19 [7] (0:12.56)	1:24.63 [7] (0:12.12)	1:12.51 [7] (0:11.90)	1:00.61 [6] (0:11.86)	0:48.75 [6] (0:11.69)	0:37.06 [8] (0:12.00)	0:25.06 [6] (0:12.23)	0:12.83 [3] (0:12.83)
Average Speed [km/h]	37.7	57.6	57.2	59.2	59.9	60.1	61.4	60.4	59.5	55.9
Top Speed [km/h]	56.9	59.8	60.6	60.7	60.6	60.9	63.2	61.9	60.1	59.5
Avg. Dist. to Rail [m]	4.1	1.5	0.8	2.3	2.6	1.4	0.2	1.0	4.6	8.2
Avg. Stride Freq. [Hz]	2.2	2.4	2.3	2.3	2.3	2.4	2.4	2.3	2.4	2.3
Avg. Stride Length [m]	4.6	6.7	6.9	7.1	7.2	7.1	7.2	7.2	7.0	6.6



- [] Ranking at each section and finish
- .-.- No data available at this section
- NA No data available



Horse/Jockey Name	Modern Legend
Final Rank	4
Fastest Section Time (Section)	0:09.87 (Overall)
Top Speed [km/h] (Section)	62.9 (800m)
Race State	Finished



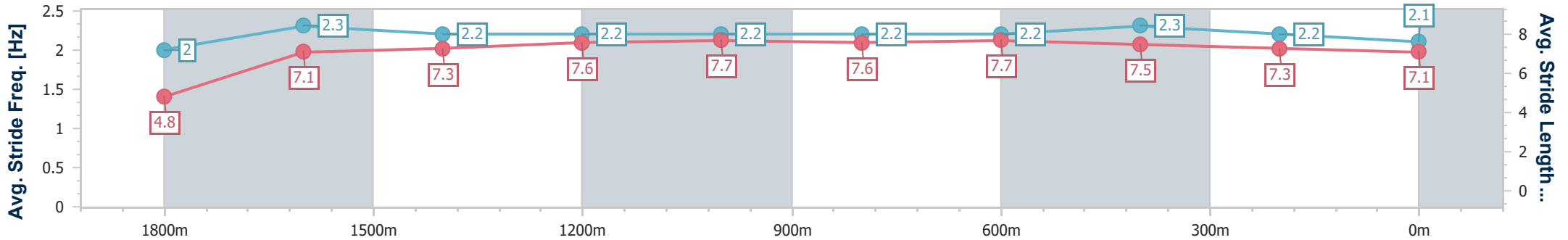
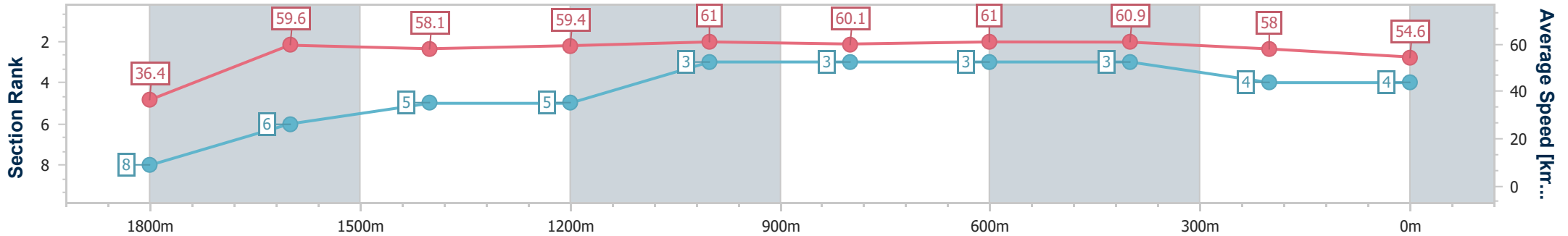
Ladbrokes Cannon Park QLD Professional
 Race 5: VELLACORP PAINTING SERVICES MM/ROB KOCH
 MEM/FNQ UP & COMING STAYERS BENCHMARK 65 Handicap
 - 1900m



10 June 2024 - 16:41

Track Rating: Good 4, Weather: Fine, Rail Position: +2 1000-300 c/w
 True rem

Section	Overall	1800m	1600m	1400m	1200m	1000m	800m	600m	400m	200m
Section Times	1:59.73 [4] (0:09.87)	1:49.86 [8] (0:12.17)	1:37.69 [6] (0:12.39)	1:25.30 [5] (0:12.13)	1:13.17 [5] (0:11.73)	1:01.44 [3] (0:11.86)	0:49.58 [3] (0:11.80)	0:37.78 [3] (0:12.00)	0:25.78 [3] (0:12.57)	0:13.21 [4] (0:13.21)
Average Speed [km/h]	36.4	59.6	58.1	59.4	61.0	60.1	61.0	60.9	58.0	54.6
Top Speed [km/h]	58.6	61.1	61.1	60.7	62.1	60.8	62.9	62.3	59.8	57.1
Avg. Dist. to Rail [m]	9.3	2.8	0.7	0.7	1.3	1.5	1.3	2.2	5.8	6.6
Avg. Stride Freq. [Hz]	2.0	2.3	2.2	2.2	2.2	2.2	2.2	2.3	2.2	2.1
Avg. Stride Length [m]	4.8	7.1	7.3	7.6	7.7	7.6	7.7	7.5	7.3	7.1



- [] Ranking at each section and finish
- .-.- No data available at this section
- NA No data available



Horse/Jockey Name	Lets Torque A Deel
Final Rank	5
Fastest Section Time (Section)	0:09.68 (Overall)
Top Speed [km/h] (Section)	64.4 (800m)
Race State	Finished



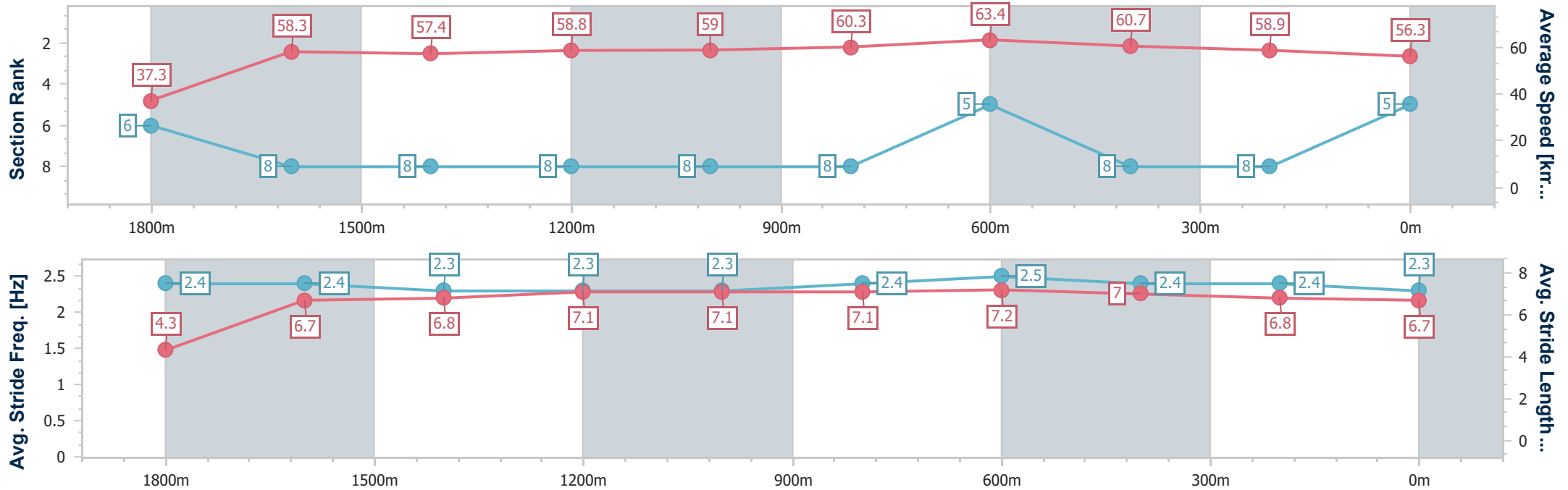
Ladbrokes Cannon Park QLD Professional
 Race 5: VELLACORP PAINTING SERVICES MM/ROB KOCH
 MEM/FNQ UP & COMING STAYERS BENCHMARK 65 Handicap
 - 1900m



10 June 2024 - 16:41

Track Rating: Good 4, Weather: Fine, Rail Position: +2 1000-300 c/w
 True rem

Section	Overall	1800m	1600m	1400m	1200m	1000m	800m	600m	400m	200m
Section Times	1:59.82 [5] (0:09.68)	1:50.14 [6] (0:12.54)	1:37.60 [8] (0:12.50)	1:25.10 [8] (0:12.21)	1:12.89 [8] (0:12.13)	1:00.76 [8] (0:11.78)	0:48.98 [8] (0:11.36)	0:37.62 [5] (0:12.30)	0:25.32 [8] (0:12.54)	0:12.78 [8] (0:12.78)
Average Speed [km/h]	37.3	58.3	57.4	58.8	59.0	60.3	63.4	60.7	58.9	56.3
Top Speed [km/h]	57.2	60.1	61.5	61.8	60.2	63.2	64.4	63.4	59.8	57.7
Avg. Dist. to Rail [m]	9.1	2.9	1.3	0.7	1.0	2.0	2.5	5.3	10.0	10.2
Avg. Stride Freq. [Hz]	2.4	2.4	2.3	2.3	2.3	2.4	2.5	2.4	2.4	2.3
Avg. Stride Length [m]	4.3	6.7	6.8	7.1	7.1	7.1	7.2	7.0	6.8	6.7



- [] Ranking at each section and finish
- .-.- No data available at this section
- NA No data available



Horse/Jockey Name	Mishani Menace
Final Rank	6
Fastest Section Time (Section)	0:09.17 (Overall)
Top Speed [km/h] (Section)	63.3 (1800m)
Race State	Finished



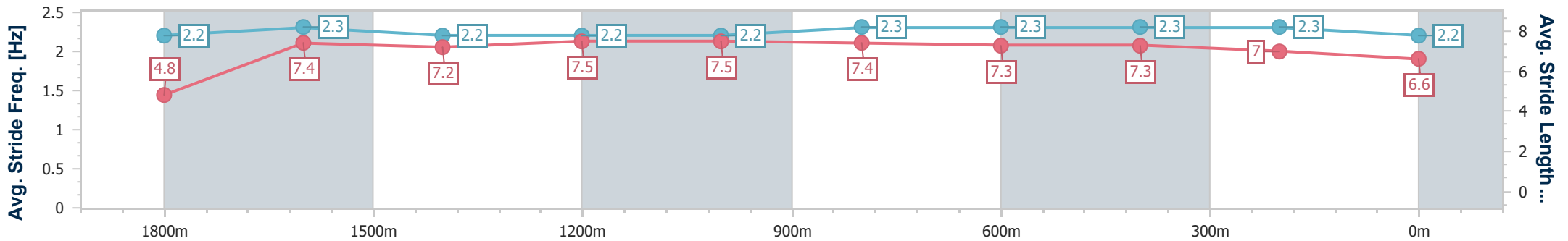
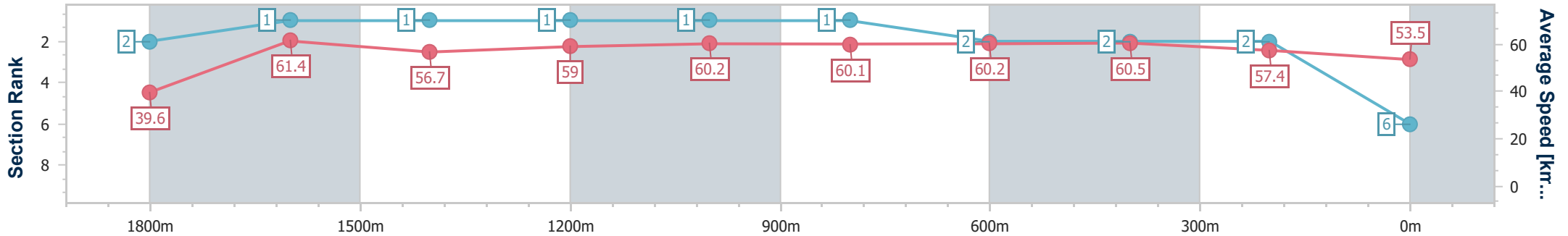
Ladbrokes Cannon Park QLD Professional
 Race 5: VELLACORP PAINTING SERVICES MM/ROB KOCH
 MEM/FNQ UP & COMING STAYERS BENCHMARK 65 Handicap
 - 1900m



10 June 2024 - 16:41

Track Rating: Good 4, Weather: Fine, Rail Position: +2 1000-300 c/w
 True rem

Section	Overall	1800m	1600m	1400m	1200m	1000m	800m	600m	400m	200m
Section Times	1:59.83 [6] (0:09.17)	1:50.66 [2] (0:11.86)	1:38.80 [1] (0:12.67)	1:26.13 [1] (0:12.17)	1:13.96 [1] (0:11.86)	1:02.10 [1] (0:11.92)	0:50.18 [1] (0:11.97)	0:38.21 [2] (0:12.05)	0:26.16 [2] (0:12.72)	0:13.44 [2] (0:13.44)
Average Speed [km/h]	39.6	61.4	56.7	59.0	60.2	60.1	60.2	60.5	57.4	53.5
Top Speed [km/h]	61.8	63.3	57.4	60.7	61.1	60.7	61.4	62.4	58.8	55.4
Avg. Dist. to Rail [m]	12.1	2.9	0.7	2.0	2.1	0.7	0.6	1.8	3.8	5.4
Avg. Stride Freq. [Hz]	2.2	2.3	2.2	2.2	2.2	2.3	2.3	2.3	2.3	2.2
Avg. Stride Length [m]	4.8	7.4	7.2	7.5	7.5	7.4	7.3	7.3	7.0	6.6



- [] Ranking at each section and finish
- .-.- No data available at this section
- NA No data available



Horse/Jockey Name	Melanin
Final Rank	7
Fastest Section Time (Section)	0:09.81 (Overall)
Top Speed [km/h] (Section)	62.1 (600m)
Race State	Finished



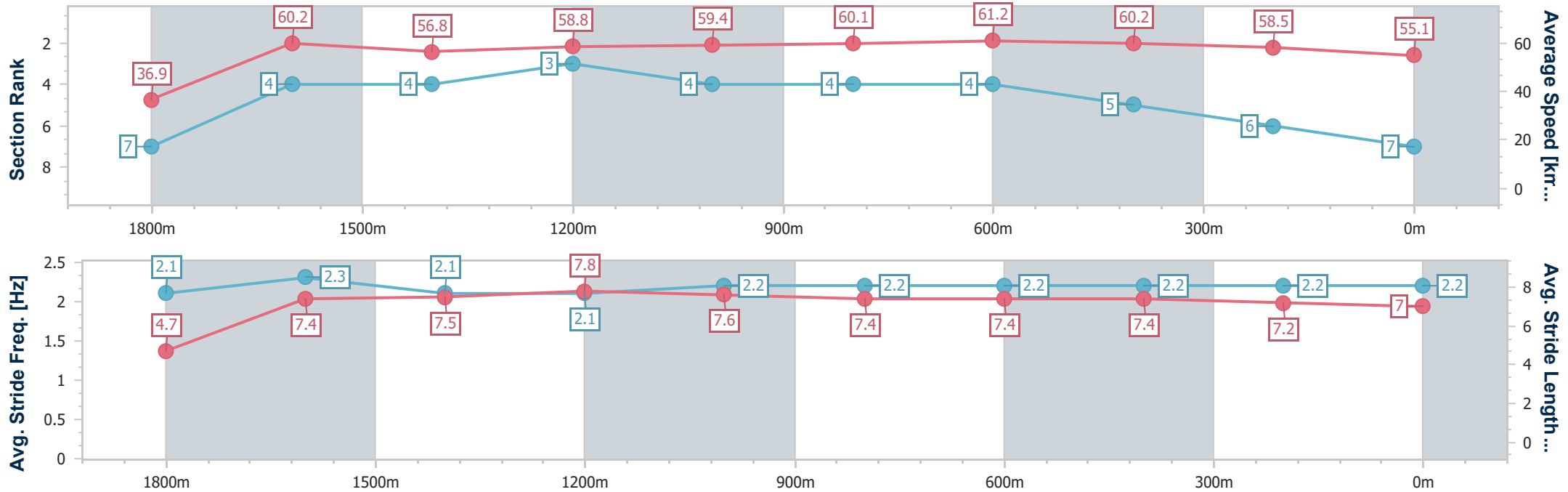
Ladbrokes Cannon Park QLD Professional
 Race 5: VELLACORP PAINTING SERVICES MM/ROB KOCH
 MEM/FNQ UP & COMING STAYERS BENCHMARK 65 Handicap
 - 1900m



10 June 2024 - 16:41

Track Rating: Good 4, Weather: Fine, Rail Position: +2 1000-300 c/w
 True rem

Section	Overall	1800m	1600m	1400m	1200m	1000m	800m	600m	400m	200m
Section Times	1:59.84 [7] (0:09.81)	1:50.03 [7] (0:11.91)	1:38.12 [4] (0:12.60)	1:25.52 [4] (0:12.16)	1:13.36 [3] (0:11.96)	1:01.40 [4] (0:11.93)	0:49.47 [4] (0:11.78)	0:37.69 [4] (0:12.09)	0:25.60 [5] (0:12.52)	0:13.08 [6] (0:13.08)
Average Speed [km/h]	36.9	60.2	56.8	58.8	59.4	60.1	61.2	60.2	58.5	55.1
Top Speed [km/h]	59.9	61.2	60.0	60.0	60.5	61.1	62.0	62.1	59.2	57.4
Avg. Dist. to Rail [m]	6.1	2.3	2.8	3.1	2.6	1.2	0.9	1.8	4.5	3.1
Avg. Stride Freq. [Hz]	2.1	2.3	2.1	2.1	2.2	2.2	2.2	2.2	2.2	2.2
Avg. Stride Length [m]	4.7	7.4	7.5	7.8	7.6	7.4	7.4	7.4	7.2	7.0



- [] Ranking at each section and finish
- .-.- No data available at this section
- NA No data available



Horse/Jockey Name	Sarnia
Final Rank	8
Fastest Section Time (Section)	0:09.56 (Overall)
Top Speed [km/h] (Section)	64.0 (800m)
Race State	Finished



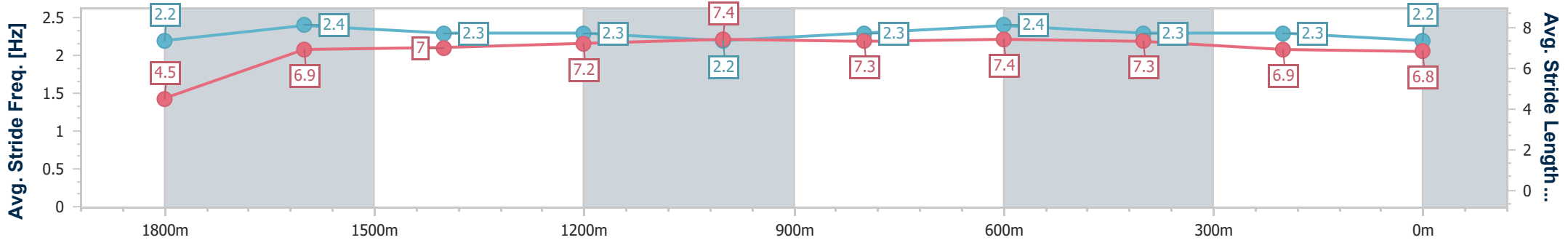
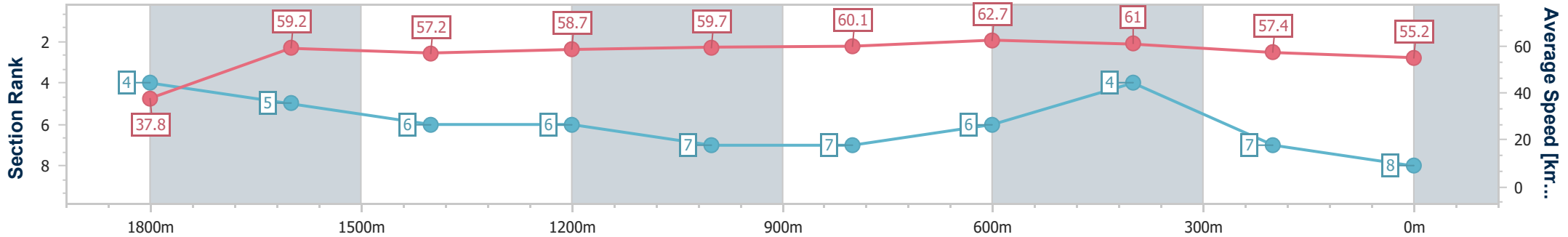
Ladbrokes Cannon Park QLD Professional
 Race 5: VELLACORP PAINTING SERVICES MM/ROB KOCH
 MEM/FNQ UP & COMING STAYERS BENCHMARK 65 Handicap
 - 1900m



10 June 2024 - 16:41

Track Rating: Good 4, Weather: Fine, Rail Position: +2 1000-300 c/w
 True rem

Section	Overall	1800m	1600m	1400m	1200m	1000m	800m	600m	400m	200m
Section Times	1:59.90 [8] (0:09.56)	1:50.34 [4] (0:12.36)	1:37.98 [5] (0:12.60)	1:25.38 [6] (0:12.24)	1:13.14 [6] (0:12.04)	1:01.10 [7] (0:11.93)	0:49.17 [7] (0:11.49)	0:37.68 [6] (0:11.93)	0:25.75 [4] (0:12.74)	0:13.01 [7] (0:13.01)
Average Speed [km/h]	37.8	59.2	57.2	58.7	59.7	60.1	62.7	61.0	57.4	55.2
Top Speed [km/h]	59.1	60.5	60.1	61.0	60.6	61.3	64.0	63.1	59.7	57.0
Avg. Dist. to Rail [m]	8.1	2.9	0.2	0.3	0.9	0.8	1.3	1.6	6.5	7.6
Avg. Stride Freq. [Hz]	2.2	2.4	2.3	2.3	2.2	2.3	2.4	2.3	2.3	2.2
Avg. Stride Length [m]	4.5	6.9	7.0	7.2	7.4	7.3	7.4	7.3	6.9	6.8



- [] Ranking at each section and finish
- .-.- No data available at this section
- NA No data available