



# Doomben QLD Professional

## Race 3: XXXX QTIS Two-Year-Old Maiden Plate - 1200m

12 June 2024 - 13:11



BRISBANE  
RACING CLUB

Track Rating: Good 4, Weather: Fine, Rail Position: +9m Entire

Section		Overall	1000m	800m	600m	400m	200m	Last 600m					
Field Times		1:10.47 (0:13.19)	0:57.28 (0:10.80)	0:46.48 (0:11.39)	0:35.09 (0:11.87)	0:23.22 (0:11.38)	0:11.84 (0:11.84)	0:35.09					
Rank	TAB Horse/Jockey	Barrier	Top Speed [km/h]	Fastest Section							Margin	Distance Travelled [m]	
1	7 THE HAMO Adin Thompson	4	67.7 1000m	0:10.91 1000m	1:10.47 [1] (0:13.26)	0:57.21 [2] (0:10.91)	0:46.30 [3] (0:11.48)	0:34.82 [4] (0:11.86)	0:22.96 [3] (0:11.21)	0:11.75 [2] (0:11.75)	1:10.47	0:34.82	
2	4 HELL MARCH James Orman	1	68.6 1000m	0:10.80 1000m	1:10.61 [2] (0:13.19)	0:57.42 [1] (0:10.80)	0:46.62 [1] (0:11.39)	0:35.23 [1] (0:11.87)	0:23.36 [1] (0:11.38)	0:11.98 [1] (0:11.98)	0.81L	0:35.23	-2
3	6 SAVOUR THE DREAM Martin Harley	3	67.8 Overall	0:10.95 1000m	1:10.78 [3] (0:13.46)	0:57.32 [5] (0:10.95)	0:46.37 [5] (0:11.24)	0:35.13 [3] (0:11.91)	0:23.22 [5] (0:11.23)	0:11.99 [3] (0:11.99)	1.79L	0:35.13	+1
4	14 HEY CHARDONNAY Tahlia Fenlon	12	67.7 1000m	0:10.97 1000m	1:11.04 [4] (0:13.48)	0:57.56 [6] (0:10.97)	0:46.59 [6] (0:11.43)	0:35.16 [6] (0:11.68)	0:23.48 [4] (0:11.39)	0:12.09 [4] (0:12.09)	3.36L	0:35.16	+4
5	8 LIPAROTA Cejay Graham	7	68.8 1000m	0:10.82 1000m	1:11.14 [5] (0:13.26)	0:57.88 [3] (0:10.82)	0:47.06 [2] (0:11.44)	0:35.62 [2] (0:11.86)	0:23.76 [2] (0:11.60)	0:12.16 [5] (0:12.16)	3.95L	0:35.62	+2
6	10 MISS PALLADIUM Kyle Wilson-Taylor	2	67.3 1000m	0:10.91 1000m	1:11.16 [6] (0:13.45)	0:57.71 [4] (0:10.91)	0:46.80 [4] (0:11.51)	0:35.29 [5] (0:11.92)	0:23.37 [8] (0:11.44)	0:11.93 [8] (0:11.93)	4.01L	0:35.29	+1
7	5 SAN JOSE BOY Jake Bayliss	18	67.0 Overall	0:11.06 1000m	1:11.19 [7] (0:13.60)	0:57.59 [7] (0:11.06)	0:46.53 [9] (0:11.38)	0:35.15 [8] (0:11.68)	0:23.47 [6] (0:11.40)	0:12.07 [6] (0:12.07)	4.21L	0:35.15	+7
8	2 ENTERPRISE DEFENCE Michael Rodd	10	67.9 1000m	0:10.97 1000m	1:11.28 [8] (0:13.64)	0:57.64 [8] (0:10.97)	0:46.67 [8] (0:11.29)	0:35.38 [7] (0:11.82)	0:23.56 [7] (0:11.50)	0:12.06 [7] (0:12.06)	4.76L	0:35.38	+2
9	1 CLICK CLICK BOOM Justin Stanley	13	66.5 Overall	0:11.17 1000m	1:11.33 [9] (0:13.81)	0:57.52 [11] (0:11.17)	0:46.35 [11] (0:11.42)	0:34.93 [11] (0:11.78)	0:23.15 [12] (0:11.17)	0:11.98 [9] (0:11.98)	5.02L	0:34.93	+0
10	11 NOVEMBER SUN Damien Thornton	11	67.4 Overall	0:11.03 1000m	1:11.49 [10] (0:13.71)	0:57.78 [10] (0:11.03)	0:46.75 [10] (0:11.39)	0:35.36 [10] (0:11.80)	0:23.56 [9] (0:11.47)	0:12.09 [10] (0:12.09)	5.97L	0:35.36	+4

Scratched: Deputize (#13), Alpine Raider (#15), Magic Madge (#17), Mingardos (#16), Fireforce (#18), Resolute Lady (#19), Lower The Boom (#20), Run Lucy Run (#12)

[ ] Ranking at each section and finish  
 -:-:- No data available at this section  
 NA No data available

SCN Saddle cloth number  
 DNF Did not finish  
 DNT Did not track



# Doomben QLD Professional

## Race 3: XXXX QTIS Two-Year-Old Maiden Plate - 1200m

12 June 2024 - 13:11



BRISBANE  
RACING CLUB

Track Rating: Good 4, Weather: Fine, Rail Position: +9m Entire

Section		Overall	1000m	800m	600m	400m	200m	Last 600m					
Field Times		1:10.47 (0:13.19)	0:57.28 (0:10.80)	0:46.48 (0:11.39)	0:35.09 (0:11.87)	0:23.22 (0:11.38)	0:11.84 (0:11.84)	0:35.09					
Rank	TAB Horse/Jockey	Barrier	Top Speed [km/h]	Fastest Section	Margin							Distance Travelled [m]	
11	9 MISHY Samantha Collett	6	68.1 1000m	0:10.95 1000m	1:11.58 [11] (0:13.64)	0:57.94 [9] (0:10.95)	0:46.99 [7] (0:11.53)	0:35.46 [9] (0:11.82)	0:23.64 [10] (0:11.46)	0:12.18 [11] (0:12.18)	6.51L	0:35.46	-1
12	3 FRATIANNO Robbie Dolan	5	67.0 1000m	0:11.19 1000m	1:11.59 [12] (0:13.97)	0:57.62 [12] (0:11.19)	0:46.43 [12] (0:11.31)	0:35.12 [12] (0:11.66)	0:23.46 [11] (0:11.37)	0:12.09 [12] (0:12.09)	6.57L	0:35.12	+3

Scratched: Deputize (#13), Alpine Raider (#15), Magic Madge (#17), Mingardos (#16), Fireforce (#18), Resolute Lady (#19), Lower The Boom (#20), Run Lucy Run (#12)

[ ] Ranking at each section and finish  
 -:-:-:- No data available at this section  
 NA No data available

SCN Saddle cloth number  
 DNF Did not finish  
 DNT Did not track



Horse/Jockey Name	The Hamo
Final Rank	1
Fastest Section Time (Section)	0:10.91 (1000m)
Top Speed [km/h] (Section)	67.7 (1000m)
Race State	Finished

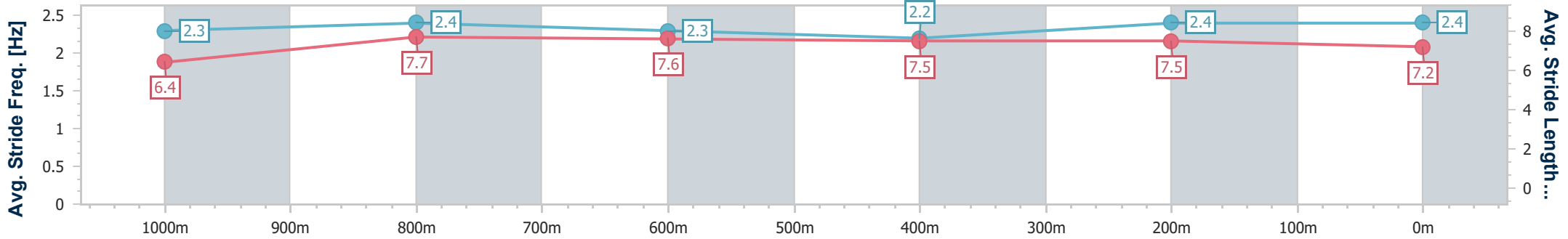
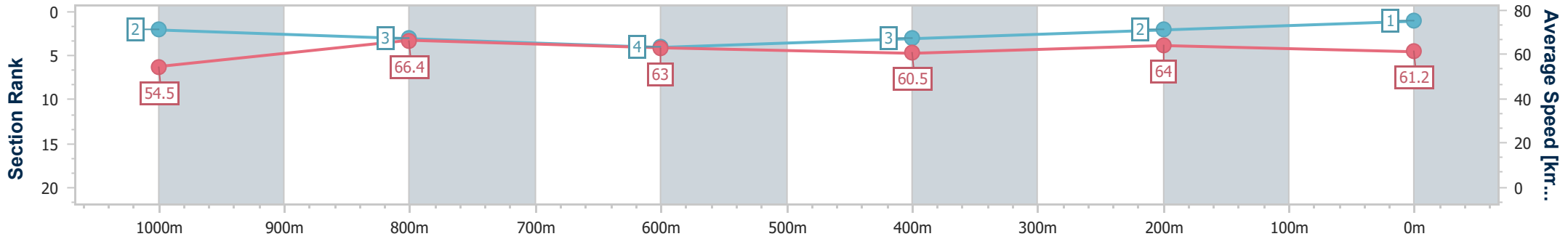


**Doomben QLD Professional**  
**Race 3: XXXX QTIS Two-Year-Old Maiden Plate - 1200m**  
 12 June 2024 - 13:11  
 Track Rating: Good 4, Weather: Fine, Rail Position: +9m Entire



BRISBANE  
RACING CLUB

Section	Overall	1000m	800m	600m	400m	200m
Section Times	1:10.47 [1] (0:13.26)	0:57.21 [2] (0:10.91)	0:46.30 [3] (0:11.48)	0:34.82 [4] (0:11.86)	0:22.96 [3] (0:11.21)	0:11.75 [2] (0:11.75)
Average Speed [km/h]	54.5	66.4	63.0	60.5	64.0	61.2
Top Speed [km/h]	67.4	67.7	64.6	62.7	66.6	64.6
Avg. Dist. to Rail [m]	2.2	2.2	1.3	1.1	1.2	0.8
Avg. Stride Freq. [Hz]	2.3	2.4	2.3	2.2	2.4	2.4
Avg. Stride Length [m]	6.4	7.7	7.6	7.5	7.5	7.2



- [ ] Ranking at each section and finish
- .-.- No data available at this section
- NA No data available



Horse/Jockey Name	Hell March
Final Rank	2
Fastest Section Time (Section)	0:10.80 (1000m)
Top Speed [km/h] (Section)	68.6 (1000m)
Race State	Finished

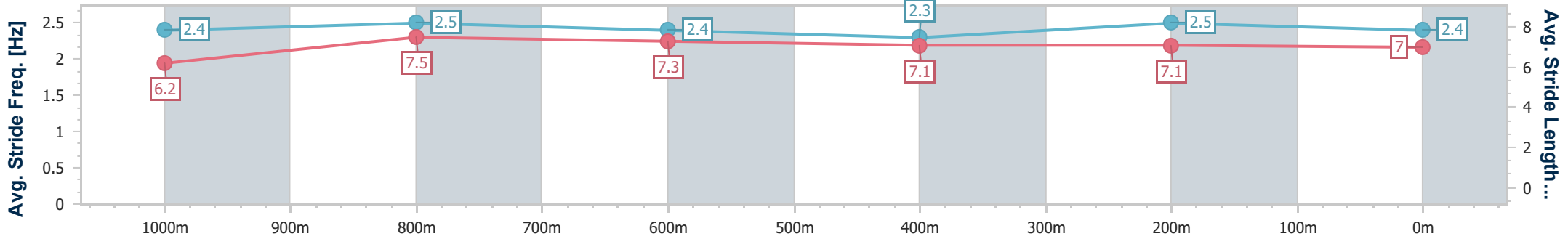
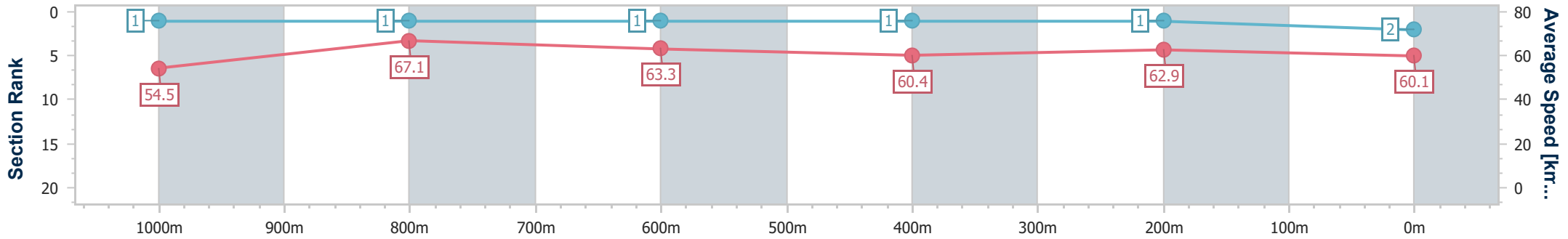


**Doomben QLD Professional**  
**Race 3: XXXX QTIS Two-Year-Old Maiden Plate - 1200m**  
 12 June 2024 - 13:11  
 Track Rating: Good 4, Weather: Fine, Rail Position: +9m Entire



BRISBANE  
RACING CLUB

Section	Overall	1000m	800m	600m	400m	200m
Section Times	1:10.61 [2] (0:13.19)	0:57.42 [1] (0:10.80)	0:46.62 [1] (0:11.39)	0:35.23 [1] (0:11.87)	0:23.36 [1] (0:11.38)	0:11.98 [1] (0:11.98)
Average Speed [km/h]	54.5	67.1	63.3	60.4	62.9	60.1
Top Speed [km/h]	67.3	68.6	65.0	61.7	65.0	63.6
Avg. Dist. to Rail [m]	0.8	0.9	0.5	1.0	1.9	1.8
Avg. Stride Freq. [Hz]	2.4	2.5	2.4	2.3	2.5	2.4
Avg. Stride Length [m]	6.2	7.5	7.3	7.1	7.1	7.0



- [ ] Ranking at each section and finish
- .-.- No data available at this section
- NA No data available



Horse/Jockey Name	Savour The Dream
Final Rank	3
Fastest Section Time (Section)	0:10.95 (1000m)
Top Speed [km/h] (Section)	67.8 (Overall)
Race State	Finished

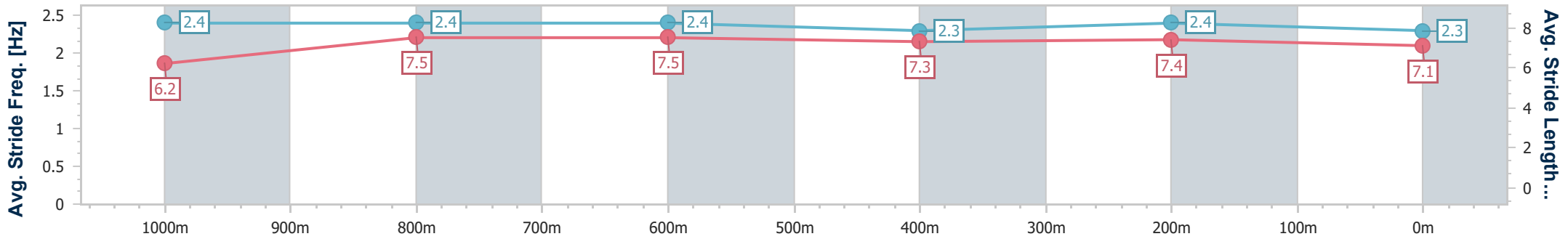
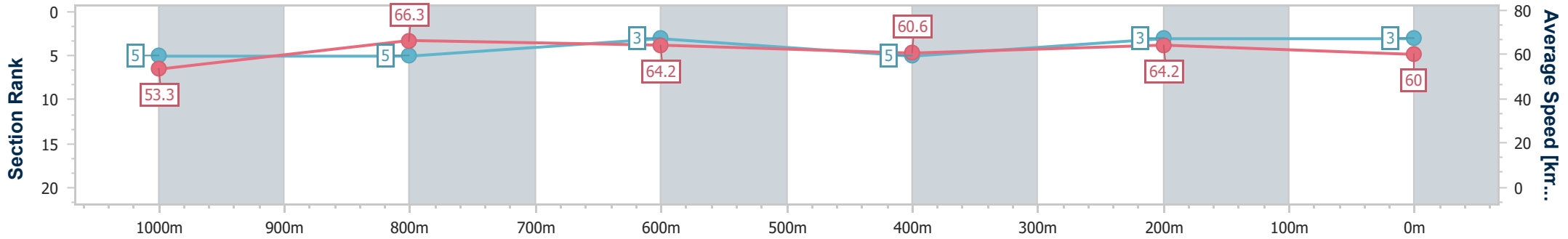


**Doomben QLD Professional**  
**Race 3: XXXX QTIS Two-Year-Old Maiden Plate - 1200m**  
 12 June 2024 - 13:11  
 Track Rating: Good 4, Weather: Fine, Rail Position: +9m Entire



**BRISBANE**  
RACING CLUB

Section	Overall	1000m	800m	600m	400m	200m
Section Times	1:10.78 [3] (0:13.46)	0:57.32 [5] (0:10.95)	0:46.37 [5] (0:11.24)	0:35.13 [3] (0:11.91)	0:23.22 [5] (0:11.23)	0:11.99 [3] (0:11.99)
Average Speed [km/h]	53.3	66.3	64.2	60.6	64.2	60.0
Top Speed [km/h]	67.8	67.3	66.3	61.7	66.0	63.2
Avg. Dist. to Rail [m]	2.1	1.8	0.9	0.5	0.9	1.4
Avg. Stride Freq. [Hz]	2.4	2.4	2.4	2.3	2.4	2.3
Avg. Stride Length [m]	6.2	7.5	7.5	7.3	7.4	7.1



- [ ] Ranking at each section and finish
- .-.- No data available at this section
- NA No data available



Horse/Jockey Name	Hey Chardonnay
Final Rank	4
Fastest Section Time (Section)	0:10.97 (1000m)
Top Speed [km/h] (Section)	67.7 (1000m)
Race State	Finished

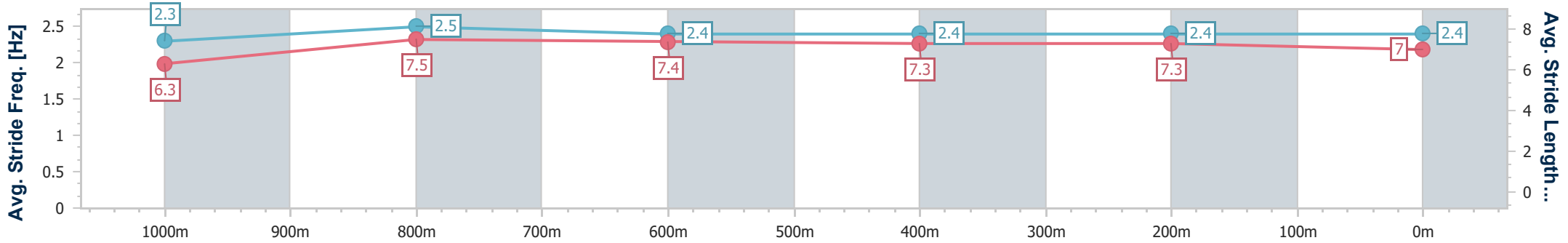
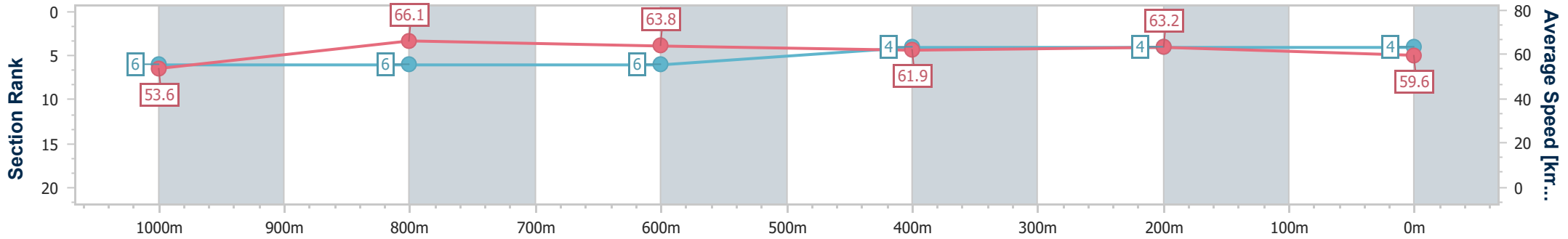


**Doomben QLD Professional**  
**Race 3: XXXX QTIS Two-Year-Old Maiden Plate - 1200m**  
 12 June 2024 - 13:11  
 Track Rating: Good 4, Weather: Fine, Rail Position: +9m Entire



BRISBANE  
RACING CLUB

Section	Overall	1000m	800m	600m	400m	200m
Section Times	1:11.04 [4] (0:13.48)	0:57.56 [6] (0:10.97)	0:46.59 [6] (0:11.43)	0:35.16 [6] (0:11.68)	0:23.48 [4] (0:11.39)	0:12.09 [4] (0:12.09)
Average Speed [km/h]	53.6	66.1	63.8	61.9	63.2	59.6
Top Speed [km/h]	67.3	67.7	65.0	62.8	64.4	63.1
Avg. Dist. to Rail [m]	6.4	2.0	2.5	1.2	1.1	1.6
Avg. Stride Freq. [Hz]	2.3	2.5	2.4	2.4	2.4	2.4
Avg. Stride Length [m]	6.3	7.5	7.4	7.3	7.3	7.0



- [ ] Ranking at each section and finish
- .-.- No data available at this section
- NA No data available



Horse/Jockey Name	Liparota
Final Rank	5
Fastest Section Time (Section)	0:10.82 (1000m)
Top Speed [km/h] (Section)	68.8 (1000m)
Race State	Finished

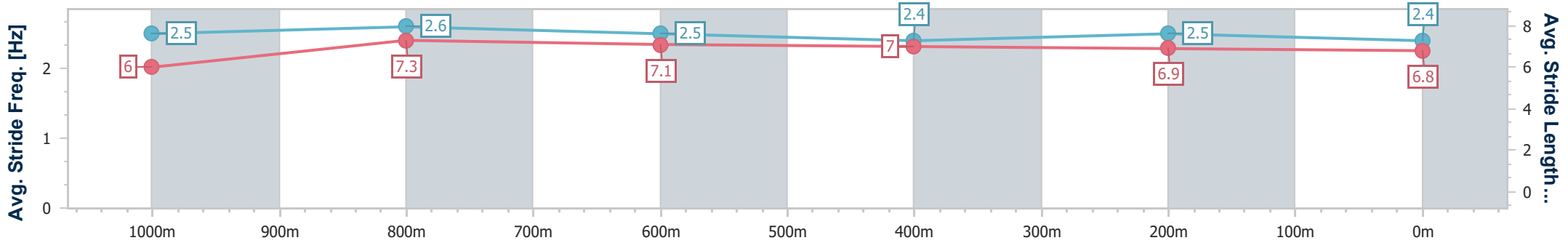
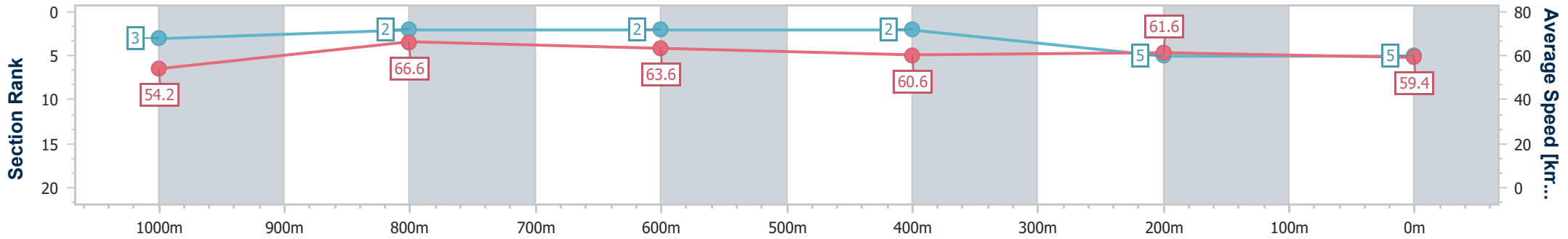


**Doomben QLD Professional**  
**Race 3: XXXX QTIS Two-Year-Old Maiden Plate - 1200m**  
 12 June 2024 - 13:11  
 Track Rating: Good 4, Weather: Fine, Rail Position: +9m Entire



BRISBANE  
RACING CLUB

Section	Overall	1000m	800m	600m	400m	200m
Section Times	1:11.14 [5] (0:13.26)	0:57.88 [3] (0:10.82)	0:47.06 [2] (0:11.44)	0:35.62 [2] (0:11.86)	0:23.76 [2] (0:11.60)	0:12.16 [5] (0:12.16)
Average Speed [km/h]	54.2	66.6	63.6	60.6	61.6	59.4
Top Speed [km/h]	68.4	68.8	65.9	61.6	63.0	61.1
Avg. Dist. to Rail [m]	5.1	3.1	2.2	0.9	1.5	0.9
Avg. Stride Freq. [Hz]	2.5	2.6	2.5	2.4	2.5	2.4
Avg. Stride Length [m]	6.0	7.3	7.1	7.0	6.9	6.8



- [ ] Ranking at each section and finish
- .-.- No data available at this section
- NA No data available



Horse/Jockey Name	Miss Palladium
Final Rank	6
Fastest Section Time (Section)	0:10.91 (1000m)
Top Speed [km/h] (Section)	67.3 (1000m)
Race State	Finished

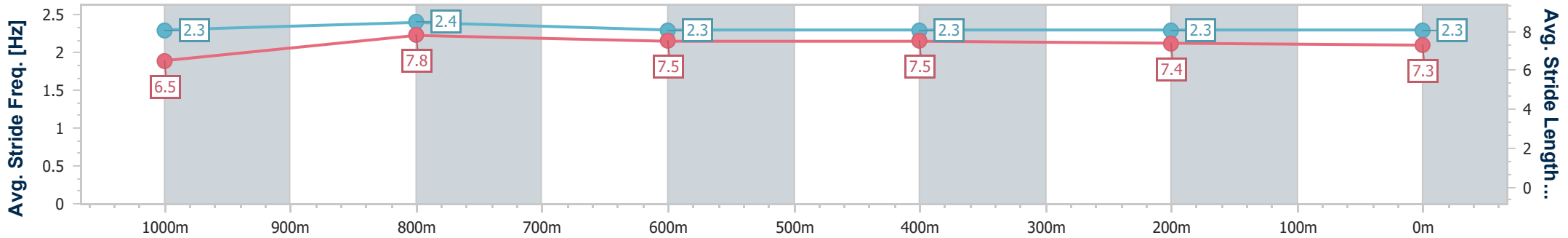
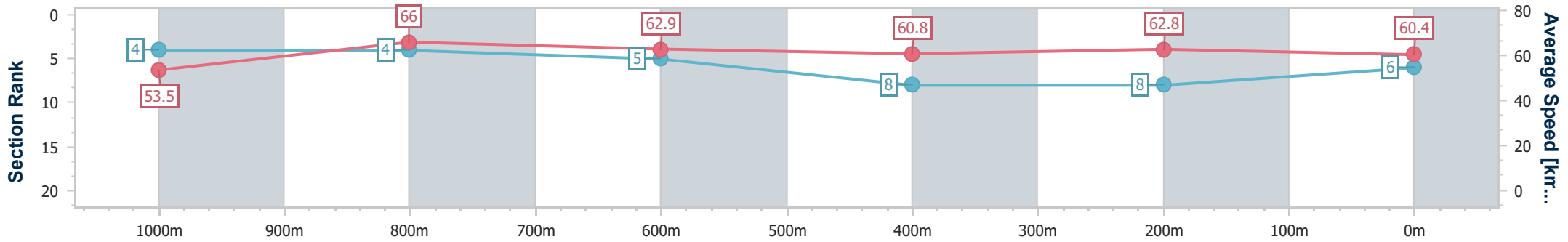


**Doomben QLD Professional**  
**Race 3: XXXX QTIS Two-Year-Old Maiden Plate - 1200m**  
 12 June 2024 - 13:11  
 Track Rating: Good 4, Weather: Fine, Rail Position: +9m Entire



**BRISBANE**  
RACING CLUB

Section	Overall	1000m	800m	600m	400m	200m
Section Times	1:11.16 [6] (0:13.45)	0:57.71 [4] (0:10.91)	0:46.80 [4] (0:11.51)	0:35.29 [5] (0:11.92)	0:23.37 [8] (0:11.44)	0:11.93 [8] (0:11.93)
Average Speed [km/h]	53.5	66.0	62.9	60.8	62.8	60.4
Top Speed [km/h]	67.3	67.3	64.2	61.6	64.4	62.9
Avg. Dist. to Rail [m]	0.8	0.7	1.2	0.8	1.0	0.4
Avg. Stride Freq. [Hz]	2.3	2.4	2.3	2.3	2.3	2.3
Avg. Stride Length [m]	6.5	7.8	7.5	7.5	7.4	7.3



- [ ] Ranking at each section and finish
- .-.- No data available at this section
- NA No data available





Horse/Jockey Name	San Jose Boy
Final Rank	7
Fastest Section Time (Section)	0:11.06 (1000m)
Top Speed [km/h] (Section)	67.0 (Overall)
Race State	Finished

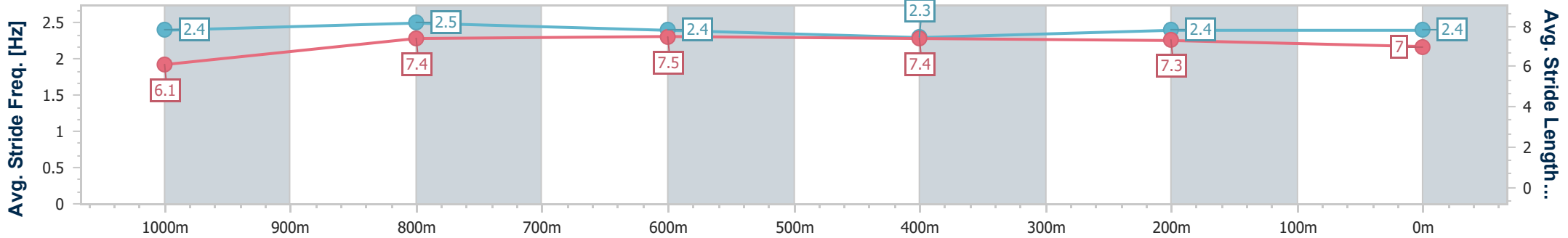
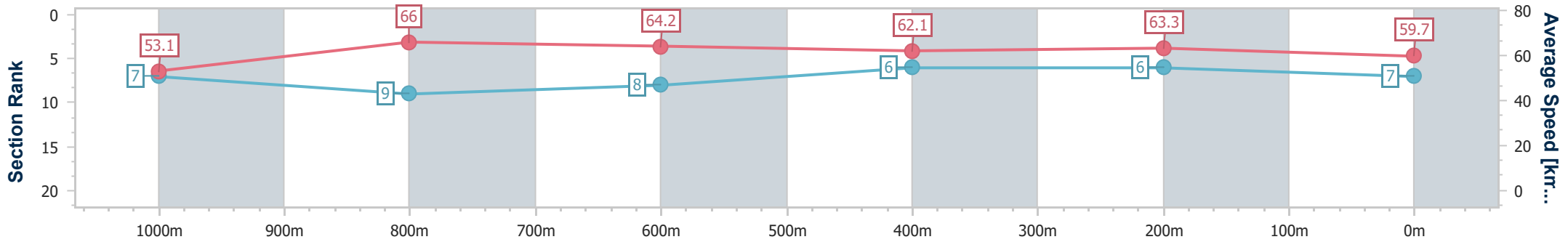


**Doomben QLD Professional**  
**Race 3: XXXX QTIS Two-Year-Old Maiden Plate - 1200m**  
 12 June 2024 - 13:11  
 Track Rating: Good 4, Weather: Fine, Rail Position: +9m Entire



BRISBANE  
RACING CLUB

Section	Overall	1000m	800m	600m	400m	200m
Section Times	1:11.19 [7] (0:13.60)	0:57.59 [7] (0:11.06)	0:46.53 [9] (0:11.38)	0:35.15 [8] (0:11.68)	0:23.47 [6] (0:11.40)	0:12.07 [6] (0:12.07)
Average Speed [km/h]	53.1	66.0	64.2	62.1	63.3	59.7
Top Speed [km/h]	67.0	66.8	65.5	63.1	64.5	62.6
Avg. Dist. to Rail [m]	9.3	4.3	2.9	1.4	2.0	3.3
Avg. Stride Freq. [Hz]	2.4	2.5	2.4	2.3	2.4	2.4
Avg. Stride Length [m]	6.1	7.4	7.5	7.4	7.3	7.0



- [ ] Ranking at each section and finish
- .-.- No data available at this section
- NA No data available



Horse/Jockey Name	Enterprise Defence
Final Rank	8
Fastest Section Time (Section)	0:10.97 (1000m)
Top Speed [km/h] (Section)	67.9 (1000m)
Race State	Finished

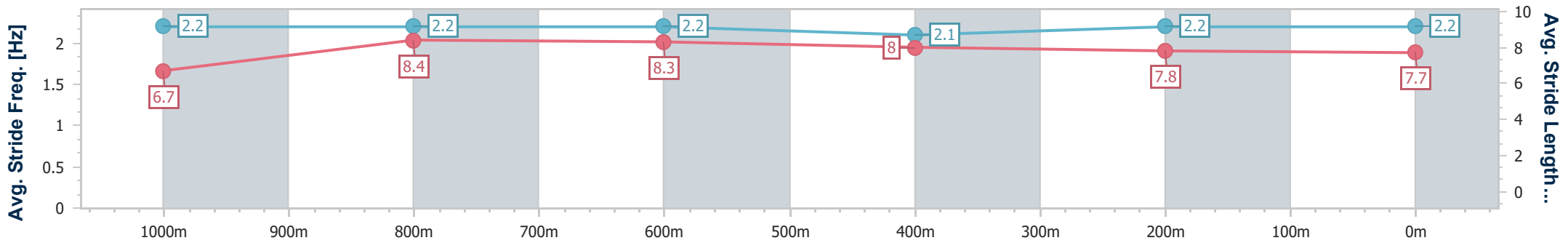
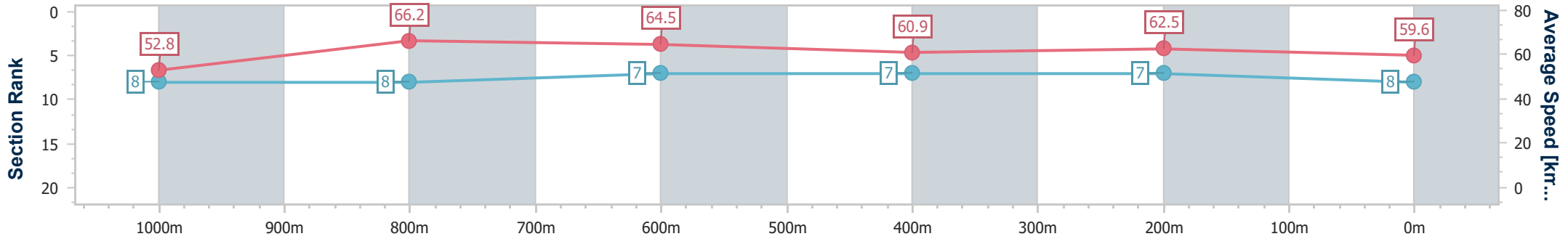


**Doomben QLD Professional**  
**Race 3: XXXX QTIS Two-Year-Old Maiden Plate - 1200m**  
 12 June 2024 - 13:11  
 Track Rating: Good 4, Weather: Fine, Rail Position: +9m Entire



BRISBANE  
RACING CLUB

Section	Overall	1000m	800m	600m	400m	200m
Section Times	1:11.28 [8] (0:13.64)	0:57.64 [8] (0:10.97)	0:46.67 [8] (0:11.29)	0:35.38 [7] (0:11.82)	0:23.56 [7] (0:11.50)	0:12.06 [7] (0:12.06)
Average Speed [km/h]	52.8	66.2	64.5	60.9	62.5	59.6
Top Speed [km/h]	67.4	67.9	65.5	61.9	63.4	61.8
Avg. Dist. to Rail [m]	5.2	1.9	2.0	1.0	0.8	1.0
Avg. Stride Freq. [Hz]	2.2	2.2	2.2	2.1	2.2	2.2
Avg. Stride Length [m]	6.7	8.4	8.3	8.0	7.8	7.7



- [ ] Ranking at each section and finish
- .-.- No data available at this section
- NA No data available



Horse/Jockey Name	Click Click Boom
Final Rank	9
Fastest Section Time (Section)	0:11.17 (1000m)
Top Speed [km/h] (Section)	66.5 (Overall)
Race State	Finished

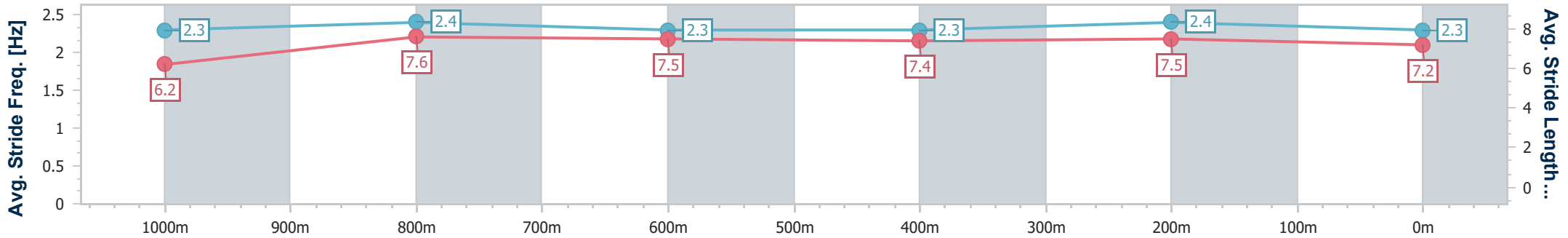
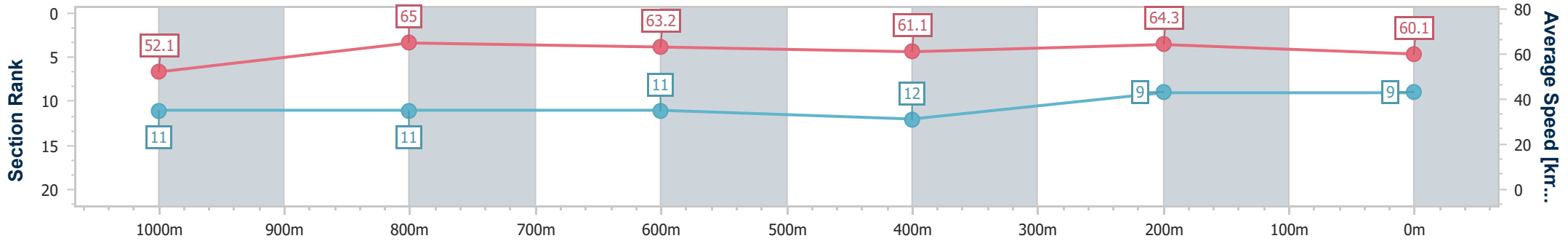


**Doomben QLD Professional**  
**Race 3: XXXX QTIS Two-Year-Old Maiden Plate - 1200m**  
 12 June 2024 - 13:11  
 Track Rating: Good 4, Weather: Fine, Rail Position: +9m Entire



BRISBANE  
RACING CLUB

Section	Overall	1000m	800m	600m	400m	200m
Section Times	1:11.33 [9] (0:13.81)	0:57.52 [11] (0:11.17)	0:46.35 [11] (0:11.42)	0:34.93 [11] (0:11.78)	0:23.15 [12] (0:11.17)	0:11.98 [9] (0:11.98)
Average Speed [km/h]	52.1	65.0	63.2	61.1	64.3	60.1
Top Speed [km/h]	66.5	66.4	65.2	62.7	65.7	64.2
Avg. Dist. to Rail [m]	7.8	2.5	0.5	0.5	1.1	1.9
Avg. Stride Freq. [Hz]	2.3	2.4	2.3	2.3	2.4	2.3
Avg. Stride Length [m]	6.2	7.6	7.5	7.4	7.5	7.2



- [ ] Ranking at each section and finish
- .-.- No data available at this section
- NA No data available



Horse/Jockey Name	November Sun
Final Rank	10
Fastest Section Time (Section)	0:11.03 (1000m)
Top Speed [km/h] (Section)	67.4 (Overall)
Race State	Finished

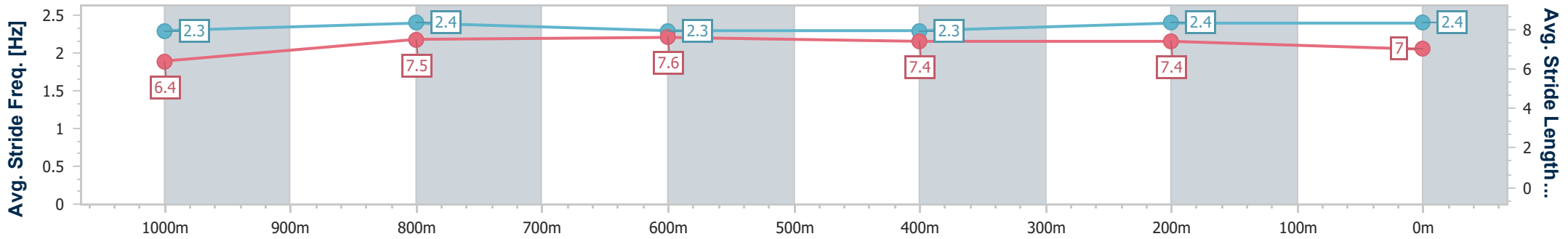
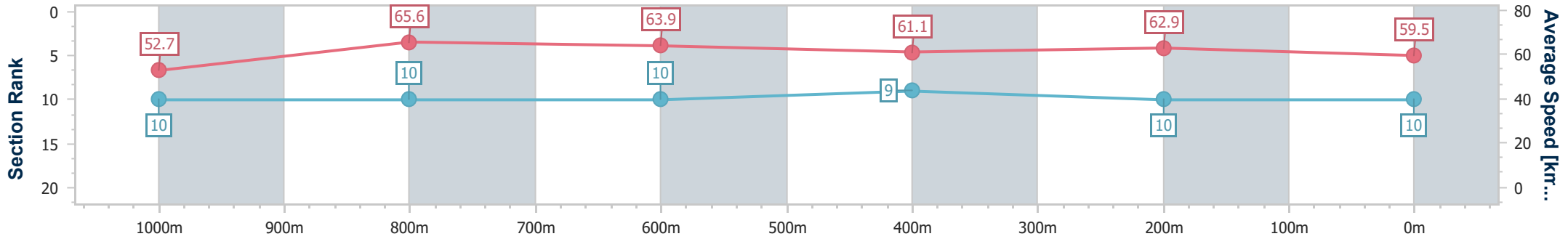


**Doomben QLD Professional**  
**Race 3: XXXX QTIS Two-Year-Old Maiden Plate - 1200m**  
 12 June 2024 - 13:11  
 Track Rating: Good 4, Weather: Fine, Rail Position: +9m Entire



BRISBANE  
RACING CLUB

Section	Overall	1000m	800m	600m	400m	200m
Section Times	1:11.49 [10] (0:13.71)	0:57.78 [10] (0:11.03)	0:46.75 [10] (0:11.39)	0:35.36 [10] (0:11.80)	0:23.56 [9] (0:11.47)	0:12.09 [10] (0:12.09)
Average Speed [km/h]	52.7	65.6	63.9	61.1	62.9	59.5
Top Speed [km/h]	67.4	67.1	64.5	63.2	64.2	61.8
Avg. Dist. to Rail [m]	6.4	2.8	2.0	0.5	2.8	3.4
Avg. Stride Freq. [Hz]	2.3	2.4	2.3	2.3	2.4	2.4
Avg. Stride Length [m]	6.4	7.5	7.6	7.4	7.4	7.0



- [ ] Ranking at each section and finish
- .-.- No data available at this section
- NA No data available



Horse/Jockey Name	Mishy
Final Rank	11
Fastest Section Time (Section)	0:10.95 (1000m)
Top Speed [km/h] (Section)	68.1 (1000m)
Race State	Finished

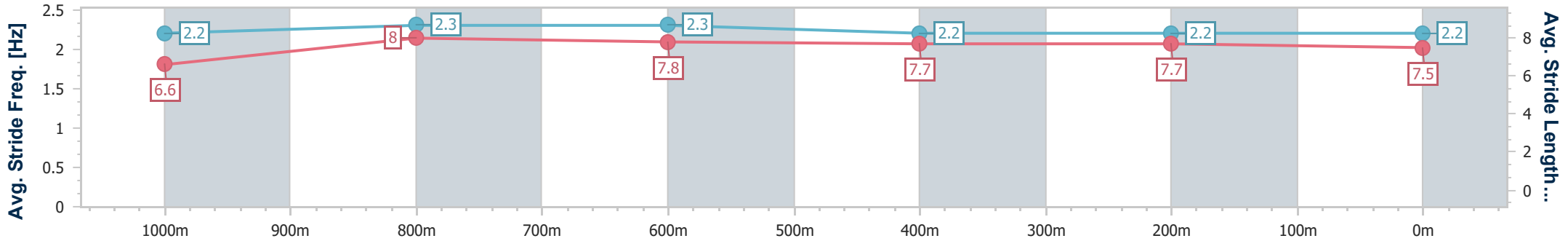
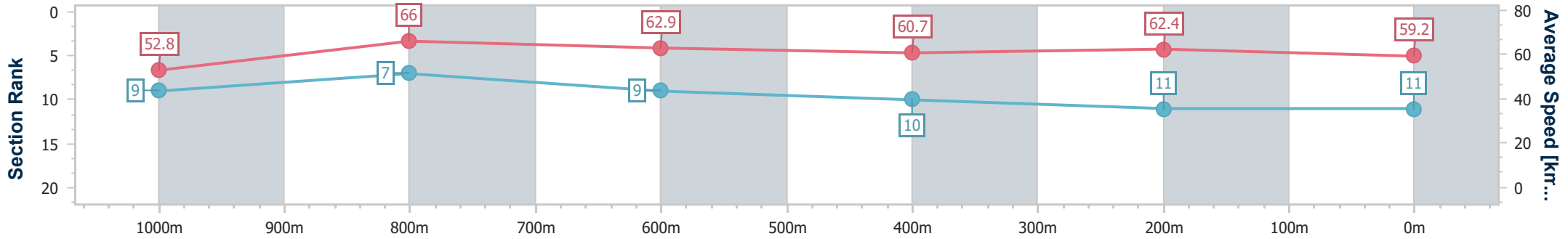


**Doomben QLD Professional**  
**Race 3: XXXX QTIS Two-Year-Old Maiden Plate - 1200m**  
 12 June 2024 - 13:11  
 Track Rating: Good 4, Weather: Fine, Rail Position: +9m Entire



BRISBANE  
RACING CLUB

Section	Overall	1000m	800m	600m	400m	200m
Section Times	1:11.58 [11] (0:13.64)	0:57.94 [9] (0:10.95)	0:46.99 [7] (0:11.53)	0:35.46 [9] (0:11.82)	0:23.64 [10] (0:11.46)	0:12.18 [11] (0:12.18)
Average Speed [km/h]	52.8	66.0	62.9	60.7	62.4	59.2
Top Speed [km/h]	68.1	68.1	64.2	61.8	63.7	62.5
Avg. Dist. to Rail [m]	3.2	1.2	1.1	1.2	1.7	1.1
Avg. Stride Freq. [Hz]	2.2	2.3	2.3	2.2	2.2	2.2
Avg. Stride Length [m]	6.6	8.0	7.8	7.7	7.7	7.5



- [ ] Ranking at each section and finish
- .-.- No data available at this section
- NA No data available



Horse/Jockey Name	Fratianno
Final Rank	12
Fastest Section Time (Section)	0:11.19 (1000m)
Top Speed [km/h] (Section)	67.0 (1000m)
Race State	Finished

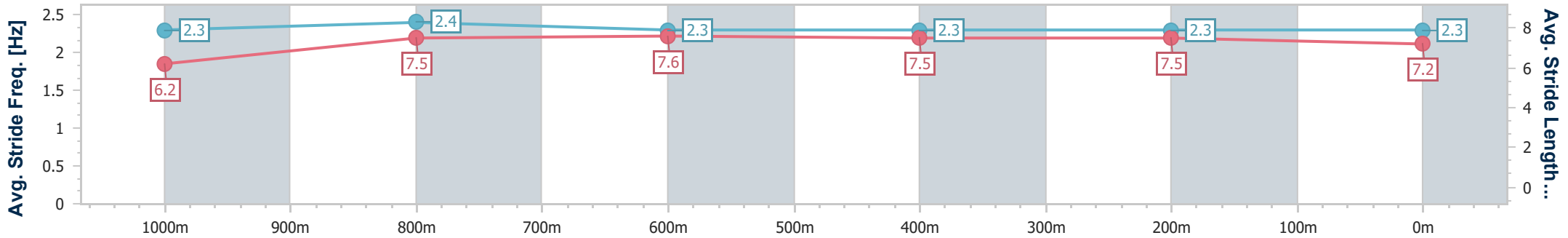
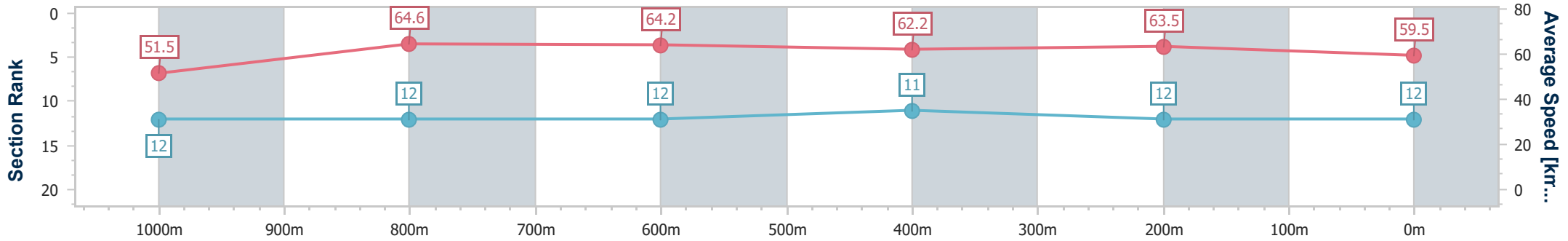


**Doomben QLD Professional**  
**Race 3: XXXX QTIS Two-Year-Old Maiden Plate - 1200m**  
 12 June 2024 - 13:11  
 Track Rating: Good 4, Weather: Fine, Rail Position: +9m Entire



BRISBANE  
RACING CLUB

Section	Overall	1000m	800m	600m	400m	200m
Section Times	1:11.59 [12] (0:13.97)	0:57.62 [12] (0:11.19)	0:46.43 [12] (0:11.31)	0:35.12 [12] (0:11.66)	0:23.46 [11] (0:11.37)	0:12.09 [12] (0:12.09)
Average Speed [km/h]	51.5	64.6	64.2	62.2	63.5	59.5
Top Speed [km/h]	66.6	67.0	64.9	63.7	65.1	63.4
Avg. Dist. to Rail [m]	2.3	1.5	1.4	0.8	4.0	4.4
Avg. Stride Freq. [Hz]	2.3	2.4	2.3	2.3	2.3	2.3
Avg. Stride Length [m]	6.2	7.5	7.6	7.5	7.5	7.2



- [ ] Ranking at each section and finish
- .-.- No data available at this section
- NA No data available