



# Doomben QLD Professional

## Race 4: LADBROKE IT! BENCHMARK 65 Handicap - 2060m

12 June 2024 - 13:46



BRISBANE  
RACING CLUB

Track Rating: Good 4, Weather: Fine, Rail Position: +9m Entire

Section														
Field Times	Overall	1800m	1600m	1400m	1200m	1000m	800m	Last 600m						
	2:07.25 (0:17.71)	1:49.54 (0:11.97)	1:37.57 (0:12.23)	1:25.34 (0:12.39)	1:12.95 (0:12.24)	1:00.71 (0:12.17)	0:48.54 (0:11.95)	0:36.59						
Rank	TAB	Horse/Jockey	Barrier	Top Speed [km/h]	Fastest Section								Distance Travelled [m]	
1	6	ARTFUL GIRL Marnu Potgieter	4	62.4 600m	0:11.84 400m	2:07.25 [1] (0:18.18)	1:49.07 [5] (0:12.05)	1:37.02 [5] (0:12.04)	1:24.98 [4] (0:12.34)	1:12.64 [4] (0:12.24)	1:00.40 [4] (0:12.26)	0:48.14 [4] (0:11.95)	0:36.19	
2	4	PRINCETON AWARD Damien Thornton	13	63.5 800m	0:11.71 800m	2:07.48 [2] (0:18.50)	1:48.98 [8] (0:12.19)	1:36.79 [8] (0:12.13)	1:24.66 [9] (0:12.42)	1:12.24 [9] (0:12.25)	0:59.99 [9] (0:12.12)	0:47.87 [8] (0:11.71)	0:36.16	-1
3	9	OLD SONG Robbie Dolan	10	63.0 600m	0:11.72 400m	2:07.51 [3] (0:18.63)	1:48.88 [9] (0:12.27)	1:36.61 [10] (0:12.22)	1:24.39 [10] (0:12.49)	1:11.90 [10] (0:12.23)	0:59.67 [10] (0:12.07)	0:47.60 [10] (0:11.80)	0:35.80	-1
4	5	SAVILEO Jake Bayliss	15	63.6 600m	0:11.59 600m	2:07.55 [4] (0:18.80)	1:48.75 [11] (0:12.41)	1:36.34 [11] (0:12.17)	1:24.17 [12] (0:12.38)	1:11.79 [12] (0:12.27)	0:59.52 [12] (0:12.07)	0:47.45 [12] (0:11.75)	0:35.70	-2
5	14	MANA COMBAT Mark Du Plessis	11	62.2 400m	0:11.66 400m	2:07.84 [5] (0:18.96)	1:48.88 [12] (0:12.26)	1:36.62 [12] (0:12.13)	1:24.49 [11] (0:12.27)	1:12.22 [11] (0:12.27)	0:59.95 [11] (0:12.12)	0:47.83 [11] (0:11.82)	0:36.01	-18
6	2	TOROVISTA Kyle Wilson-Taylor	7	63.3 Overall	0:11.81 600m	2:07.84 [6] (0:17.71)	1:50.13 [1] (0:11.97)	1:38.16 [1] (0:12.23)	1:25.93 [1] (0:12.39)	1:13.54 [1] (0:12.24)	1:01.30 [1] (0:12.17)	0:49.13 [1] (0:11.95)	0:37.18	-7
7	7	COOL KAAP Ryan Maloney	6	62.6 600m	0:11.81 600m	2:07.86 [7] (0:18.35)	1:49.51 [7] (0:12.16)	1:37.35 [7] (0:12.06)	1:25.29 [7] (0:12.41)	1:12.88 [7] (0:12.30)	1:00.58 [7] (0:12.27)	0:48.31 [7] (0:11.86)	0:36.45	-5
8	12	MISS BRITTANY Craig Williams	2	62.3 Overall	0:11.76 600m	2:08.12 [8] (0:18.09)	1:50.03 [3] (0:12.04)	1:37.99 [3] (0:12.11)	1:25.88 [3] (0:12.31)	1:13.57 [3] (0:12.27)	1:01.30 [3] (0:12.24)	0:49.06 [3] (0:12.04)	0:37.02	-14
9	1	ANEMACORE Michael Rodd	1	61.7 Overall	0:11.77 600m	2:08.14 [9] (0:18.30)	1:49.84 [6] (0:12.16)	1:37.68 [6] (0:12.00)	1:25.68 [6] (0:12.37)	1:13.31 [6] (0:12.25)	1:01.06 [6] (0:12.22)	0:48.84 [6] (0:11.95)	0:36.89	-14
10	11	WITHOUT A DOUBT Cejay Graham	9	62.6 Overall	0:11.83 600m	2:08.45 [10] (0:18.79)	1:49.66 [10] (0:12.01)	1:37.65 [9] (0:12.00)	1:25.65 [8] (0:12.32)	1:13.33 [8] (0:12.33)	1:01.00 [8] (0:12.17)	0:48.83 [9] (0:11.96)	0:36.87	-17

Scratched: Ring Me Up (#10), Two Smokin Barrels (#3), Ginasue (#15)

[ ] Ranking at each section and finish  
 -:-:- No data available at this section  
 NA No data available

SCN Saddle cloth number  
 DNF Did not finish  
 DNT Did not track



# Doomben QLD Professional

## Race 4: LADBROKE IT! BENCHMARK 65 Handicap - 2060m

12 June 2024 - 13:46



BRISBANE  
RACING CLUB

Track Rating: Good 4, Weather: Fine, Rail Position: +9m Entire

Section		Overall	1800m	1600m	1400m	1200m	1000m	800m	Last 600m
Field Times		2:07.25 (0:17.71)	1:49.54 (0:11.97)	1:37.57 (0:12.23)	1:25.34 (0:12.39)	1:12.95 (0:12.24)	1:00.71 (0:12.17)	0:48.54 (0:11.95)	0:36.59

Rank	TAB	Horse/Jockey	Barrier	Top Speed [km/h]	Fastest Section	Overall	1800m	1600m	1400m	1200m	1000m	800m	Last 600m	Distance Travelled [m]
11	13	BRAVE BOY Ron Stewart	3	62.7 600m	0:11.86 600m	2:08.81 [11] (0:18.11)	1:50.70 [4] (0:12.06)	1:38.64 [4] (0:12.16)	1:26.48 [5] (0:12.36)	1:14.12 [5] (0:12.27)	1:01.85 [5] (0:12.19)	0:49.66 [5] (0:11.97)	0:37.69	-6
12	8	KINGFIELD James Orman	8	63.4 Overall	0:11.89 800m	2:09.06 [12] (0:17.91)	1:51.15 [2] (0:12.00)	1:39.15 [2] (0:12.20)	1:26.95 [2] (0:12.37)	1:14.58 [2] (0:12.28)	1:02.30 [2] (0:12.24)	0:50.06 [2] (0:11.89)	0:38.17	-8

Scratched: Ring Me Up (#10), Two Smokin Barrels (#3), Ginasue (#15)

[ ] Ranking at each section and finish  
 -:-:-:- No data available at this section  
 NA No data available

SCN Saddle cloth number  
 DNF Did not finish  
 DNT Did not track



# Doomben QLD Professional

## Race 4: LADBROKE IT! BENCHMARK 65 Handicap - 2060m

12 June 2024 - 13:46



BRISBANE  
RACING CLUB

Track Rating: Good 4, Weather: Fine, Rail Position: +9m Entire

Section				600m	400m	200m			Last 600m	
Field Times				0:36.59 (0:11.81)	0:24.78 (0:12.26)	0:12.52 (0:12.52)			0:36.59	
Rank	TAB Horse/Jockey	Barrier	Top Speed [km/h]	Fastest Section				Margin	Distance Travelled [m]	
1	6 ARTFUL GIRL Marnu Potgieter	4	62.4 600m	0:11.84 400m	0:36.19 [3] (0:11.96)	0:24.23 [5] (0:11.84)	0:12.39 [2] (0:12.39)	2:07.25	0:36.19	
2	4 PRINCETON AWARD Damien Thornton	13	63.5 800m	0:11.71 800m	0:36.16 [7] (0:11.87)	0:24.29 [7] (0:11.81)	0:12.48 [4] (0:12.48)	1.35L	0:36.16 -1	
3	9 OLD SONG Robbie Dolan	10	63.0 600m	0:11.72 400m	0:35.80 [10] (0:11.75)	0:24.05 [11] (0:11.72)	0:12.33 [7] (0:12.33)	1.54L	0:35.80 -1	
4	5 SAVILEO Jake Bayliss	15	63.6 600m	0:11.59 600m	0:35.70 [12] (0:11.59)	0:24.11 [10] (0:11.69)	0:12.42 [5] (0:12.42)	1.81L	0:35.70 -2	
5	14 MANA COMBAT Mark Du Plessis	11	62.2 400m	0:11.66 400m	0:36.01 [11] (0:11.76)	0:24.25 [12] (0:11.66)	0:12.59 [11] (0:12.59)	3.48L	0:36.01 -18	
6	2 TOROVISTA Kyle Wilson-Taylor	7	63.3 Overall	0:11.81 600m	0:37.18 [1] (0:11.81)	0:25.37 [1] (0:12.26)	0:13.11 [1] (0:13.11)	3.51L	0:37.18 -7	
7	7 COOL KAAP Ryan Maloney	6	62.6 600m	0:11.81 600m	0:36.45 [8] (0:11.81)	0:24.64 [8] (0:12.01)	0:12.63 [9] (0:12.63)	3.6L	0:36.45 -5	
8	12 MISS BRITTANY Craig Williams	2	62.3 Overall	0:11.76 600m	0:37.02 [4] (0:11.76)	0:25.26 [3] (0:12.11)	0:13.15 [3] (0:13.15)	5.12L	0:37.02 -14	
9	1 ANEMACORE Michael Rodd	1	61.7 Overall	0:11.77 600m	0:36.89 [6] (0:11.77)	0:25.12 [6] (0:12.12)	0:13.00 [6] (0:13.00)	5.26L	0:36.89 -14	
10	11 WITHOUT A DOUBT Cejay Graham	9	62.6 Overall	0:11.83 600m	0:36.87 [9] (0:11.83)	0:25.04 [9] (0:12.02)	0:13.02 [12] (0:13.02)	7.08L	0:36.87 -17	

Scratched: Ring Me Up (#10), Two Smokin Barrels (#3), Ginasue (#15)

[ ] Ranking at each section and finish  
 -:-:- No data available at this section  
 NA No data available

SCN Saddle cloth number  
 DNF Did not finish  
 DNT Did not track



# Doomben QLD Professional

## Race 4: LADBROKE IT! BENCHMARK 65 Handicap - 2060m

12 June 2024 - 13:46



BRISBANE  
RACING CLUB

Track Rating: Good 4, Weather: Fine, Rail Position: +9m Entire

Section		600m	400m	200m				Last 600m		
Field Times		0:36.59 (0:11.81)	0:24.78 (0:12.26)	0:12.52 (0:12.52)				0:36.59		
Rank	TAB Horse/Jockey	Barrier	Top Speed [km/h]	Fastest Section	Margin			Distance Travelled [m]		
11	13 BRAVE BOY Ron Stewart	3	62.7 600m	0:11.86 600m	0:37.69 [5] (0:11.86)	0:25.83 [4] (0:12.21)	0:13.62 [8] (0:13.62)	9.21L	0:37.69	-6
12	8 KINGFIELD James Orman	8	63.4 Overall	0:11.89 800m	0:38.17 [2] (0:11.94)	0:26.23 [2] (0:12.41)	0:13.82 [10] (0:13.82)	10.68L	0:38.17	-8

Scratched: Ring Me Up (#10), Two Smokin Barrels (#3), Ginasue (#15)

[ ] Ranking at each section and finish  
 -:-:-:- No data available at this section  
 NA No data available

SCN Saddle cloth number  
 DNF Did not finish  
 DNT Did not track



Horse/Jockey Name	Artful Girl
Final Rank	1
Fastest Section Time (Section)	0:11.84 (400m)
Top Speed [km/h] (Section)	62.4 (600m)
Race State	Finished



Doomben QLD Professional

Race 4: LADBROKE IT! BENCHMARK 65 Handicap - 2060m

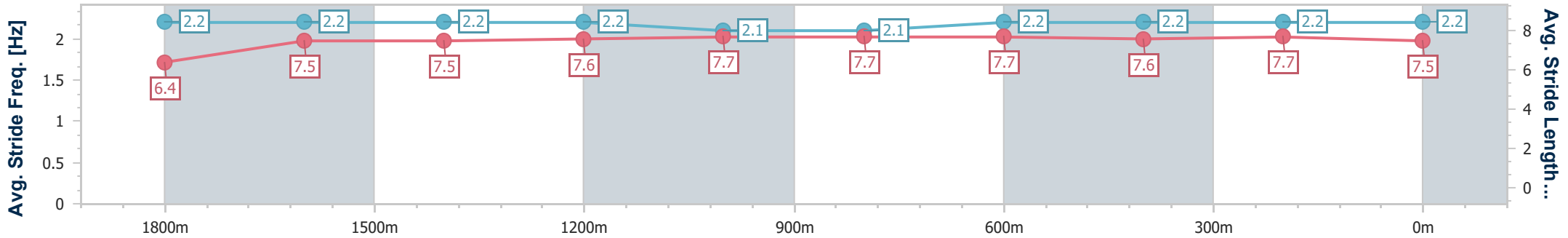
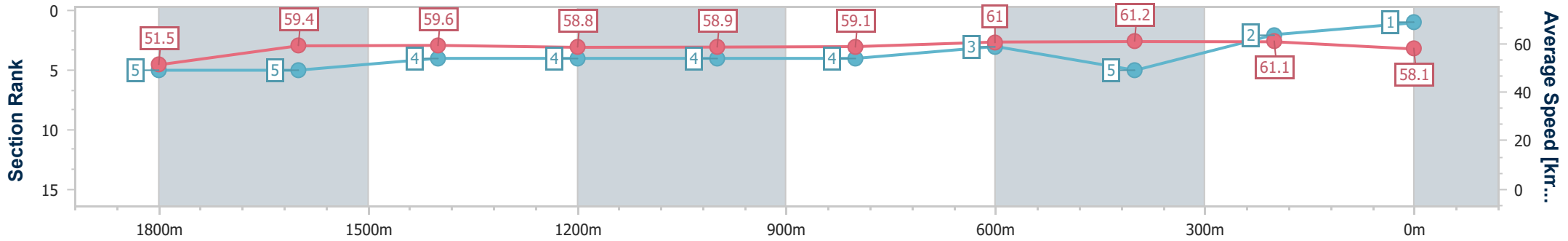
12 June 2024 - 13:46

Track Rating: Good 4, Weather: Fine, Rail Position: +9m Entire



BRISBANE RACING CLUB

Section	Overall	1800m	1600m	1400m	1200m	1000m	800m	600m	400m	200m
Section Times	2:07.25 [1] (0:18.18)	1:49.07 [5] (0:12.05)	1:37.02 [5] (0:12.04)	1:24.98 [4] (0:12.34)	1:12.64 [4] (0:12.24)	1:00.40 [4] (0:12.26)	0:48.14 [4] (0:11.95)	0:36.19 [3] (0:11.96)	0:24.23 [5] (0:11.84)	0:12.39 [2] (0:12.39)
Average Speed [km/h]	51.5	59.4	59.6	58.8	58.9	59.1	61.0	61.2	61.1	58.1
Top Speed [km/h]	62.0	60.8	60.3	60.3	60.2	60.1	62.0	62.4	62.0	60.7
Avg. Dist. to Rail [m]	1.8	1.0	0.6	1.4	2.3	2.6	2.7	2.9	1.4	1.1
Avg. Stride Freq. [Hz]	2.2	2.2	2.2	2.2	2.1	2.1	2.2	2.2	2.2	2.2
Avg. Stride Length [m]	6.4	7.5	7.5	7.6	7.7	7.7	7.7	7.6	7.7	7.5



- [ ] Ranking at each section and finish
- .-.- No data available at this section
- NA No data available



Horse/Jockey Name	Princeton Award
Final Rank	2
Fastest Section Time (Section)	0:11.71 (800m)
Top Speed [km/h] (Section)	63.5 (800m)
Race State	Finished



Doomben QLD Professional

Race 4: LADBROKE IT! BENCHMARK 65 Handicap - 2060m

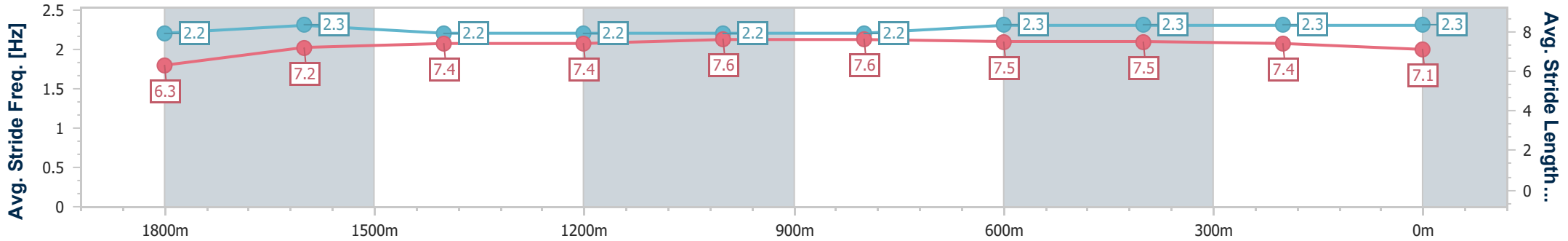
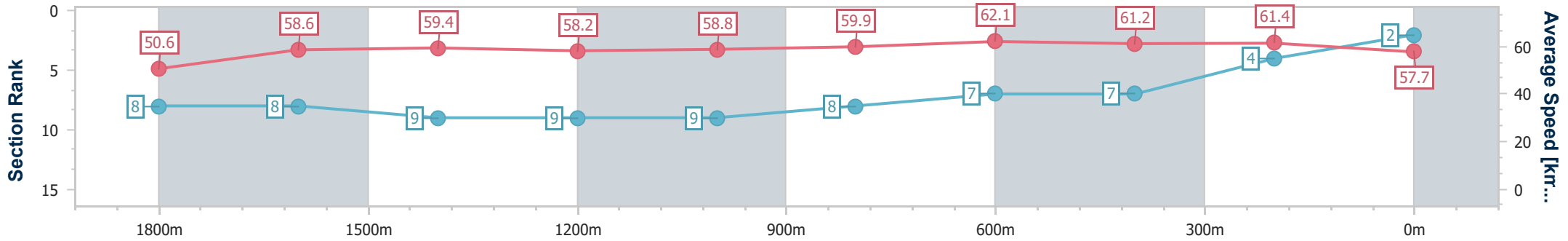
12 June 2024 - 13:46

Track Rating: Good 4, Weather: Fine, Rail Position: +9m Entire



BRISBANE RACING CLUB

Section	Overall	1800m	1600m	1400m	1200m	1000m	800m	600m	400m	200m
Section Times	2:07.48 [2] (0:18.50)	1:48.98 [8] (0:12.19)	1:36.79 [8] (0:12.13)	1:24.66 [9] (0:12.42)	1:12.24 [9] (0:12.25)	0:59.99 [9] (0:12.12)	0:47.87 [8] (0:11.71)	0:36.16 [7] (0:11.87)	0:24.29 [7] (0:11.81)	0:12.48 [4] (0:12.48)
Average Speed [km/h]	50.6	58.6	59.4	58.2	58.8	59.9	62.1	61.2	61.4	57.7
Top Speed [km/h]	61.4	60.6	60.2	59.4	59.5	61.0	63.5	62.1	62.0	61.4
Avg. Dist. to Rail [m]	4.2	1.1	0.4	1.1	1.7	2.0	2.4	2.1	2.2	2.8
Avg. Stride Freq. [Hz]	2.2	2.3	2.2	2.2	2.2	2.2	2.3	2.3	2.3	2.3
Avg. Stride Length [m]	6.3	7.2	7.4	7.4	7.6	7.6	7.5	7.5	7.4	7.1



- [ ] Ranking at each section and finish
- .-.- No data available at this section
- NA No data available



Horse/Jockey Name	Old Song
Final Rank	3
Fastest Section Time (Section)	0:11.72 (400m)
Top Speed [km/h] (Section)	63.0 (600m)
Race State	Finished



Doomben QLD Professional

Race 4: LADBROKE IT! BENCHMARK 65 Handicap - 2060m

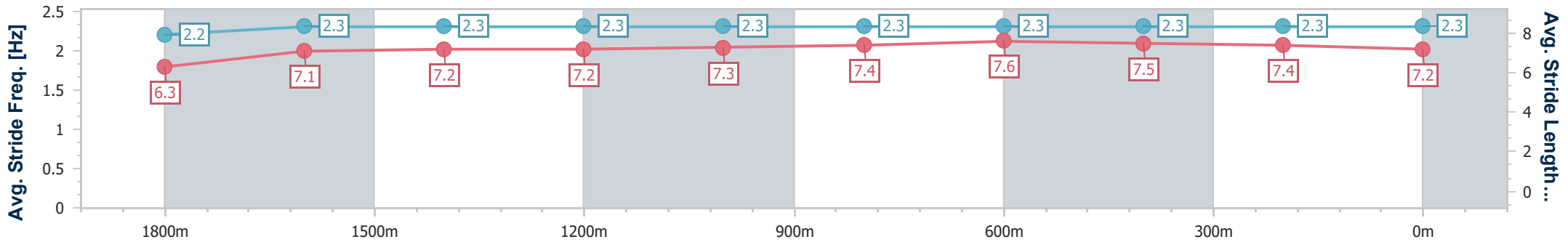
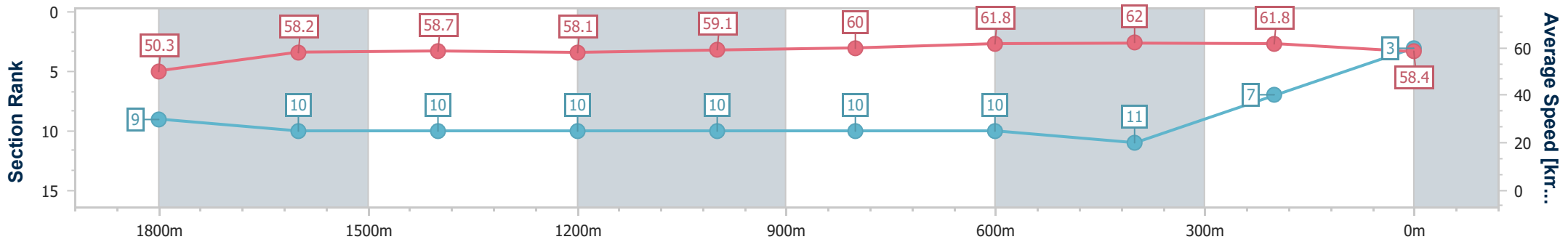
12 June 2024 - 13:46

Track Rating: Good 4, Weather: Fine, Rail Position: +9m Entire



BRISBANE RACING CLUB

Section	Overall	1800m	1600m	1400m	1200m	1000m	800m	600m	400m	200m
Section Times	2:07.51 [3] (0:18.63)	1:48.88 [9] (0:12.27)	1:36.61 [10] (0:12.22)	1:24.39 [10] (0:12.49)	1:11.90 [10] (0:12.23)	0:59.67 [10] (0:12.07)	0:47.60 [10] (0:11.80)	0:35.80 [10] (0:11.75)	0:24.05 [11] (0:11.72)	0:12.33 [7] (0:12.33)
Average Speed [km/h]	50.3	58.2	58.7	58.1	59.1	60.0	61.8	62.0	61.8	58.4
Top Speed [km/h]	62.1	61.3	60.1	59.1	59.4	60.8	62.7	63.0	62.4	60.0
Avg. Dist. to Rail [m]	3.5	1.9	0.5	1.7	2.5	2.4	2.4	2.7	1.0	1.2
Avg. Stride Freq. [Hz]	2.2	2.3	2.3	2.3	2.3	2.3	2.3	2.3	2.3	2.3
Avg. Stride Length [m]	6.3	7.1	7.2	7.2	7.3	7.4	7.6	7.5	7.4	7.2



- [ ] Ranking at each section and finish
- .-.- No data available at this section
- NA No data available



Horse/Jockey Name	Savileo
Final Rank	4
Fastest Section Time (Section)	0:11.59 (600m)
Top Speed [km/h] (Section)	63.6 (600m)
Race State	Finished



Doomben QLD Professional

Race 4: LADBROKE IT! BENCHMARK 65 Handicap - 2060m

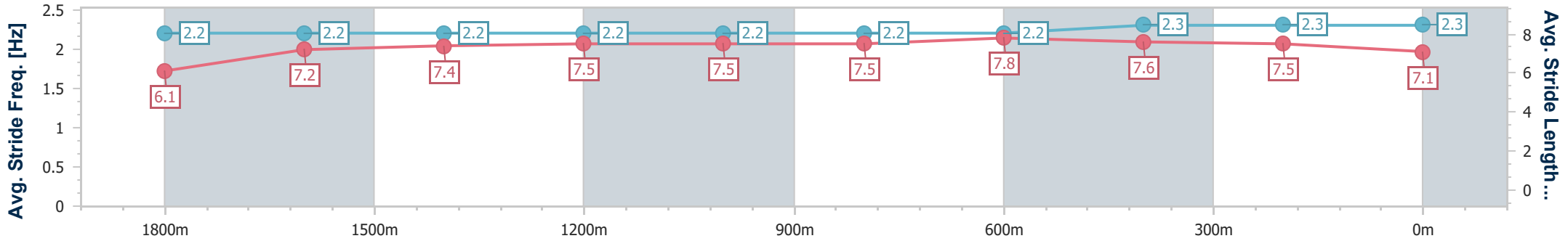
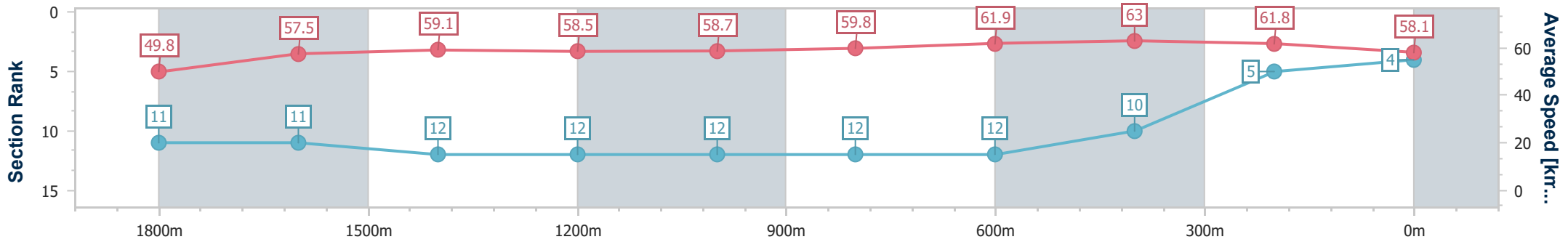
12 June 2024 - 13:46

Track Rating: Good 4, Weather: Fine, Rail Position: +9m Entire



BRISBANE RACING CLUB

Section	Overall	1800m	1600m	1400m	1200m	1000m	800m	600m	400m	200m
Section Times	2:07.55 [4] (0:18.80)	1:48.75 [11] (0:12.41)	1:36.34 [11] (0:12.17)	1:24.17 [12] (0:12.38)	1:11.79 [12] (0:12.27)	0:59.52 [12] (0:12.07)	0:47.45 [12] (0:11.75)	0:35.70 [12] (0:11.59)	0:24.11 [10] (0:11.69)	0:12.42 [5] (0:12.42)
Average Speed [km/h]	49.8	57.5	59.1	58.5	58.7	59.8	61.9	63.0	61.8	58.1
Top Speed [km/h]	62.3	60.7	60.3	59.5	59.5	61.3	63.6	63.6	63.0	60.3
Avg. Dist. to Rail [m]	5.6	1.0	0.6	0.7	1.3	1.4	1.9	2.3	3.4	4.4
Avg. Stride Freq. [Hz]	2.2	2.2	2.2	2.2	2.2	2.2	2.2	2.3	2.3	2.3
Avg. Stride Length [m]	6.1	7.2	7.4	7.5	7.5	7.5	7.8	7.6	7.5	7.1



- [ ] Ranking at each section and finish
- .-.- No data available at this section
- NA No data available





Horse/Jockey Name	Mana Combat
Final Rank	5
Fastest Section Time (Section)	0:11.66 (400m)
Top Speed [km/h] (Section)	62.2 (400m)
Race State	Finished



Doomben QLD Professional

Race 4: LADBROKE IT! BENCHMARK 65 Handicap - 2060m

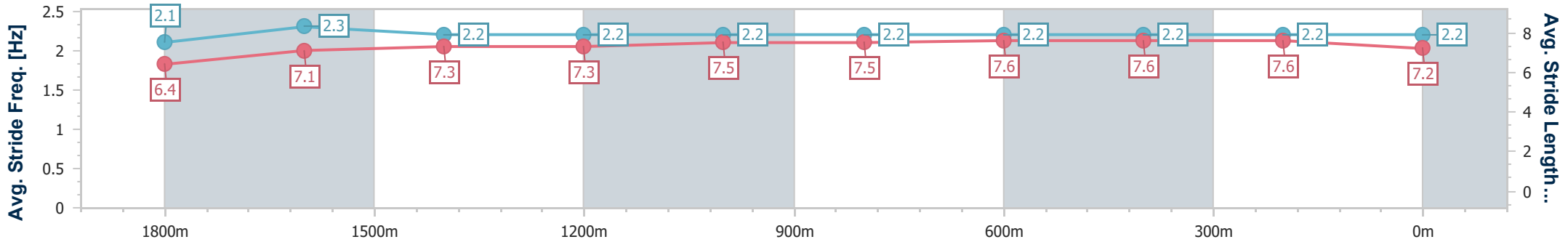
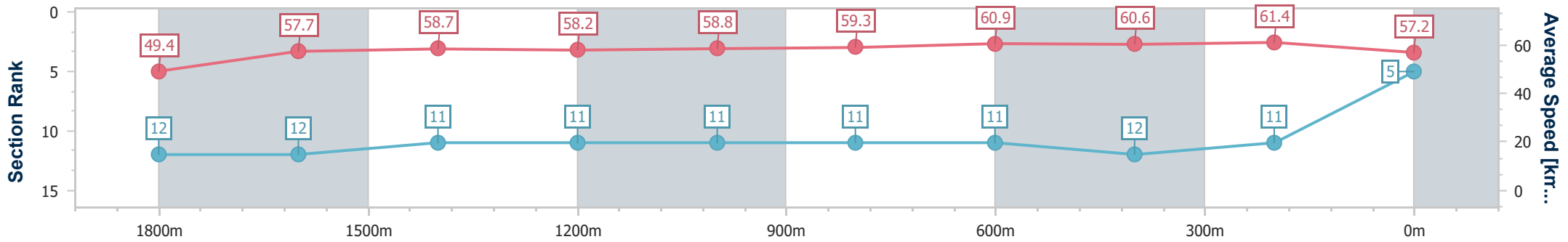
12 June 2024 - 13:46

Track Rating: Good 4, Weather: Fine, Rail Position: +9m Entire



BRISBANE RACING CLUB

Section	Overall	1800m	1600m	1400m	1200m	1000m	800m	600m	400m	200m
Section Times	2:07.84 [5] (0:18.96)	1:48.88 [12] (0:12.26)	1:36.62 [12] (0:12.13)	1:24.49 [11] (0:12.27)	1:12.22 [11] (0:12.27)	0:59.95 [11] (0:12.12)	0:47.83 [11] (0:11.82)	0:36.01 [11] (0:11.76)	0:24.25 [12] (0:11.66)	0:12.59 [11] (0:12.59)
Average Speed [km/h]	49.4	57.7	58.7	58.2	58.8	59.3	60.9	60.6	61.4	57.2
Top Speed [km/h]	61.2	60.3	60.5	60.0	59.2	60.9	61.6	61.3	62.2	61.0
Avg. Dist. to Rail [m]	4.2	3.1	2.0	1.3	0.3	0.3	0.7	1.7	2.7	4.4
Avg. Stride Freq. [Hz]	2.1	2.3	2.2	2.2	2.2	2.2	2.2	2.2	2.2	2.2
Avg. Stride Length [m]	6.4	7.1	7.3	7.3	7.5	7.5	7.6	7.6	7.6	7.2



- [ ] Ranking at each section and finish
- .-.- No data available at this section
- NA No data available



Horse/Jockey Name	Torovista
Final Rank	6
Fastest Section Time (Section)	0:11.81 (600m)
Top Speed [km/h] (Section)	63.3 (Overall)
Race State	Finished



Doomben QLD Professional

Race 4: LADBROKE IT! BENCHMARK 65 Handicap - 2060m

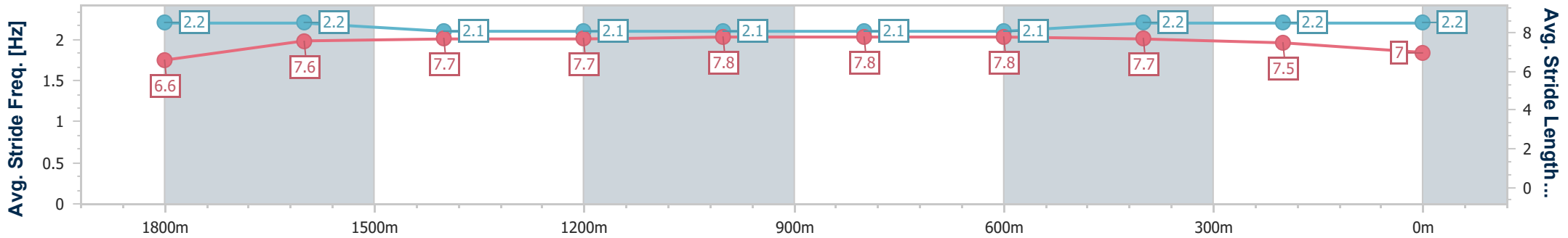
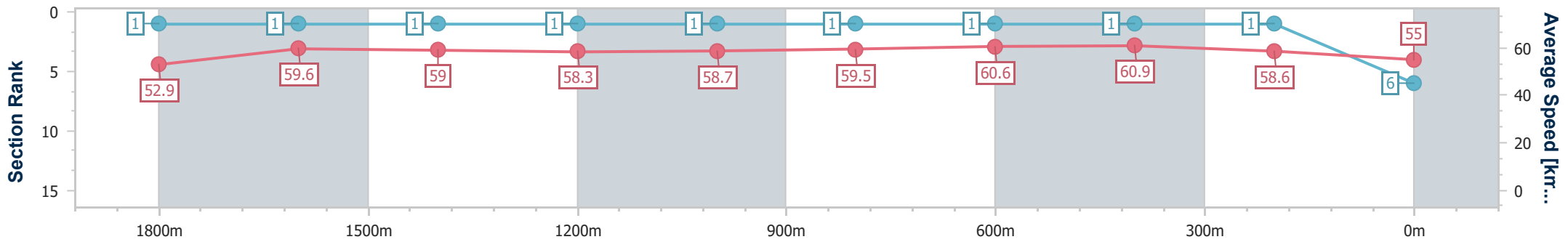
12 June 2024 - 13:46

Track Rating: Good 4, Weather: Fine, Rail Position: +9m Entire



BRISBANE RACING CLUB

Section	Overall	1800m	1600m	1400m	1200m	1000m	800m	600m	400m	200m
Section Times	2:07.84 [6] (0:17.71)	1:50.13 [1] (0:11.97)	1:38.16 [1] (0:12.23)	1:25.93 [1] (0:12.39)	1:13.54 [1] (0:12.24)	1:01.30 [1] (0:12.17)	0:49.13 [1] (0:11.95)	0:37.18 [1] (0:11.81)	0:25.37 [1] (0:12.26)	0:13.11 [1] (0:13.11)
Average Speed [km/h]	52.9	59.6	59.0	58.3	58.7	59.5	60.6	60.9	58.6	55.0
Top Speed [km/h]	63.3	60.9	59.9	58.9	59.5	61.3	61.7	62.0	59.8	57.2
Avg. Dist. to Rail [m]	2.3	1.3	0.4	0.4	0.7	0.9	1.2	0.6	1.3	1.0
Avg. Stride Freq. [Hz]	2.2	2.2	2.1	2.1	2.1	2.1	2.1	2.2	2.2	2.2
Avg. Stride Length [m]	6.6	7.6	7.7	7.7	7.8	7.8	7.8	7.7	7.5	7.0



- [ ] Ranking at each section and finish
- .-.- No data available at this section
- NA No data available



Horse/Jockey Name	Cool Kaap
Final Rank	7
Fastest Section Time (Section)	0:11.81 (600m)
Top Speed [km/h] (Section)	62.6 (600m)
Race State	Finished



Doomben QLD Professional

Race 4: LADBROKE IT! BENCHMARK 65 Handicap - 2060m

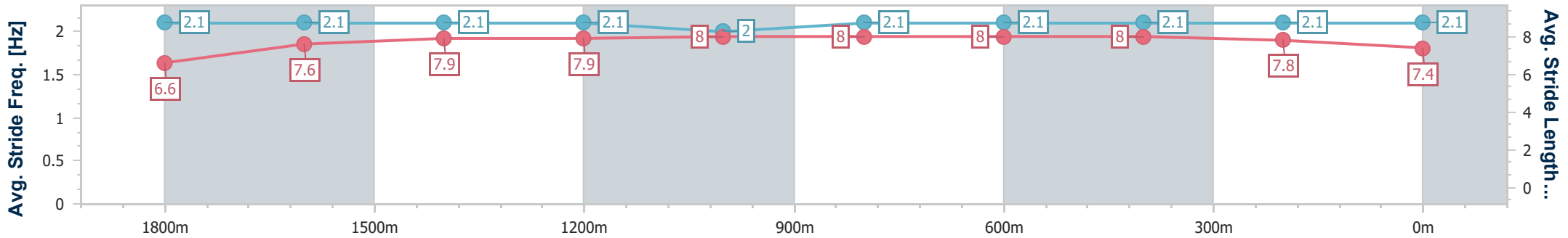
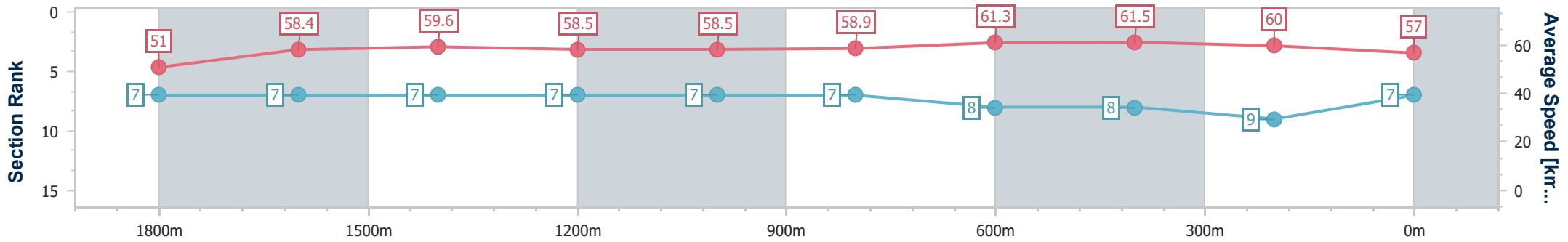
12 June 2024 - 13:46

Track Rating: Good 4, Weather: Fine, Rail Position: +9m Entire



BRISBANE RACING CLUB

Section	Overall	1800m	1600m	1400m	1200m	1000m	800m	600m	400m	200m
Section Times	2:07.86 [7] (0:18.35)	1:49.51 [7] (0:12.16)	1:37.35 [7] (0:12.06)	1:25.29 [7] (0:12.41)	1:12.88 [7] (0:12.30)	1:00.58 [7] (0:12.27)	0:48.31 [7] (0:11.86)	0:36.45 [8] (0:11.81)	0:24.64 [8] (0:12.01)	0:12.63 [9] (0:12.63)
Average Speed [km/h]	51.0	58.4	59.6	58.5	58.5	58.9	61.3	61.5	60.0	57.0
Top Speed [km/h]	62.5	60.8	60.9	58.8	59.7	60.5	62.4	62.6	61.0	59.3
Avg. Dist. to Rail [m]	1.7	2.3	0.8	1.5	2.5	2.2	2.0	1.2	1.4	2.6
Avg. Stride Freq. [Hz]	2.1	2.1	2.1	2.1	2.0	2.1	2.1	2.1	2.1	2.1
Avg. Stride Length [m]	6.6	7.6	7.9	7.9	8.0	8.0	8.0	8.0	7.8	7.4



- [ ] Ranking at each section and finish
- .-.- No data available at this section
- NA No data available



Horse/Jockey Name	Miss Brittany
Final Rank	8
Fastest Section Time (Section)	0:11.76 (600m)
Top Speed [km/h] (Section)	62.3 (Overall)
Race State	Finished



Doomben QLD Professional

Race 4: LADBROKE IT! BENCHMARK 65 Handicap - 2060m

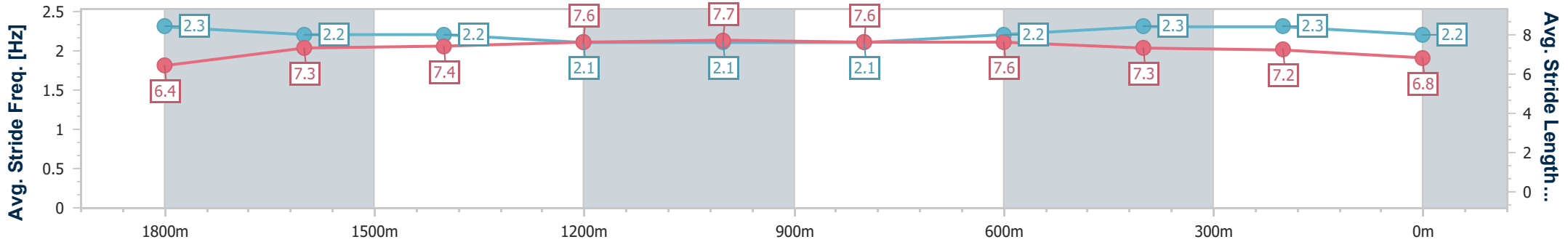
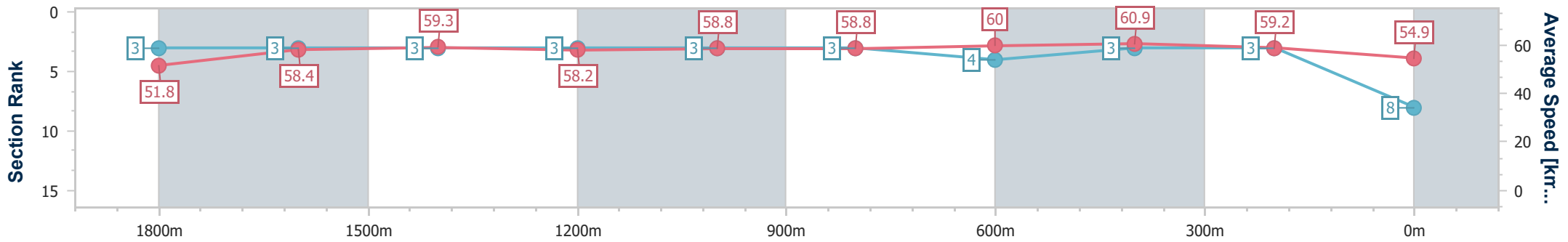
12 June 2024 - 13:46

Track Rating: Good 4, Weather: Fine, Rail Position: +9m Entire



BRISBANE RACING CLUB

Section	Overall	1800m	1600m	1400m	1200m	1000m	800m	600m	400m	200m
Section Times	2:08.12 [8] (0:18.09)	1:50.03 [3] (0:12.04)	1:37.99 [3] (0:12.11)	1:25.88 [3] (0:12.31)	1:13.57 [3] (0:12.27)	1:01.30 [3] (0:12.24)	0:49.06 [3] (0:12.04)	0:37.02 [4] (0:11.76)	0:25.26 [3] (0:12.11)	0:13.15 [3] (0:13.15)
Average Speed [km/h]	51.8	58.4	59.3	58.2	58.8	58.8	60.0	60.9	59.2	54.9
Top Speed [km/h]	62.3	61.0	59.9	59.2	59.6	59.9	60.8	62.2	60.4	57.5
Avg. Dist. to Rail [m]	1.1	3.3	1.6	0.3	0.6	0.6	0.2	0.7	0.9	0.1
Avg. Stride Freq. [Hz]	2.3	2.2	2.2	2.1	2.1	2.1	2.2	2.3	2.3	2.2
Avg. Stride Length [m]	6.4	7.3	7.4	7.6	7.7	7.6	7.6	7.3	7.2	6.8



- [ ] Ranking at each section and finish
- .-.- No data available at this section
- NA No data available



Horse/Jockey Name	Anemacore
Final Rank	9
Fastest Section Time (Section)	0:11.77 (600m)
Top Speed [km/h] (Section)	61.7 (Overall)
Race State	Finished



Doomben QLD Professional

Race 4: LADBROKE IT! BENCHMARK 65 Handicap - 2060m

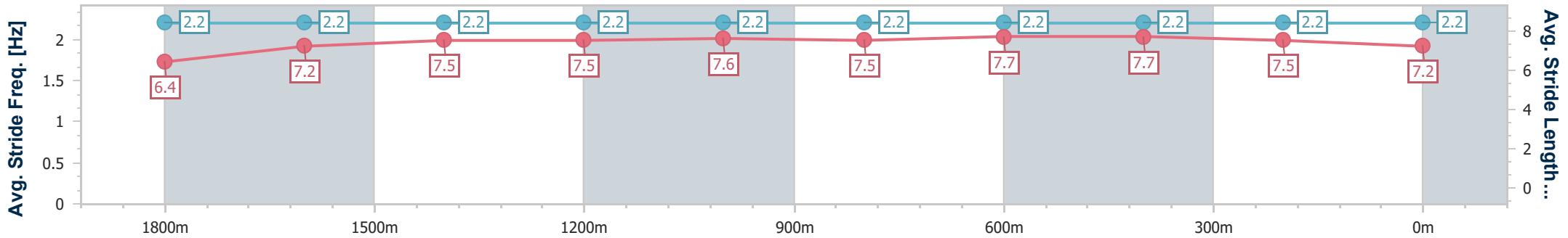
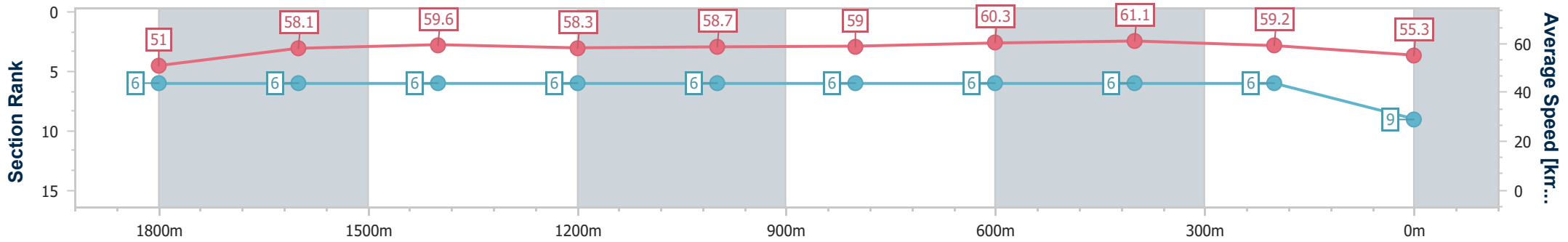
12 June 2024 - 13:46

Track Rating: Good 4, Weather: Fine, Rail Position: +9m Entire



BRISBANE RACING CLUB

Section	Overall	1800m	1600m	1400m	1200m	1000m	800m	600m	400m	200m
Section Times	2:08.14 [9] (0:18.30)	1:49.84 [6] (0:12.16)	1:37.68 [6] (0:12.00)	1:25.68 [6] (0:12.37)	1:13.31 [6] (0:12.25)	1:01.06 [6] (0:12.22)	0:48.84 [6] (0:11.95)	0:36.89 [6] (0:11.77)	0:25.12 [6] (0:12.12)	0:13.00 [6] (0:13.00)
Average Speed [km/h]	51.0	58.1	59.6	58.3	58.7	59.0	60.3	61.1	59.2	55.3
Top Speed [km/h]	61.7	60.4	60.8	59.1	59.8	60.5	61.5	61.4	60.8	58.6
Avg. Dist. to Rail [m]	2.5	2.9	1.7	0.4	0.8	0.7	0.4	0.5	1.4	1.8
Avg. Stride Freq. [Hz]	2.2	2.2	2.2	2.2	2.2	2.2	2.2	2.2	2.2	2.2
Avg. Stride Length [m]	6.4	7.2	7.5	7.5	7.6	7.5	7.7	7.7	7.5	7.2



- [ ] Ranking at each section and finish
- .-.- No data available at this section
- NA No data available



Horse/Jockey Name	Without A Doubt
Final Rank	10
Fastest Section Time (Section)	0:11.83 (600m)
Top Speed [km/h] (Section)	62.6 (Overall)
Race State	Finished



Doomben QLD Professional

Race 4: LADBROKE IT! BENCHMARK 65 Handicap - 2060m

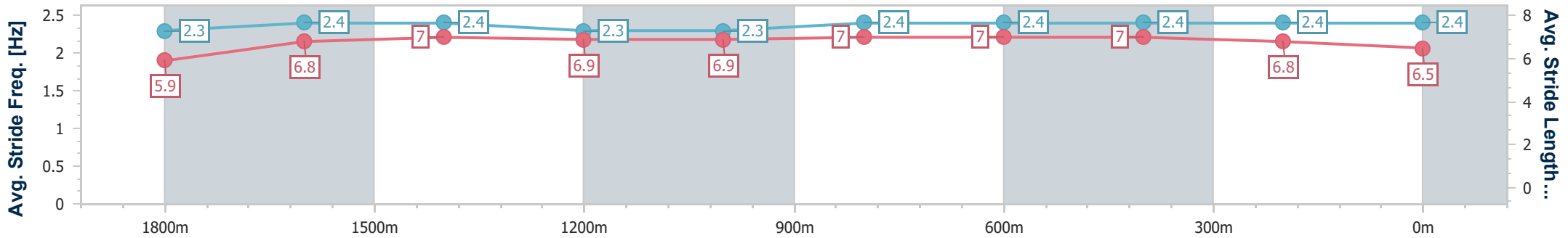
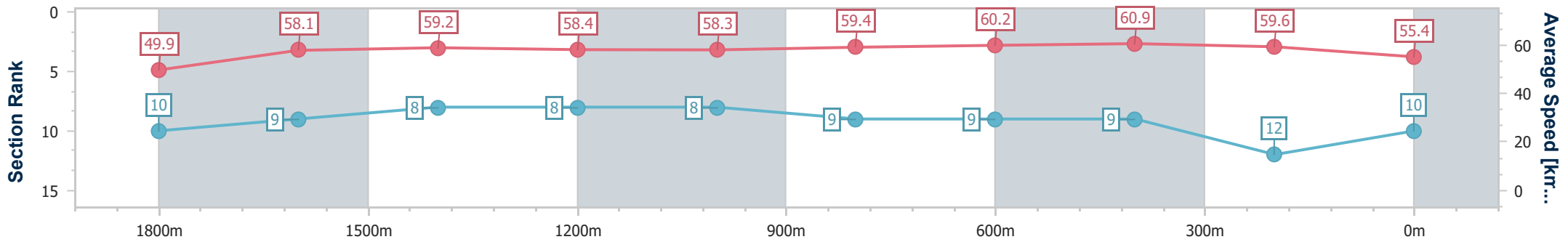
12 June 2024 - 13:46

Track Rating: Good 4, Weather: Fine, Rail Position: +9m Entire



BRISBANE RACING CLUB

Section	Overall	1800m	1600m	1400m	1200m	1000m	800m	600m	400m	200m
Section Times	2:08.45 [10] (0:18.79)	1:49.66 [10] (0:12.01)	1:37.65 [9] (0:12.00)	1:25.65 [8] (0:12.32)	1:13.33 [8] (0:12.33)	1:01.00 [8] (0:12.17)	0:48.83 [9] (0:11.96)	0:36.87 [9] (0:11.83)	0:25.04 [9] (0:12.02)	0:13.02 [12] (0:13.02)
Average Speed [km/h]	49.9	58.1	59.2	58.4	58.3	59.4	60.2	60.9	59.6	55.4
Top Speed [km/h]	62.6	61.4	60.2	60.2	59.6	60.8	61.3	62.1	61.7	58.9
Avg. Dist. to Rail [m]	3.6	5.0	3.6	0.8	0.6	0.7	0.4	0.2	0.9	0.4
Avg. Stride Freq. [Hz]	2.3	2.4	2.4	2.3	2.3	2.4	2.4	2.4	2.4	2.4
Avg. Stride Length [m]	5.9	6.8	7.0	6.9	6.9	7.0	7.0	7.0	6.8	6.5



- [ ] Ranking at each section and finish
- .-.- No data available at this section
- NA No data available



Horse/Jockey Name	Brave Boy
Final Rank	11
Fastest Section Time (Section)	0:11.86 (600m)
Top Speed [km/h] (Section)	62.7 (600m)
Race State	Finished



Doomben QLD Professional

Race 4: LADBROKE IT! BENCHMARK 65 Handicap - 2060m

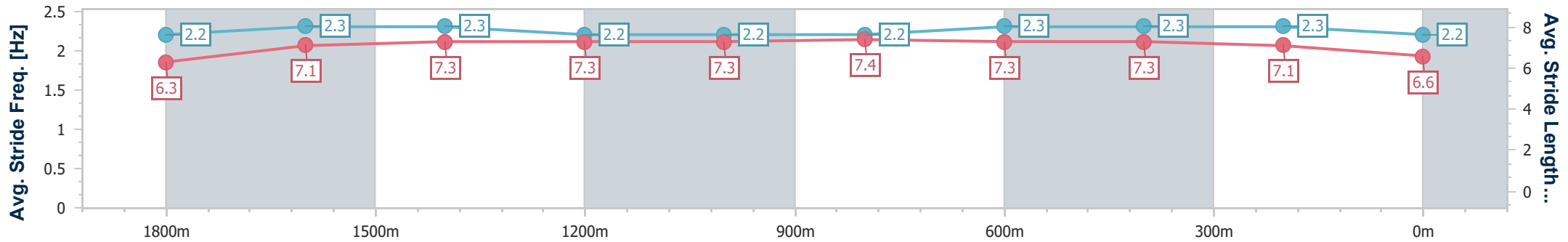
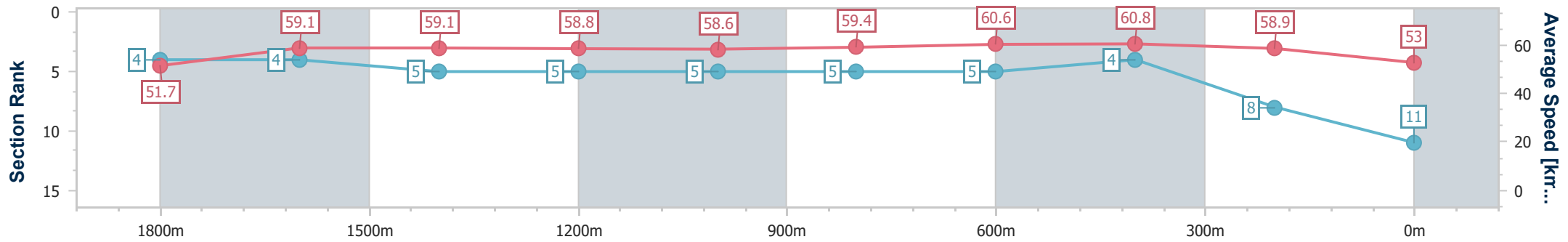
12 June 2024 - 13:46

Track Rating: Good 4, Weather: Fine, Rail Position: +9m Entire



BRISBANE RACING CLUB

Section	Overall	1800m	1600m	1400m	1200m	1000m	800m	600m	400m	200m
Section Times	2:08.81 [11] (0:18.11)	1:50.70 [4] (0:12.06)	1:38.64 [4] (0:12.16)	1:26.48 [5] (0:12.36)	1:14.12 [5] (0:12.27)	1:01.85 [5] (0:12.19)	0:49.66 [5] (0:11.97)	0:37.69 [5] (0:11.86)	0:25.83 [4] (0:12.21)	0:13.62 [8] (0:13.62)
Average Speed [km/h]	51.7	59.1	59.1	58.8	58.6	59.4	60.6	60.8	58.9	53.0
Top Speed [km/h]	61.6	60.1	60.3	60.1	59.8	60.4	61.5	62.7	59.7	57.7
Avg. Dist. to Rail [m]	1.0	1.9	0.5	1.4	1.8	1.9	1.1	0.5	1.1	2.0
Avg. Stride Freq. [Hz]	2.2	2.3	2.3	2.2	2.2	2.2	2.3	2.3	2.3	2.2
Avg. Stride Length [m]	6.3	7.1	7.3	7.3	7.3	7.4	7.3	7.3	7.1	6.6



- [ ] Ranking at each section and finish
- .-.- No data available at this section
- NA No data available



Horse/Jockey Name	Kingfield
Final Rank	12
Fastest Section Time (Section)	0:11.89 (800m)
Top Speed [km/h] (Section)	63.4 (Overall)
Race State	Finished



Doomben QLD Professional

Race 4: LADBROKE IT! BENCHMARK 65 Handicap - 2060m

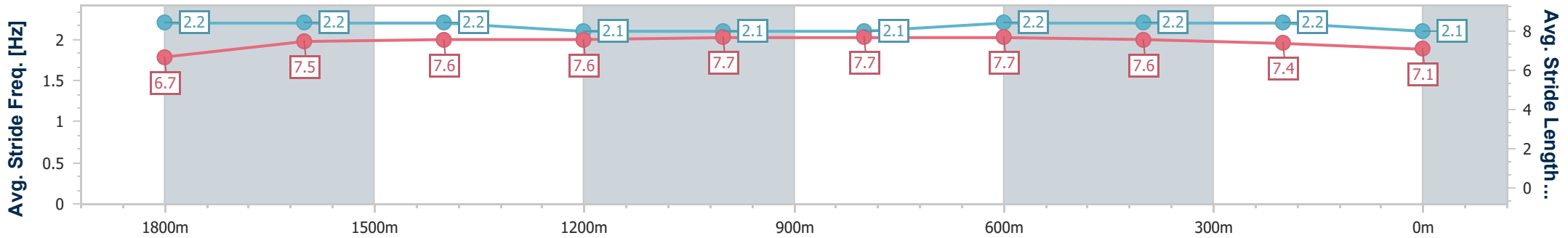
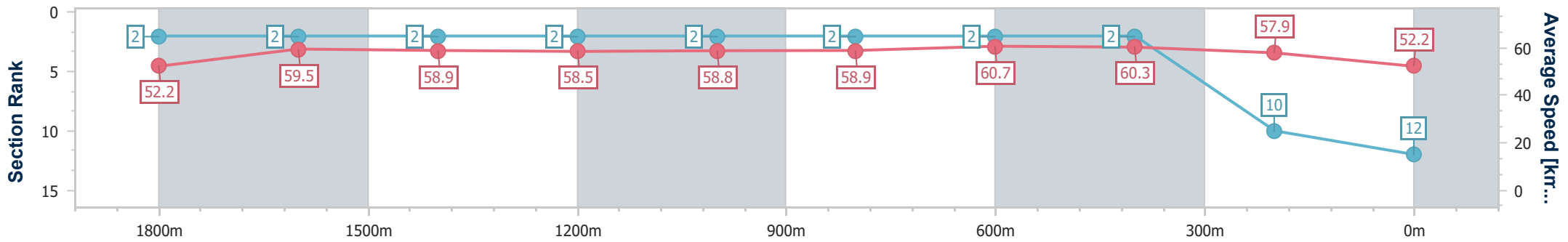
12 June 2024 - 13:46

Track Rating: Good 4, Weather: Fine, Rail Position: +9m Entire



BRISBANE RACING CLUB

Section	Overall	1800m	1600m	1400m	1200m	1000m	800m	600m	400m	200m
Section Times	2:09.06 [12] (0:17.91)	1:51.15 [2] (0:12.00)	1:39.15 [2] (0:12.20)	1:26.95 [2] (0:12.37)	1:14.58 [2] (0:12.28)	1:02.30 [2] (0:12.24)	0:50.06 [2] (0:11.89)	0:38.17 [2] (0:11.94)	0:26.23 [2] (0:12.41)	0:13.82 [10] (0:13.82)
Average Speed [km/h]	52.2	59.5	58.9	58.5	58.8	58.9	60.7	60.3	57.9	52.2
Top Speed [km/h]	63.4	60.9	59.8	59.6	59.4	60.3	61.9	61.9	58.6	57.3
Avg. Dist. to Rail [m]	4.1	1.3	0.6	1.1	1.8	1.8	0.5	0.2	0.6	1.1
Avg. Stride Freq. [Hz]	2.2	2.2	2.2	2.1	2.1	2.1	2.2	2.2	2.2	2.1
Avg. Stride Length [m]	6.7	7.5	7.6	7.6	7.7	7.7	7.7	7.6	7.4	7.1



- [ ] Ranking at each section and finish
- .-.- No data available at this section
- NA No data available