



Doomben QLD Professional

Race 6: MULLINS LAWYERS Class 1 Handicap - 1650m

12 June 2024 - 14:54



BRISBANE
RACING CLUB

Track Rating: Good 4, Weather: Fine, Rail Position: +9m Entire

Section														
Field Times														
Overall	1400m	1200m	1000m	800m	600m	400m	Last 600m							
1:39.60 (0:17.32)	1:22.28 (0:11.58)	1:10.70 (0:11.42)	0:59.28 (0:11.78)	0:47.50 (0:11.94)	0:35.56 (0:11.82)	0:23.74 (0:11.55)	0:35.56							
Rank	TAB	Horse/Jockey	Barrier	Top Speed [km/h]	Fastest Section								Distance Travelled [m]	
1	2	NEW LEVEL Ryan Maloney	5	64.4 400m	0:11.35 400m	1:39.60 [1] (0:17.51)	1:22.09 [4] (0:11.59)	1:10.50 [2] (0:11.44)	0:59.06 [3] (0:11.91)	0:47.15 [3] (0:11.94)	0:35.21 [3] (0:11.67)	0:23.54 [3] (0:11.35)	0:35.21	
2	5	DASH DASH DASH Justin Stanley	6	64.9 600m	0:11.45 600m	1:40.01 [2] (0:17.51)	1:22.50 [3] (0:11.81)	1:10.69 [6] (0:11.49)	0:59.20 [5] (0:11.99)	0:47.21 [6] (0:11.88)	0:35.33 [6] (0:11.45)	0:23.88 [4] (0:11.64)	0:35.33	+3
3	1	JUNGLE PRINCE James Orman	1	64.7 1400m	0:11.58 1200m	1:40.23 [3] (0:17.62)	1:22.61 [6] (0:11.67)	1:10.94 [5] (0:11.58)	0:59.36 [6] (0:11.92)	0:47.44 [5] (0:11.88)	0:35.56 [5] (0:11.66)	0:23.90 [5] (0:11.60)	0:35.56	-1
4	9	MERCHANT FLYER Boris Thornton	12	64.5 600m	0:11.40 600m	1:40.24 [4] (0:18.22)	1:22.02 [11] (0:11.70)	1:10.32 [11] (0:11.59)	0:58.73 [11] (0:11.88)	0:46.85 [11] (0:11.94)	0:34.91 [11] (0:11.40)	0:23.51 [10] (0:11.40)	0:34.91	-4
5	10	PROSPERINA Mark Du Plessis	10	63.9 1200m	0:11.46 1200m	1:40.25 [5] (0:18.01)	1:22.24 [10] (0:11.66)	1:10.58 [9] (0:11.46)	0:59.12 [9] (0:11.89)	0:47.23 [9] (0:11.97)	0:35.26 [9] (0:11.52)	0:23.74 [9] (0:11.51)	0:35.26	-2
6	12	WHISKY TRAIN Jake Bayliss	14	64.0 1200m	0:11.41 1200m	1:40.26 [6] (0:17.32)	1:22.94 [1] (0:11.80)	1:11.14 [3] (0:11.41)	0:59.73 [2] (0:11.77)	0:47.96 [2] (0:11.93)	0:36.03 [2] (0:11.81)	0:24.22 [2] (0:11.67)	0:36.03	+7
7	11	COOL MUSIC Robbie Dolan	3	63.6 600m	0:11.55 1200m	1:40.37 [7] (0:17.79)	1:22.58 [7] (0:11.73)	1:10.85 [7] (0:11.55)	0:59.30 [8] (0:11.91)	0:47.39 [8] (0:11.90)	0:35.49 [8] (0:11.55)	0:23.94 [7] (0:11.60)	0:35.49	+3
8	4	ALREADY BETTER Jag Guthmann-Chester	7	64.5 400m	0:11.52 1200m	1:40.43 [8] (0:17.90)	1:22.53 [8] (0:11.85)	1:10.68 [10] (0:11.52)	0:59.16 [10] (0:11.99)	0:47.17 [10] (0:11.82)	0:35.35 [10] (0:11.66)	0:23.69 [11] (0:11.53)	0:35.35	+6
9	3	VON BEE Martin Harley	4	64.2 1200m	0:11.42 1200m	1:40.91 [9] (0:17.34)	1:23.57 [2] (0:11.56)	1:12.01 [1] (0:11.42)	1:00.59 [1] (0:11.78)	0:48.81 [1] (0:11.94)	0:36.87 [1] (0:11.82)	0:25.05 [1] (0:12.08)	0:36.87	-5
10	7	A DIME APPROACH Damien Thornton	8	64.5 1200m	0:11.43 1200m	1:41.24 [10] (0:17.95)	1:23.29 [9] (0:11.65)	1:11.64 [8] (0:11.43)	1:00.21 [7] (0:11.88)	0:48.33 [7] (0:11.93)	0:36.40 [7] (0:11.65)	0:24.75 [8] (0:11.86)	0:36.40	+6

Scratched: West Cork (#6), Little Show (#13), El Kabong (#14)

Report Created: Wed 12 June 2024 15:31 GMT+10 (Note: Timing is based on position data)

Page 1/15

[] Ranking at each section and finish
 -:-:- No data available at this section
 NA No data available

SCN Saddle cloth number
 DNF Did not finish
 DNT Did not track

data processed by TRIPLES DATA



Doomben QLD Professional

Race 6: MULLINS LAWYERS Class 1 Handicap - 1650m

12 June 2024 - 14:54



BRISBANE
RACING CLUB

Track Rating: Good 4, Weather: Fine, Rail Position: +9m Entire

Section	Overall	1400m	1200m	1000m	800m	600m	400m	Last 600m						
Field Times	1:39.60 (0:17.32)	1:22.28 (0:11.58)	1:10.70 (0:11.42)	0:59.28 (0:11.78)	0:47.50 (0:11.94)	0:35.56 (0:11.82)	0:23.74 (0:11.55)	0:35.56						
Rank	TAB	Horse/Jockey	Barrier	Top Speed [km/h]	Fastest Section					Distance Travelled [m]				
11	8	AROUND THE BUOY Justin Huxtable	11	64.7 1200m	0:11.48 1200m	1:42.03 [11] (0:17.52)	1:24.51 [5] (0:11.63)	1:12.88 [4] (0:11.48)	1:01.40 [4] (0:11.92)	0:49.48 [4] (0:11.90)	0:37.58 [4] (0:11.97)	0:25.61 [6] (0:12.06)	0:37.58	+3

Scratched: West Cork (#6), Little Show (#13), El Kabong (#14)

[] Ranking at each section and finish
 -:-:- No data available at this section
 NA No data available

SCN Saddle cloth number
 DNF Did not finish
 DNT Did not track



Doomben QLD Professional

Race 6: MULLINS LAWYERS Class 1 Handicap - 1650m

12 June 2024 - 14:54



BRISBANE
RACING CLUB

Track Rating: Good 4, Weather: Fine, Rail Position: +9m Entire

Section							200m			Last 600m
Field Times							0:12.19			0:35.56
							(0:12.19)			
Rank	TAB	Horse/Jockey	Barrier	Top Speed [km/h]	Fastest Section	Margin			Distance Travelled [m]	
1	2	NEW LEVEL Ryan Maloney	5	64.4 400m	0:11.35 400m	0:12.19 [1] (0:12.19)	1:39.60		0:35.21	
2	5	DASH DASH DASH Justin Stanley	6	64.9 600m	0:11.45 600m	0:12.24 [3] (0:12.24)	2.45L		0:35.33 +3	
3	1	JUNGLE PRINCE James Orman	1	64.7 1400m	0:11.58 1200m	0:12.30 [4] (0:12.30)	3.69L		0:35.56 -1	
4	9	MERCHANT FLYER Boris Thornton	12	64.5 600m	0:11.40 600m	0:12.11 [8] (0:12.11)	3.78L		0:34.91 -4	
5	10	PROSPERINA Mark Du Plessis	10	63.9 1200m	0:11.46 1200m	0:12.23 [6] (0:12.23)	3.82L		0:35.26 -2	
6	12	WHISKY TRAIN Jake Bayliss	14	64.0 1200m	0:11.41 1200m	0:12.55 [2] (0:12.55)	3.91L		0:36.03 +7	
7	11	COOL MUSIC Robbie Dolan	3	63.6 600m	0:11.55 1200m	0:12.34 [7] (0:12.34)	4.54L		0:35.49 +3	
8	4	ALREADY BETTER Jag Guthmann-Chester	7	64.5 400m	0:11.52 1200m	0:12.16 [9] (0:12.16)	4.9L		0:35.35 +6	
9	3	VON BEE Martin Harley	4	64.2 1200m	0:11.42 1200m	0:12.97 [5] (0:12.97)	7.72L		0:36.87 -5	
10	7	A DIME APPROACH Damien Thornton	8	64.5 1200m	0:11.43 1200m	0:12.89 [10] (0:12.89)	9.65L		0:36.40 +6	

Scratched: West Cork (#6), Little Show (#13), El Kabong (#14)

[] Ranking at each section and finish
 -:-:- No data available at this section
 NA No data available

SCN Saddle cloth number
 DNF Did not finish
 DNT Did not track



Doomben QLD Professional

Race 6: MULLINS LAWYERS Class 1 Handicap - 1650m

12 June 2024 - 14:54



BRISBANE
RACING CLUB

Track Rating: Good 4, Weather: Fine, Rail Position: +9m Entire

Section				200m				Last 600m	
Field Times				0:12.19 (0:12.19)				0:35.56	
Rank	TAB Horse/Jockey	Barrier	Top Speed [km/h]	Fastest Section	Margin				Distance Travelled [m]
11	8 AROUND THE BUOY Justin Huxtable	11	64.7 1200m	0:11.48 1200m	0:13.55 [11] (0:13.55)	14.32L		0:37.58	+3

Scratched: West Cork (#6), Little Show (#13), El Kabong (#14)

[] Ranking at each section and finish
 -:-:- No data available at this section
 NA No data available

SCN Saddle cloth number
 DNF Did not finish
 DNT Did not track



Horse/Jockey Name	New Level
Final Rank	1
Fastest Section Time (Section)	0:11.35 (400m)
Top Speed [km/h] (Section)	64.4 (400m)
Race State	Finished



Doomben QLD Professional

Race 6: MULLINS LAWYERS Class 1 Handicap - 1650m

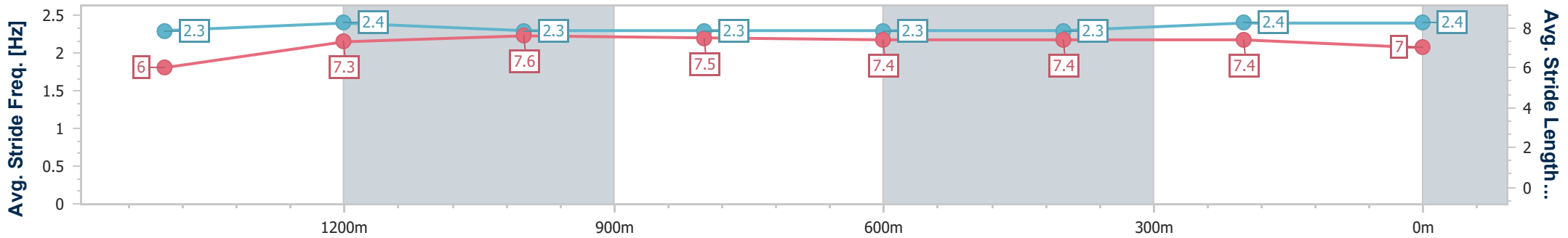
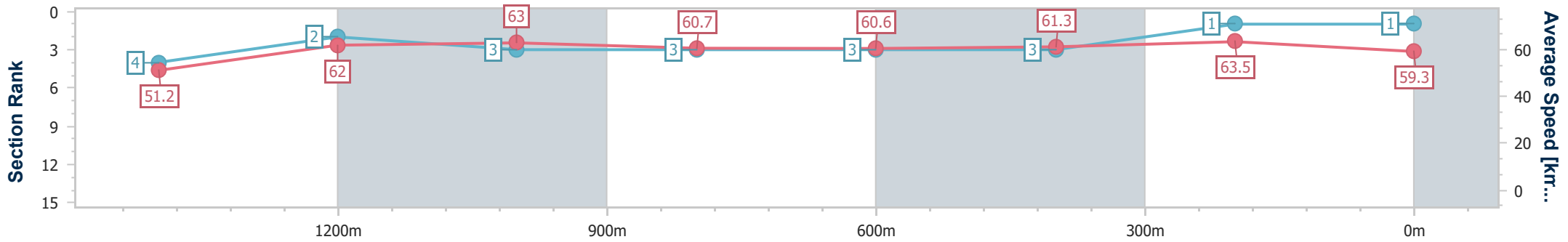
12 June 2024 - 14:54

Track Rating: Good 4, Weather: Fine, Rail Position: +9m Entire



BRISBANE RACING CLUB

Section	Overall	1400m	1200m	1000m	800m	600m	400m	200m
Section Times	1:39.60 [1] (0:17.51)	1:22.09 [4] (0:11.59)	1:10.50 [2] (0:11.44)	0:59.06 [3] (0:11.91)	0:47.15 [3] (0:11.94)	0:35.21 [3] (0:11.67)	0:23.54 [3] (0:11.35)	0:12.19 [1] (0:12.19)
Average Speed [km/h]	51.2	62.0	63.0	60.7	60.6	61.3	63.5	59.3
Top Speed [km/h]	62.7	63.4	64.0	63.0	61.6	62.7	64.4	63.1
Avg. Dist. to Rail [m]	1.0	0.8	1.7	1.7	0.6	0.7	1.1	1.1
Avg. Stride Freq. [Hz]	2.3	2.4	2.3	2.3	2.3	2.3	2.4	2.4
Avg. Stride Length [m]	6.0	7.3	7.6	7.5	7.4	7.4	7.4	7.0



- [] Ranking at each section and finish
- .-.- No data available at this section
- NA No data available



Horse/Jockey Name	Dash Dash Dash
Final Rank	2
Fastest Section Time (Section)	0:11.45 (600m)
Top Speed [km/h] (Section)	64.9 (600m)
Race State	Finished



Doomben QLD Professional

Race 6: MULLINS LAWYERS Class 1 Handicap - 1650m

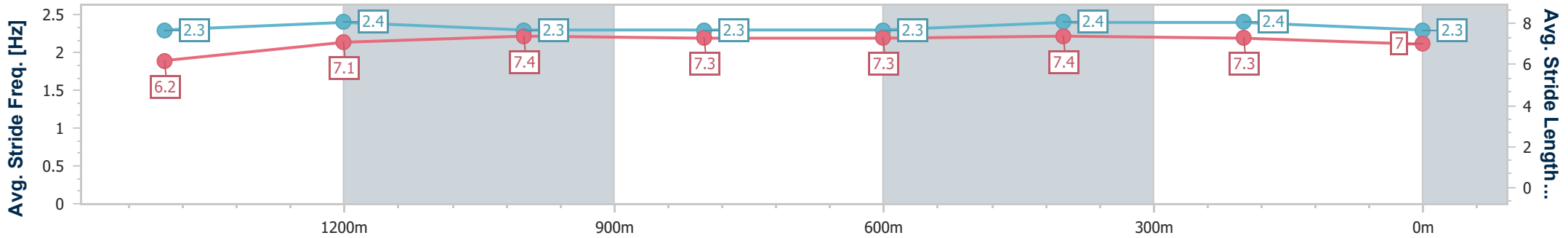
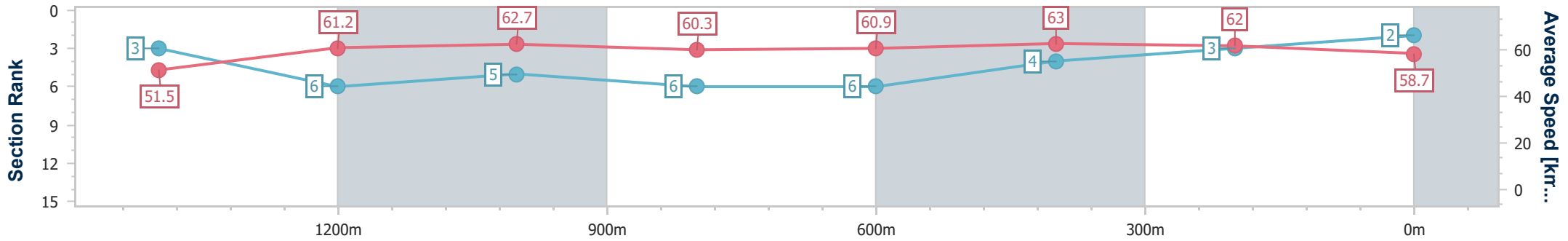
12 June 2024 - 14:54

Track Rating: Good 4, Weather: Fine, Rail Position: +9m Entire



BRISBANE RACING CLUB

Section	Overall	1400m	1200m	1000m	800m	600m	400m	200m
Section Times	1:40.01 [2] (0:17.51)	1:22.50 [3] (0:11.81)	1:10.69 [6] (0:11.49)	0:59.20 [5] (0:11.99)	0:47.21 [6] (0:11.88)	0:35.33 [6] (0:11.45)	0:23.88 [4] (0:11.64)	0:12.24 [3] (0:12.24)
Average Speed [km/h]	51.5	61.2	62.7	60.3	60.9	63.0	62.0	58.7
Top Speed [km/h]	64.0	63.3	63.8	61.9	61.8	64.9	62.9	61.6
Avg. Dist. to Rail [m]	1.2	0.8	2.1	2.0	0.9	0.6	0.9	1.2
Avg. Stride Freq. [Hz]	2.3	2.4	2.3	2.3	2.3	2.4	2.4	2.3
Avg. Stride Length [m]	6.2	7.1	7.4	7.3	7.3	7.4	7.3	7.0



- [] Ranking at each section and finish
- .-.- No data available at this section
- NA No data available



Horse/Jockey Name	Jungle Prince
Final Rank	3
Fastest Section Time (Section)	0:11.58 (1200m)
Top Speed [km/h] (Section)	64.7 (1400m)
Race State	Finished



Doomben QLD Professional

Race 6: MULLINS LAWYERS Class 1 Handicap - 1650m

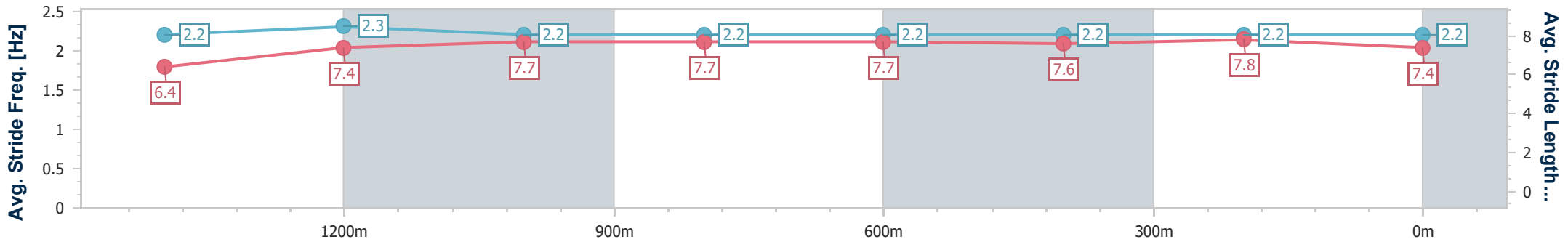
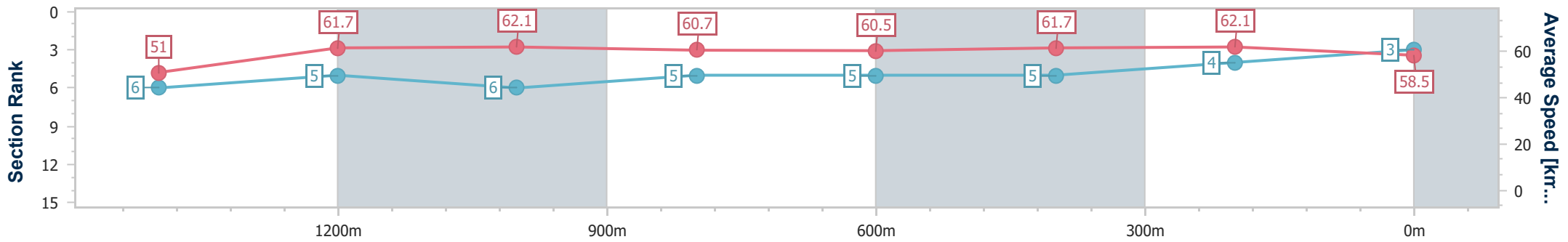
12 June 2024 - 14:54

Track Rating: Good 4, Weather: Fine, Rail Position: +9m Entire



BRISBANE RACING CLUB

Section	Overall	1400m	1200m	1000m	800m	600m	400m	200m
Section Times	1:40.23 [3] (0:17.62)	1:22.61 [6] (0:11.67)	1:10.94 [5] (0:11.58)	0:59.36 [6] (0:11.92)	0:47.44 [5] (0:11.88)	0:35.56 [5] (0:11.66)	0:23.90 [5] (0:11.60)	0:12.30 [4] (0:12.30)
Average Speed [km/h]	51.0	61.7	62.1	60.7	60.5	61.7	62.1	58.5
Top Speed [km/h]	64.3	64.7	62.8	61.7	62.8	62.9	63.7	60.2
Avg. Dist. to Rail [m]	1.4	0.2	0.6	0.8	0.3	0.3	1.2	1.5
Avg. Stride Freq. [Hz]	2.2	2.3	2.2	2.2	2.2	2.2	2.2	2.2
Avg. Stride Length [m]	6.4	7.4	7.7	7.7	7.7	7.6	7.8	7.4



- [] Ranking at each section and finish
- .-.- No data available at this section
- NA No data available



Horse/Jockey Name	Merchant Flyer
Final Rank	4
Fastest Section Time (Section)	0:11.40 (600m)
Top Speed [km/h] (Section)	64.5 (600m)
Race State	Finished



Doomben QLD Professional

Race 6: MULLINS LAWYERS Class 1 Handicap - 1650m

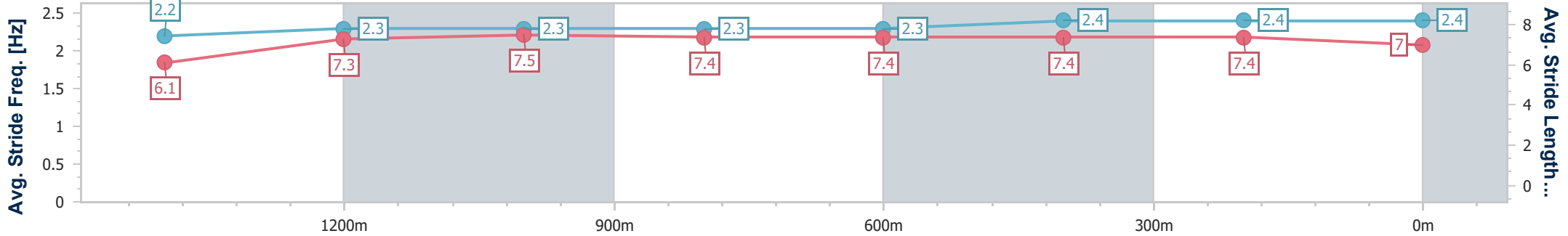
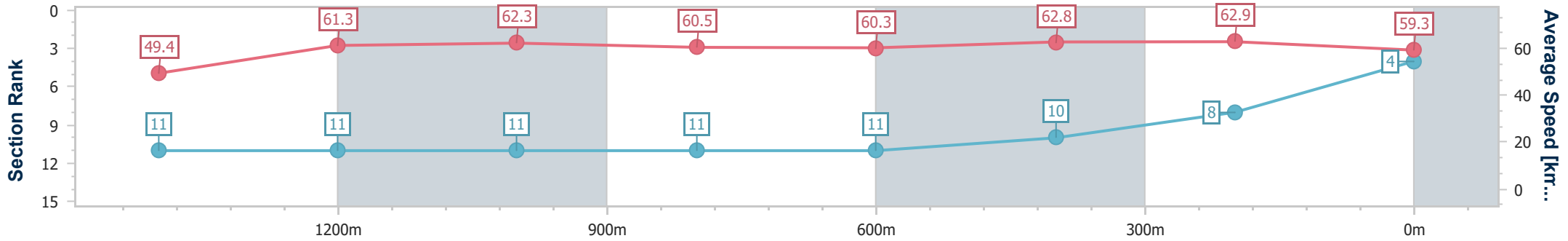
12 June 2024 - 14:54

Track Rating: Good 4, Weather: Fine, Rail Position: +9m Entire



BRISBANE RACING CLUB

Section	Overall	1400m	1200m	1000m	800m	600m	400m	200m
Section Times	1:40.24 [4] (0:18.22)	1:22.02 [11] (0:11.70)	1:10.32 [11] (0:11.59)	0:58.73 [11] (0:11.88)	0:46.85 [11] (0:11.94)	0:34.91 [11] (0:11.40)	0:23.51 [10] (0:11.40)	0:12.11 [8]
Average Speed [km/h]	49.4	61.3	62.3	60.5	60.3	62.8	62.9	59.3
Top Speed [km/h]	61.1	63.6	63.2	62.3	61.3	64.5	64.1	62.4
Avg. Dist. to Rail [m]	3.4	0.6	0.5	0.3	0.4	1.1	1.1	1.4
Avg. Stride Freq. [Hz]	2.2	2.3	2.3	2.3	2.3	2.4	2.4	2.4
Avg. Stride Length [m]	6.1	7.3	7.5	7.4	7.4	7.4	7.4	7.0



- [] Ranking at each section and finish
- .-.- No data available at this section
- NA No data available



Horse/Jockey Name	Prosperina
Final Rank	5
Fastest Section Time (Section)	0:11.46 (1200m)
Top Speed [km/h] (Section)	63.9 (1200m)
Race State	Finished

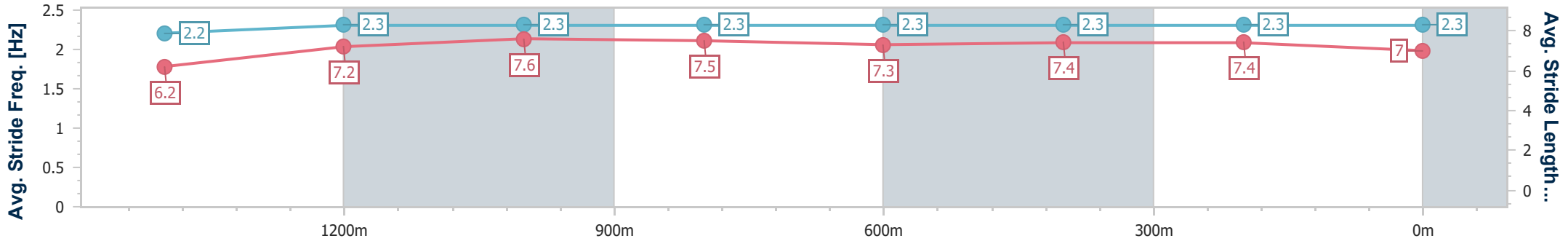
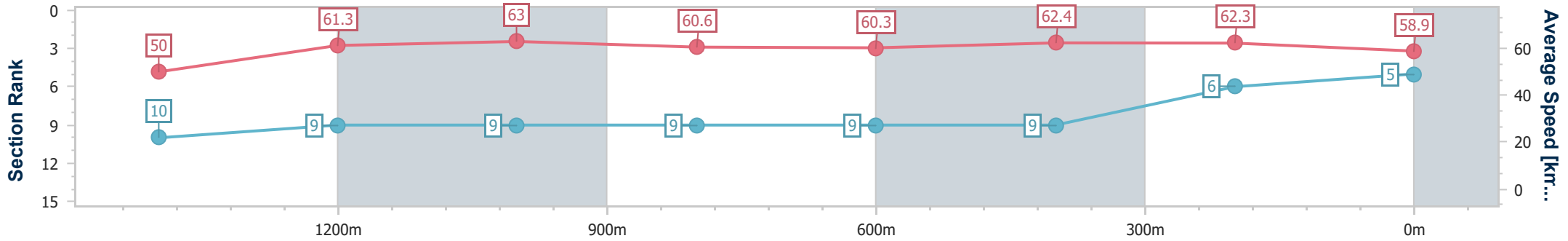


Doomben QLD Professional
Race 6: MULLINS LAWYERS Class 1 Handicap - 1650m
 12 June 2024 - 14:54
 Track Rating: Good 4, Weather: Fine, Rail Position: +9m Entire



BRISBANE
RACING CLUB

Section	Overall	1400m	1200m	1000m	800m	600m	400m	200m
Section Times	1:40.25 [5] (0:18.01)	1:22.24 [10] (0:11.66)	1:10.58 [9] (0:11.46)	0:59.12 [9] (0:11.89)	0:47.23 [9] (0:11.97)	0:35.26 [9] (0:11.52)	0:23.74 [9] (0:11.51)	0:12.23 [6] (0:12.23)
Average Speed [km/h]	50.0	61.3	63.0	60.6	60.3	62.4	62.3	58.9
Top Speed [km/h]	63.6	63.6	63.9	62.4	61.7	63.5	63.7	60.9
Avg. Dist. to Rail [m]	2.3	0.6	1.2	0.7	0.4	0.4	1.8	2.7
Avg. Stride Freq. [Hz]	2.2	2.3	2.3	2.3	2.3	2.3	2.3	2.3
Avg. Stride Length [m]	6.2	7.2	7.6	7.5	7.3	7.4	7.4	7.0



- [] Ranking at each section and finish
- .-.- No data available at this section
- NA No data available



Horse/Jockey Name	Whisky Train
Final Rank	6
Fastest Section Time (Section)	0:11.41 (1200m)
Top Speed [km/h] (Section)	64.0 (1200m)
Race State	Finished



Doomben QLD Professional

Race 6: MULLINS LAWYERS Class 1 Handicap - 1650m

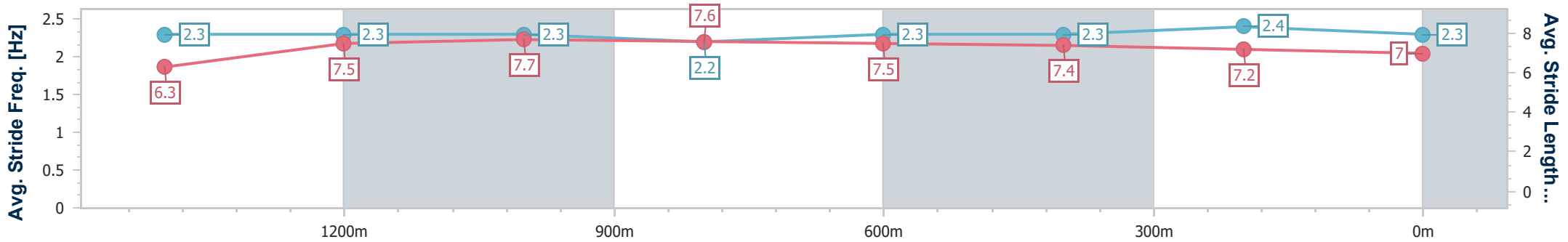
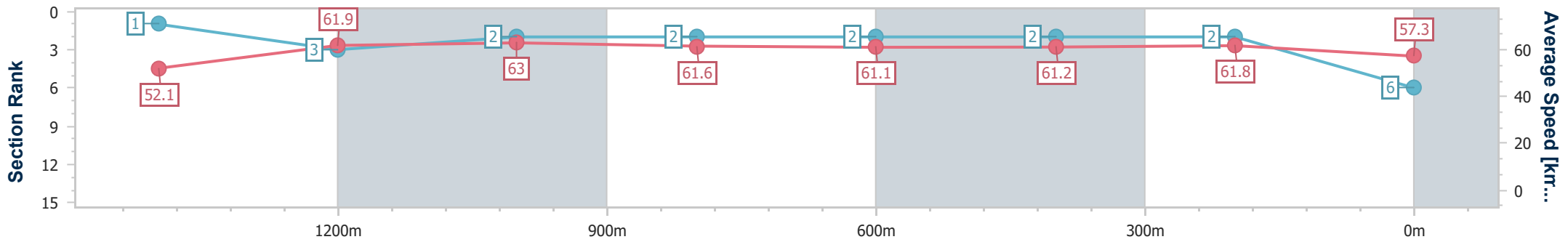
12 June 2024 - 14:54

Track Rating: Good 4, Weather: Fine, Rail Position: +9m Entire



BRISBANE RACING CLUB

Section	Overall	1400m	1200m	1000m	800m	600m	400m	200m
Section Times	1:40.26 [6] (0:17.32)	1:22.94 [1] (0:11.80)	1:11.14 [3] (0:11.41)	0:59.73 [2] (0:11.77)	0:47.96 [2] (0:11.93)	0:36.03 [2] (0:11.81)	0:24.22 [2] (0:11.67)	0:12.55 [2] (0:12.55)
Average Speed [km/h]	52.1	61.9	63.0	61.6	61.1	61.2	61.8	57.3
Top Speed [km/h]	62.8	63.6	64.0	62.5	62.1	62.2	63.3	60.3
Avg. Dist. to Rail [m]	4.3	2.5	3.1	2.3	2.4	1.4	0.5	0.4
Avg. Stride Freq. [Hz]	2.3	2.3	2.3	2.2	2.3	2.3	2.4	2.3
Avg. Stride Length [m]	6.3	7.5	7.7	7.6	7.5	7.4	7.2	7.0



- [] Ranking at each section and finish
- .-.- No data available at this section
- NA No data available



Horse/Jockey Name	Cool Music
Final Rank	7
Fastest Section Time (Section)	0:11.55 (1200m)
Top Speed [km/h] (Section)	63.6 (600m)
Race State	Finished



Doomben QLD Professional

Race 6: MULLINS LAWYERS Class 1 Handicap - 1650m

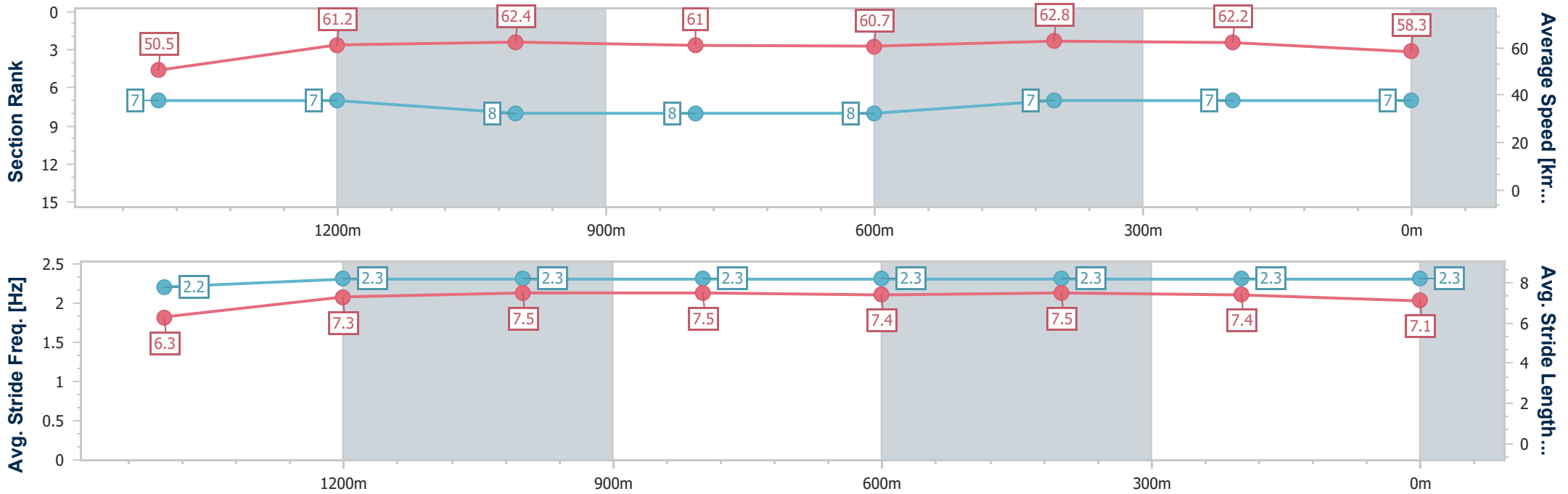
12 June 2024 - 14:54

Track Rating: Good 4, Weather: Fine, Rail Position: +9m Entire



BRISBANE RACING CLUB

Section	Overall	1400m	1200m	1000m	800m	600m	400m	200m
Section Times	1:40.37 [7] (0:17.79)	1:22.58 [7] (0:11.73)	1:10.85 [7] (0:11.55)	0:59.30 [8] (0:11.91)	0:47.39 [8] (0:11.90)	0:35.49 [8] (0:11.55)	0:23.94 [7] (0:11.60)	0:12.34 [7] (0:12.34)
Average Speed [km/h]	50.5	61.2	62.4	61.0	60.7	62.8	62.2	58.3
Top Speed [km/h]	62.4	63.3	63.5	62.5	62.3	63.6	63.0	60.8
Avg. Dist. to Rail [m]	0.5	0.2	0.7	1.4	1.8	1.2	2.8	2.7
Avg. Stride Freq. [Hz]	2.2	2.3	2.3	2.3	2.3	2.3	2.3	2.3
Avg. Stride Length [m]	6.3	7.3	7.5	7.5	7.4	7.5	7.4	7.1



- [] Ranking at each section and finish
- .-.- No data available at this section
- NA No data available



Horse/Jockey Name	Already Better
Final Rank	8
Fastest Section Time (Section)	0:11.52 (1200m)
Top Speed [km/h] (Section)	64.5 (400m)
Race State	Finished

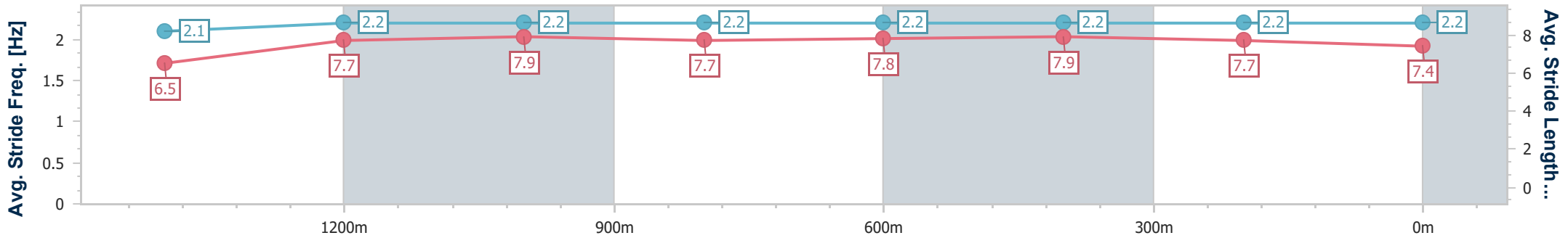
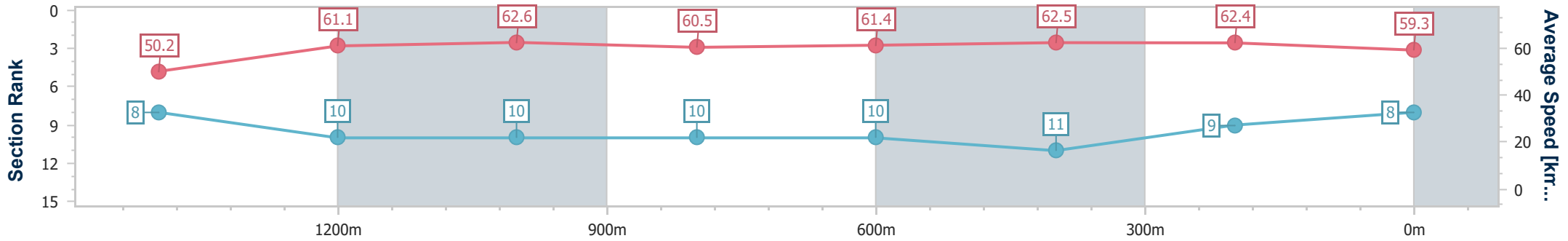


Doomben QLD Professional
Race 6: MULLINS LAWYERS Class 1 Handicap - 1650m
 12 June 2024 - 14:54
 Track Rating: Good 4, Weather: Fine, Rail Position: +9m Entire



BRISBANE
RACING CLUB

Section	Overall	1400m	1200m	1000m	800m	600m	400m	200m
Section Times	1:40.43 [8] (0:17.90)	1:22.53 [8] (0:11.85)	1:10.68 [10] (0:11.52)	0:59.16 [10] (0:11.99)	0:47.17 [10] (0:11.82)	0:35.35 [10] (0:11.66)	0:23.69 [11] (0:11.53)	0:12.16 [9] (0:12.16)
Average Speed [km/h]	50.2	61.1	62.6	60.5	61.4	62.5	62.4	59.3
Top Speed [km/h]	61.4	63.3	63.6	61.9	63.8	63.8	64.5	63.4
Avg. Dist. to Rail [m]	1.1	1.1	2.3	2.4	2.0	1.4	2.2	5.7
Avg. Stride Freq. [Hz]	2.1	2.2	2.2	2.2	2.2	2.2	2.2	2.2
Avg. Stride Length [m]	6.5	7.7	7.9	7.7	7.8	7.9	7.7	7.4



- [] Ranking at each section and finish
- .-.- No data available at this section
- NA No data available



Horse/Jockey Name	Von Bee
Final Rank	9
Fastest Section Time (Section)	0:11.42 (1200m)
Top Speed [km/h] (Section)	64.2 (1200m)
Race State	Finished



Doomben QLD Professional

Race 6: MULLINS LAWYERS Class 1 Handicap - 1650m

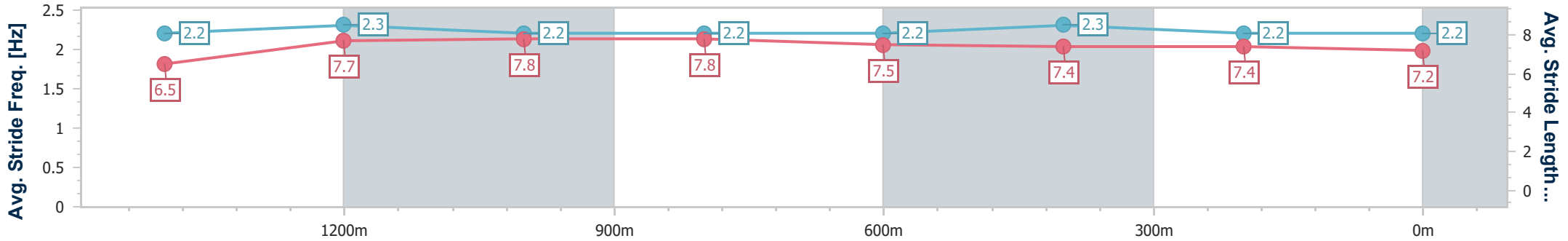
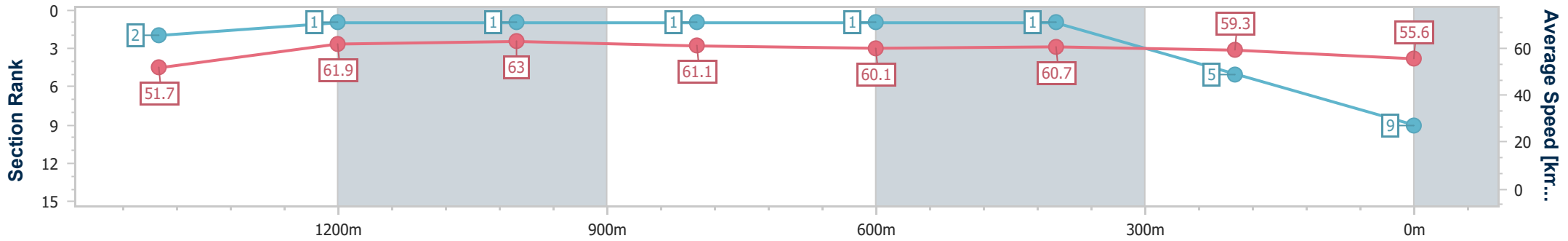
12 June 2024 - 14:54

Track Rating: Good 4, Weather: Fine, Rail Position: +9m Entire



BRISBANE RACING CLUB

Section	Overall	1400m	1200m	1000m	800m	600m	400m	200m
Section Times	1:40.91 [9] (0:17.34)	1:23.57 [2] (0:11.56)	1:12.01 [1] (0:11.42)	1:00.59 [1] (0:11.78)	0:48.81 [1] (0:11.94)	0:36.87 [1] (0:11.82)	0:25.05 [1] (0:12.08)	0:12.97 [5] (0:12.97)
Average Speed [km/h]	51.7	61.9	63.0	61.1	60.1	60.7	59.3	55.6
Top Speed [km/h]	61.9	62.7	64.2	62.1	60.9	61.2	61.1	58.3
Avg. Dist. to Rail [m]	0.8	0.9	0.1	0.5	0.3	0.8	0.9	0.5
Avg. Stride Freq. [Hz]	2.2	2.3	2.2	2.2	2.2	2.3	2.2	2.2
Avg. Stride Length [m]	6.5	7.7	7.8	7.8	7.5	7.4	7.4	7.2



- [] Ranking at each section and finish
- .-.- No data available at this section
- NA No data available



Horse/Jockey Name	A Dime Approach
Final Rank	10
Fastest Section Time (Section)	0:11.43 (1200m)
Top Speed [km/h] (Section)	64.5 (1200m)
Race State	Finished



Doomben QLD Professional

Race 6: MULLINS LAWYERS Class 1 Handicap - 1650m

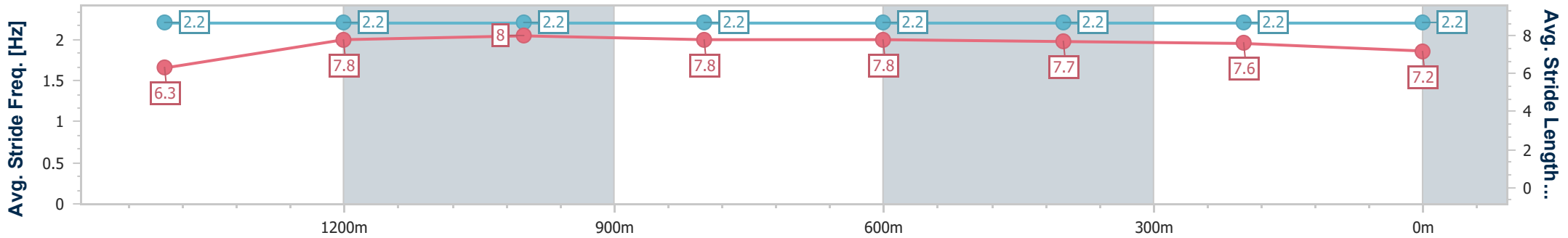
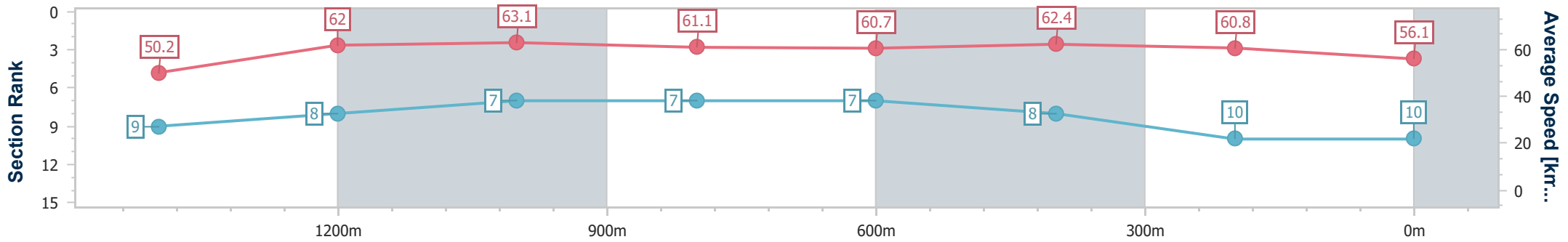
12 June 2024 - 14:54

Track Rating: Good 4, Weather: Fine, Rail Position: +9m Entire



BRISBANE RACING CLUB

Section	Overall	1400m	1200m	1000m	800m	600m	400m	200m
Section Times	1:41.24 [10] (0:17.95)	1:23.29 [9] (0:11.65)	1:11.64 [8] (0:11.43)	1:00.21 [7] (0:11.88)	0:48.33 [7] (0:11.93)	0:36.40 [7] (0:11.65)	0:24.75 [8] (0:11.86)	0:12.89 [10] (0:12.89)
Average Speed [km/h]	50.2	62.0	63.1	61.1	60.7	62.4	60.8	56.1
Top Speed [km/h]	64.1	63.8	64.5	62.0	63.2	63.4	62.0	58.2
Avg. Dist. to Rail [m]	1.2	0.7	2.2	2.2	1.8	1.3	2.8	3.7
Avg. Stride Freq. [Hz]	2.2	2.2	2.2	2.2	2.2	2.2	2.2	2.2
Avg. Stride Length [m]	6.3	7.8	8.0	7.8	7.8	7.7	7.6	7.2



- [] Ranking at each section and finish
- .-.- No data available at this section
- NA No data available



Horse/Jockey Name	Around The Buoy
Final Rank	11
Fastest Section Time (Section)	0:11.48 (1200m)
Top Speed [km/h] (Section)	64.7 (1200m)
Race State	Finished



Doomben QLD Professional

Race 6: MULLINS LAWYERS Class 1 Handicap - 1650m

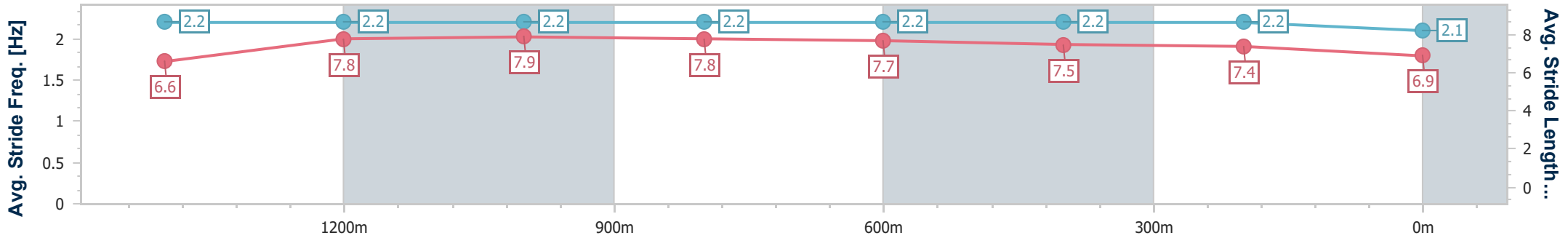
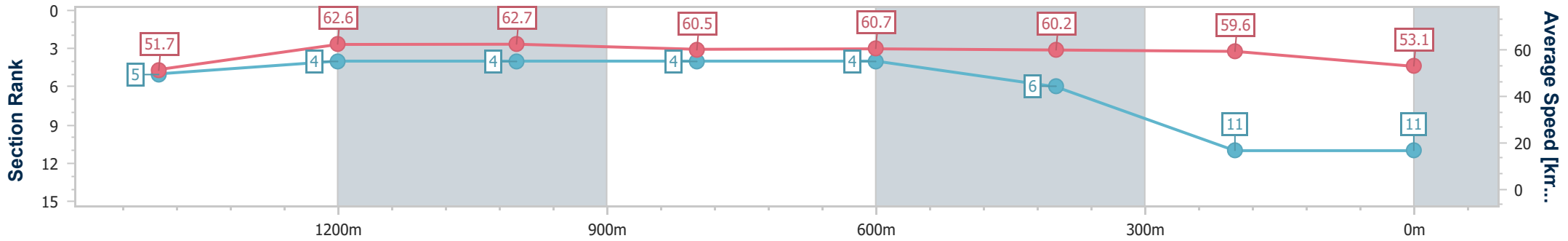
12 June 2024 - 14:54

Track Rating: Good 4, Weather: Fine, Rail Position: +9m Entire



BRISBANE RACING CLUB

Section	Overall	1400m	1200m	1000m	800m	600m	400m	200m
Section Times	1:42.03 [11] (0:17.52)	1:24.51 [5] (0:11.63)	1:12.88 [4] (0:11.48)	1:01.40 [4] (0:11.92)	0:49.48 [4] (0:11.90)	0:37.58 [4] (0:11.97)	0:25.61 [6] (0:12.06)	0:13.55 [11] (0:13.55)
Average Speed [km/h]	51.7	62.6	62.7	60.5	60.7	60.2	59.6	53.1
Top Speed [km/h]	64.0	64.0	64.7	62.5	61.1	60.9	60.8	57.2
Avg. Dist. to Rail [m]	3.5	1.9	2.0	1.2	0.9	0.6	0.7	0.9
Avg. Stride Freq. [Hz]	2.2	2.2	2.2	2.2	2.2	2.2	2.2	2.1
Avg. Stride Length [m]	6.6	7.8	7.9	7.8	7.7	7.5	7.4	6.9



- [] Ranking at each section and finish
- .-.- No data available at this section
- NA No data available