



ALBION PARK, QLD  
 Race 1 - GARRARD'S HORSE AND HOUND - 520M  
 13/06/2024 - 18:20:41 PM

RUG	NAME	BOX	TOP SPEED	50M	100M	150M	200M	250M	300M	350M	400M	450M	500M	217M HOME	FINISH TIME
<b>3</b>	Cash Cloud	3	68.7km/h	3.71 [2] 51.9km/h (1.2M)	6.39 [3] 67.1km/h (0.5M)	9.04 [3] 68.1km/h (0.4M)	11.75 [2] 66.4km/h (0.7M)	14.51 [2] 65.2km/h (1.6M)	17.20 [2] 66.8km/h (2.8M)	20.05 [2] 63.3km/h (2.0M)	23.01 [2] 60.7km/h (1.7M)	26.01 [1] 60.0km/h (1.0M)	29.04 [1] 59.7km/h (0.5M)	12.84 61.0km/h (1.2M)	30.22 [1]
<b>1</b>	Royal Voltage	1	71.3km/h	3.70 [1] 52.8km/h (0.4M)	6.29 [1] 69.2km/h (0.2M)	8.90 [1] 68.9km/h (0.4M)	11.63 [1] 66.1km/h (0.6M)	14.42 [1] 64.5km/h (1.5M)	17.14 [1] 66.2km/h (2.1M)	19.98 [1] 63.6km/h (1.7M)	22.97 [1] 60.2km/h (1.4M)	26.05 [2] 58.4km/h (0.7M)	29.18 [2] 57.5km/h (0.1M)	13.11 59.7km/h (0.9M)	30.44 [2]
<b>5</b>	Togatuki	5	68.0km/h	3.72 [3] 51.7km/h (2.0M)	6.44 [4] 66.1km/h (1.1M)	9.11 [4] 67.3km/h (1.1M)	11.85 [4] 65.7km/h (1.2M)	14.70 [5] 63.2km/h (3.0M)	17.45 [4] 65.2km/h (3.8M)	20.34 [4] 62.6km/h (2.3M)	23.30 [4] 60.7km/h (1.7M)	26.29 [3] 60.3km/h (0.9M)	29.28 [3] 60.1km/h (1.1M)	12.85 60.9km/h (1.4M)	30.49 [3]
<b>9</b>	Destini Novella	6	69.3km/h	3.83 [6] 51.2km/h (2.3M)	6.50 [6] 67.4km/h (0.6M)	9.16 [5] 67.8km/h (0.4M)	11.88 [5] 66.0km/h (0.7M)	14.69 [4] 64.0km/h (1.3M)	17.46 [5] 65.1km/h (1.3M)	20.31 [3] 63.2km/h (1.4M)	23.28 [3] 60.6km/h (1.3M)	26.30 [4] 59.7km/h (0.5M)	29.34 [4] 59.2km/h (0.1M)	12.91 60.6km/h (0.8M)	30.56 [4]
<b>2</b>	Solar Rose	2	69.2km/h	3.89 [7] 51.5km/h (0.5M)	6.56 [7] 67.4km/h (0.1M)	9.25 [7] 66.7km/h (0.2M)	12.02 [6] 65.1km/h (0.7M)	14.82 [6] 64.2km/h (1.3M)	17.55 [6] 66.1km/h (1.5M)	20.41 [6] 63.0km/h (1.5M)	23.41 [5] 60.0km/h (1.5M)	26.45 [5] 59.2km/h (1.2M)	29.53 [5] 58.6km/h (1.8M)	13.03 60.1km/h (1.5M)	30.76 [5]
<b>7</b>	Tiger Toast	7	67.5km/h	3.76 [5] 51.3km/h (3.1M)	6.47 [5] 66.2km/h (1.6M)	9.24 [6] 65.1km/h (1.4M)	12.11 [7] 62.7km/h (1.4M)	14.97 [7] 63.0km/h (1.9M)	17.74 [7] 65.0km/h (3.2M)	20.62 [7] 62.5km/h (2.0M)	23.66 [6] 59.3km/h (1.5M)	26.71 [6] 58.9km/h (0.7M)	29.73 [6] 59.7km/h (1.1M)	13.00 60.1km/h (1.3M)	30.94 [6]
<b>4</b>	Billie's Lass	4	66.7km/h	3.98 [8] 50.4km/h (1.5M)	6.74 [8] 65.3km/h (0.6M)	9.49 [8] 65.4km/h (0.4M)	12.31 [8] 63.8km/h (0.6M)	15.17 [8] 63.0km/h (1.2M)	17.95 [8] 64.9km/h (1.6M)	20.79 [8] 63.3km/h (1.6M)	23.74 [8] 60.9km/h (1.5M)	26.80 [7] 58.9km/h (0.6M)	29.82 [7] 59.6km/h (0.6M)	12.89 60.7km/h (1.0M)	31.03 [7]
<b>8</b>	Manhattan Girl	8	70.3km/h	3.72 [4] 52.5km/h (3.7M)	6.34 [2] 68.7km/h (1.6M)	8.97 [2] 68.4km/h (1.2M)	11.76 [3] 64.7km/h (1.6M)	14.64 [3] 62.4km/h (2.4M)	17.44 [3] 64.4km/h (3.2M)	20.39 [5] 61.0km/h (2.1M)	23.69 [7] 54.6km/h (2.4M)	26.91 [8] 55.9km/h (1.6M)	30.08 [8] 56.9km/h (2.4M)	13.73 57.0km/h (2.1M)	31.35 [8]

Data based on IsoLynx Localised Positioning System.

Legend:

[ ] - Rank at each section

( ) - Avg. meters to rail for section

-- - No data available at section





ALBION PARK, QLD  
 Race 2 - ROSEWOOD VETERINARY SERVICE - 520M  
 13/06/2024 - 18:41:52 PM

RUG	NAME	BOX	TOP SPEED	50M	100M	150M	200M	250M	300M	350M	400M	450M	500M	217M HOME	FINISH TIME
<b>4</b>	<b>Excessive</b>	4	70.7km/h	3.71 [1] 52.2km/h (0.9M)	6.34 [1] 68.5km/h (0.2M)	9.00 [1] 67.6km/h (0.4M)	11.71 [1] 66.4km/h (0.5M)	14.49 [1] 64.7km/h (1.4M)	17.22 [1] 66.0km/h (1.8M)	20.02 [1] 64.2km/h (1.4M)	22.98 [1] 60.9km/h (1.3M)	26.01 [1] 59.4km/h (0.6M)	29.08 [1] 58.7km/h (0.3M)	12.91 60.7km/h (0.9M)	<b>30.31 [1]</b>
<b>6</b>	<b>Tom Keeping</b>	6	68.6km/h	3.79 [5] 51.7km/h (2.4M)	6.47 [4] 66.9km/h (1.0M)	9.30 [6] 63.9km/h (1.2M)	12.07 [6] 64.8km/h (1.0M)	14.87 [5] 64.5km/h (1.7M)	17.57 [4] 66.5km/h (2.0M)	20.35 [4] 64.8km/h (1.6M)	23.28 [3] 61.5km/h (1.3M)	26.25 [3] 60.7km/h (0.6M)	29.22 [3] 60.7km/h (0.4M)	12.65 61.8km/h (0.9M)	<b>30.40 [2]</b>
<b>1</b>	<b>Daysea's Rowdy</b>	1	69.9km/h	3.74 [2] 51.9km/h (0.5M)	6.40 [2] 67.7km/h (0.3M)	9.07 [2] 67.3km/h (0.6M)	11.80 [2] 66.1km/h (0.9M)	14.58 [2] 64.8km/h (1.7M)	17.30 [2] 66.1km/h (2.5M)	20.14 [2] 63.5km/h (1.8M)	23.12 [2] 60.6km/h (1.3M)	26.13 [2] 59.8km/h (0.5M)	29.18 [2] 59.0km/h (0.1M)	12.92 60.5km/h (0.9M)	<b>30.41 [3]</b>
<b>3</b>	<b>Georgie Choo</b>	3	69.5km/h	3.84 [6] 51.2km/h (0.6M)	6.48 [5] 68.0km/h (0.2M)	9.18 [3] 66.8km/h (0.8M)	11.94 [3] 65.2km/h (1.2M)	14.70 [3] 65.2km/h (1.9M)	17.37 [3] 67.3km/h (2.2M)	20.28 [3] 62.2km/h (2.0M)	23.35 [4] 58.7km/h (2.1M)	26.38 [4] 59.3km/h (0.9M)	29.40 [4] 59.7km/h (0.6M)	13.07 59.9km/h (1.3M)	<b>30.63 [4]</b>
<b>7</b>	<b>Tiki Bar</b>	7	67.5km/h	3.74 [3] 51.1km/h (2.8M)	6.48 [6] 65.6km/h (1.4M)	9.37 [7] 62.5km/h (1.5M)	12.18 [7] 64.0km/h (0.9M)	15.02 [7] 63.5km/h (1.3M)	17.76 [7] 65.6km/h (2.2M)	20.60 [7] 63.4km/h (1.5M)	23.62 [7] 59.7km/h (1.5M)	26.69 [5] 58.6km/h (1.0M)	29.75 [5] 59.0km/h (1.3M)	13.02 60.2km/h (1.2M)	<b>30.97 [5]</b>
<b>8</b>	<b>Midnight Bandit</b>	8	66.8km/h	4.02 [8] 49.1km/h (3.2M)	6.79 [8] 65.1km/h (1.0M)	9.50 [8] 66.3km/h (0.2M)	12.26 [8] 65.1km/h (0.4M)	15.08 [8] 64.0km/h (1.0M)	17.83 [8] 65.5km/h (1.4M)	20.69 [8] 62.9km/h (1.4M)	23.67 [8] 60.4km/h (1.2M)	26.79 [8] 57.8km/h (0.6M)	29.79 [6] 60.0km/h (0.7M)	12.98 60.4km/h (0.9M)	<b>30.99 [6]</b>
<b>2</b>	<b>Disaster Piece</b>	2	69.4km/h	3.89 [7] 50.5km/h (0.7M)	6.56 [7] 67.2km/h (0.4M)	9.26 [5] 66.9km/h (0.2M)	12.02 [5] 65.1km/h (0.4M)	14.85 [4] 63.7km/h (1.0M)	17.61 [5] 65.3km/h (1.4M)	20.53 [5] 61.7km/h (1.3M)	23.59 [5] 58.8km/h (1.2M)	26.73 [6] 57.4km/h (0.4M)	29.82 [7] 58.4km/h (0.3M)	13.25 59.0km/h (0.8M)	<b>31.05 [7]</b>
<b>5</b>	<b>Short Fuse</b>	5	68.9km/h	3.79 [4] 51.5km/h (1.7M)	6.46 [3] 67.2km/h (0.7M)	9.19 [4] 66.0km/h (1.4M)	12.01 [4] 63.8km/h (2.0M)	14.88 [6] 62.8km/h (2.9M)	17.64 [6] 65.2km/h (3.3M)	20.55 [6] 62.0km/h (2.7M)	23.61 [6] 58.6km/h (2.4M)	26.78 [7] 57.0km/h (1.7M)	29.94 [8] 56.9km/h (1.8M)	13.41 58.5km/h (2.0M)	<b>31.23 [8]</b>

Data based on IsoLynx Localised Positioning System.

Legend:

[ ] - Rank at each section

( ) - Avg. meters to rail for section

-- - No data available at section





ALBION PARK, QLD  
Race 3 - REMEMBERING TERRY HILL - 710M  
13/06/2024 - 19:05:09 PM










RUG	NAME	BOX	TOP SPEED	50M	100M	150M	200M	250M	300M	350M	400M	450M	500M	550M	600M	650M	700M	217M HOME	FINISH TIME
	Lena Jinx	2	69.7km/h	3.70 [2] 49.3km/h (1.5M)	6.42 [1] 66.2km/h (2.0M)	9.11 [1] 66.8km/h (2.0M)	11.80 [1] 67.1km/h (1.0M)	14.47 [1] 67.4km/h (0.3M)	17.07 [1] 69.1km/h (0.2M)	19.81 [1] 65.6km/h (0.6M)	22.69 [1] 62.5km/h (1.0M)	25.64 [1] 61.2km/h (1.3M)	28.52 [1] 62.5km/h (1.9M)	31.52 [1] 60.0km/h (1.7M)	34.66 [1] 57.4km/h (1.4M)	37.87 [1] 56.1km/h (0.5M)	41.11 [1] 55.6km/h (0.6M)	13.64 57.4km/h (1.0M)	41.77 [1]
	Sanisha	7	69.1km/h	3.85 [5] 47.7km/h (3.0M)	6.58 [4] 66.0km/h (1.8M)	9.26 [3] 67.1km/h (1.5M)	11.99 [3] 65.8km/h (0.7M)	14.68 [3] 67.0km/h (0.5M)	17.31 [2] 68.4km/h (0.2M)	20.09 [2] 64.8km/h (0.4M)	22.99 [2] 61.9km/h (0.8M)	25.95 [2] 61.0km/h (1.3M)	28.81 [2] 62.7km/h (1.5M)	31.83 [2] 59.8km/h (1.6M)	34.97 [2] 57.3km/h (1.4M)	38.13 [2] 56.9km/h (0.5M)	41.24 [2] 58.0km/h (0.4M)	13.45 58.2km/h (0.9M)	41.88 [2]
	Amendola	1	68.3km/h	3.70 [1] 49.2km/h (0.6M)	6.46 [2] 65.0km/h (1.5M)	9.21 [2] 65.6km/h (1.5M)	11.95 [2] 65.6km/h (1.3M)	14.67 [2] 66.2km/h (1.6M)	17.35 [3] 67.2km/h (0.9M)	20.23 [3] 62.5km/h (1.2M)	23.21 [3] 60.5km/h (1.1M)	26.19 [3] 60.4km/h (1.2M)	29.10 [3] 61.8km/h (1.6M)	32.17 [3] 58.8km/h (1.6M)	35.34 [3] 56.7km/h (1.3M)	38.53 [3] 56.5km/h (0.5M)	41.65 [3] 57.6km/h (0.5M)	13.58 57.6km/h (1.0M)	42.29 [3]
	Garrison	5	69.0km/h	3.93 [6] 47.6km/h (2.5M)	6.70 [6] 64.9km/h (1.7M)	9.43 [6] 65.9km/h (1.3M)	12.15 [5] 66.1km/h (0.7M)	14.84 [5] 67.1km/h (0.4M)	17.49 [5] 67.8km/h (0.2M)	20.33 [5] 63.4km/h (0.2M)	23.31 [4] 60.4km/h (0.7M)	26.30 [4] 60.2km/h (1.5M)	29.23 [4] 61.4km/h (2.4M)	32.30 [4] 58.7km/h (1.6M)	35.43 [4] 57.5km/h (1.3M)	38.62 [4] 56.6km/h (0.8M)	41.76 [4] 57.3km/h (0.6M)	13.55 57.7km/h (1.1M)	42.39 [4]
	Canya Amy	8	67.0km/h	3.83 [4] 47.7km/h (3.9M)	6.62 [5] 64.4km/h (2.7M)	9.40 [5] 64.8km/h (2.6M)	12.16 [6] 65.2km/h (1.5M)	14.92 [7] 65.3km/h (1.3M)	17.63 [7] 66.2km/h (1.1M)	20.47 [7] 63.5km/h (0.7M)	23.44 [7] 60.7km/h (1.0M)	26.42 [6] 60.4km/h (1.1M)	29.32 [5] 61.9km/h (1.0M)	32.43 [5] 58.1km/h (1.6M)	35.59 [5] 57.0km/h (1.3M)	38.74 [5] 57.2km/h (0.4M)	41.87 [5] 57.6km/h (0.1M)	13.58 57.6km/h (0.8M)	42.52 [5]
	Blue Hornet	6	68.3km/h	3.97 [8] 47.1km/h (3.3M)	6.73 [7] 65.0km/h (2.3M)	9.46 [7] 66.0km/h (1.9M)	12.20 [7] 65.8km/h (1.1M)	14.91 [6] 66.4km/h (0.8M)	17.58 [6] 67.3km/h (0.4M)	20.42 [6] 63.5km/h (0.1M)	23.36 [6] 61.1km/h (0.8M)	26.41 [5] 59.1km/h (2.0M)	29.34 [6] 61.4km/h (2.4M)	32.52 [6] 56.8km/h (1.8M)	35.79 [6] 55.1km/h (1.4M)	39.00 [6] 56.0km/h (0.4M)	42.19 [6] 56.4km/h (0.7M)	13.90 56.4km/h (1.0M)	42.85 [6]
	Kushti Bok	3	67.9km/h	3.79 [3] 48.5km/h (2.1M)	6.53 [3] 65.4km/h (2.3M)	9.26 [4] 66.1km/h (2.4M)	12.01 [4] 65.4km/h (1.7M)	14.75 [4] 65.8km/h (2.5M)	17.44 [4] 66.9km/h (1.4M)	20.31 [4] 62.7km/h (1.0M)	23.34 [5] 59.5km/h (1.6M)	26.42 [7] 58.4km/h (2.5M)	29.43 [7] 59.8km/h (3.3M)	32.60 [7] 56.9km/h (2.1M)	35.88 [7] 54.8km/h (2.0M)	39.13 [7] 55.5km/h (1.0M)	42.32 [7] 56.5km/h (1.7M)	13.94 56.1km/h (1.7M)	42.97 [7]
	Ziping Luda	4	68.6km/h	3.94 [7] 47.2km/h (2.0M)	6.81 [8] 62.8km/h (1.5M)	9.58 [8] 64.9km/h (1.4M)	12.30 [8] 66.3km/h (0.9M)	14.99 [8] 66.8km/h (0.9M)	17.66 [8] 67.3km/h (0.2M)	20.55 [8] 62.3km/h (0.3M)	23.53 [8] 60.6km/h (0.7M)	26.54 [8] 59.7km/h (2.3M)	29.53 [8] 60.3km/h (3.6M)	32.64 [8] 58.0km/h (1.7M)	35.88 [8] 55.5km/h (1.1M)	39.16 [8] 54.9km/h (0.4M)	42.39 [8] 55.8km/h (0.5M)	13.92 56.3km/h (0.9M)	43.05 [8]

Data based on IsoLynx Localised Positioning System.  
Legend:  
[] - Rank at each section  
( ) - Avg. meters to rail for section  
-- - No data available at section





ALBION PARK, QLD  
Race 4 - TAB Regional Origin Challenge F - 520M  
13/06/2024 - 19:25:56 PM


RUG	NAME	BOX	SECTION-1	SECTION-2	HOME	FINISH TIME
	Fire Paws	1	5.57	17.93	12.85	30.78 [6]
	Khatanga Tex	2	5.67	17.28	12.92	30.20 [2]
	Johnny Koala	3	5.63	17.73	12.89	30.62 [4]
	Not Without	4	5.59	17.92	12.78	30.70 [5]
	Bootin' Boodie	5	5.51	17.24	12.71	29.95 [1]
	Bon Flame	6	5.50	17.38	12.98	30.36 [3]
	Four Barrys	7	5.62	18.05	13.33	31.38 [8]
	Hara's Buddy	8	5.60	18.08	13.17	31.25 [7]
	Walk Right In	9	[]			

RUG NAME BOX SECTION-1

SECTION-2

HOME

FINISH  
TIME

	Done The Best	10	[]
--	---------------	----	----

Data based on IsoLynx Localised Positioning System.

Legend:

[] - Rank at each section

() - Avg. meters to rail for section

-- - No data available at section





ALBION PARK, QLD  
 Race 5 - SKY RACING Brisbane Cup Prelude F - 520M  
 13/06/2024 - 19:49:52 PM

RUG	NAME	BOX	TOP SPEED	50M	100M	150M	200M	250M	300M	350M	400M	450M	500M	217M HOME	FINISH TIME
<b>3</b>	Lakeview Emily	3	72.3km/h	3.57 [1] 54.0km/h (1.1M)	6.14 [1] 70.1km/h (0.3M)	8.68 [1] 70.8km/h (0.5M)	11.33 [1] 67.8km/h (0.8M)	14.06 [1] 66.1km/h (1.6M)	16.74 [1] 67.2km/h (2.1M)	19.51 [1] 65.0km/h (1.7M)	22.42 [1] 62.0km/h (1.5M)	25.40 [1] 60.5km/h (0.8M)	28.40 [1] 59.9km/h (0.9M)	12.70 61.7km/h (1.2M)	29.62 [1]
<b>2</b>	Mr. Springtime	2	70.8km/h	3.62 [2] 53.1km/h (0.6M)	6.23 [3] 68.9km/h (0.1M)	8.85 [3] 68.7km/h (0.4M)	11.52 [3] 67.4km/h (0.8M)	14.24 [3] 66.3km/h (1.9M)	16.91 [3] 67.4km/h (2.6M)	19.69 [3] 64.7km/h (1.7M)	22.64 [2] 61.0km/h (1.6M)	25.63 [2] 60.4km/h (0.9M)	28.63 [2] 59.9km/h (1.2M)	12.76 61.3km/h (1.3M)	29.85 [2]
<b>4</b>	Trooper Tears	4	71.1km/h	3.68 [6] 53.0km/h (1.6M)	6.27 [4] 69.4km/h (0.6M)	8.91 [4] 68.2km/h (1.6M)	11.66 [4] 65.6km/h (1.9M)	14.41 [4] 65.5km/h (2.7M)	17.08 [5] 67.2km/h (4.1M)	19.86 [5] 65.0km/h (2.3M)	22.77 [5] 61.8km/h (2.2M)	25.77 [4] 60.1km/h (1.5M)	28.73 [3] 60.8km/h (1.5M)	12.64 61.9km/h (1.8M)	29.91 [3]
<b>1</b>	Shima Current	1	71.9km/h	3.66 [4] 53.0km/h (0.3M)	6.28 [5] 68.9km/h (0.2M)	8.96 [5] 67.2km/h (0.4M)	11.68 [5] 66.1km/h (0.8M)	14.41 [5] 65.9km/h (1.8M)	17.07 [4] 67.6km/h (2.1M)	19.82 [4] 65.5km/h (1.6M)	22.76 [4] 61.3km/h (1.5M)	25.75 [3] 60.2km/h (0.6M)	28.77 [4] 59.8km/h (0.4M)	12.72 61.6km/h (0.9M)	29.98 [4]
<b>7</b>	Superstar Ethics	7	71.1km/h	3.81 [7] 51.6km/h (1.7M)	6.41 [7] 69.2km/h (0.6M)	9.03 [7] 68.9km/h (0.4M)	11.80 [7] 64.9km/h (0.6M)	14.56 [7] 65.5km/h (1.1M)	17.22 [6] 67.4km/h (1.3M)	20.00 [6] 65.0km/h (1.5M)	22.91 [6] 61.8km/h (1.5M)	25.85 [6] 61.2km/h (0.5M)	28.81 [5] 60.7km/h (0.1M)	12.62 62.1km/h (0.8M)	30.02 [5]
<b>8</b>	Tagovailoa	8	70.7km/h	3.66 [5] 51.9km/h (2.8M)	6.34 [6] 67.5km/h (1.6M)	8.98 [6] 68.1km/h (1.1M)	11.75 [6] 65.0km/h (1.4M)	14.55 [6] 64.4km/h (2.2M)	17.24 [7] 66.9km/h (2.7M)	20.03 [7] 64.4km/h (2.1M)	23.01 [7] 60.6km/h (2.3M)	25.95 [7] 61.1km/h (0.9M)	28.90 [6] 61.0km/h (2.3M)	12.67 61.7km/h (1.9M)	30.09 [6]
<b>6</b>	Super Scrub	6	71.7km/h	3.62 [3] 53.3km/h (2.2M)	6.20 [2] 70.0km/h (1.1M)	8.75 [2] 70.4km/h (1.2M)	11.40 [2] 67.9km/h (1.3M)	14.14 [2] 65.7km/h (2.4M)	16.84 [2] 66.7km/h (2.8M)	19.69 [2] 63.3km/h (2.1M)	22.73 [3] 59.2km/h (2.2M)	25.83 [5] 58.0km/h (1.0M)	28.99 [7] 57.1km/h (1.7M)	13.25 59.1km/h (1.7M)	30.27 [7]

Data based on IsoLynx Localised Positioning System.

Legend:

[ ] - Rank at each section

( ) - Avg. meters to rail for section

-- - No data available at section





ALBION PARK, QLD  
 Race 6 - SKY RACING Brisbane Cup Prelude F - 520M  
 13/06/2024 - 20:10:53 PM










RUG	NAME	BOX	TOP SPEED	50M	100M	150M	200M	250M	300M	350M	400M	450M	500M	217M HOME	FINISH TIME
<b>2</b>	<b>Kahlo Hayze</b>	2	71.4km/h	3.73 [3] 52.5km/h (0.5M)	6.32 [3] 69.5km/h (0.2M)	8.91 [3] 69.5km/h (0.8M)	11.58 [3] 67.2km/h (1.3M)	14.31 [2] 66.1km/h (2.4M)	16.96 [2] 67.9km/h (3.3M)	19.68 [2] 66.0km/h (1.7M)	22.59 [2] 62.0km/h (1.6M)	25.57 [2] 60.4km/h (1.2M)	28.59 [1] 59.5km/h (1.3M)	12.67 61.8km/h (1.4M)	<b>29.82 [1]</b>
<b>4</b>	<b>Sunset Frazier</b>	4	72.4km/h	3.71 [2] 52.9km/h (1.9M)	6.26 [2] 70.5km/h (0.9M)	8.79 [1] 71.2km/h (0.7M)	11.42 [1] 68.4km/h (0.7M)	14.11 [1] 66.9km/h (1.3M)	16.76 [1] 68.0km/h (1.5M)	19.52 [1] 65.2km/h (1.5M)	22.49 [1] 60.7km/h (1.3M)	25.54 [1] 59.0km/h (0.5M)	28.62 [2] 58.4km/h (0.2M)	12.92 60.6km/h (0.8M)	<b>29.86 [2]</b>
<b>5</b>	<b>Fear The Dragon</b>	5	70.5km/h	3.81 [8] 51.3km/h (2.2M)	6.45 [7] 68.4km/h (0.7M)	9.13 [4] 67.2km/h (1.3M)	11.91 [5] 64.6km/h (1.8M)	14.74 [4] 63.7km/h (2.9M)	17.47 [4] 66.0km/h (3.4M)	20.28 [5] 64.1km/h (2.3M)	23.24 [5] 60.8km/h (2.4M)	26.23 [5] 60.2km/h (1.6M)	29.20 [3] 60.6km/h (1.9M)	12.73 61.4km/h (2.0M)	<b>30.39 [3]</b>
<b>3</b>	<b>Tarawi Lee</b>	3	70.7km/h	3.62 [1] 53.5km/h (1.3M)	6.21 [1] 69.2km/h (0.4M)	8.83 [2] 68.8km/h (0.2M)	11.55 [2] 66.1km/h (0.6M)	14.34 [3] 64.6km/h (1.6M)	17.08 [3] 65.5km/h (1.7M)	20.00 [3] 61.9km/h (1.4M)	23.05 [3] 59.0km/h (1.3M)	26.13 [3] 58.4km/h (0.5M)	29.21 [4] 58.5km/h (0.2M)	13.20 59.3km/h (0.8M)	<b>30.47 [4]</b>
<b>6</b>	<b>Nad Al Sheba</b>	6	70.0km/h	3.76 [4] 51.5km/h (2.7M)	6.42 [4] 67.7km/h (1.4M)	9.24 [7] 64.2km/h (1.3M)	11.97 [6] 65.7km/h (0.8M)	14.76 [5] 64.5km/h (1.5M)	17.47 [5] 66.5km/h (2.0M)	20.26 [4] 64.6km/h (1.7M)	23.22 [4] 60.9km/h (1.6M)	26.23 [4] 59.8km/h (0.8M)	29.26 [5] 59.4km/h (1.0M)	12.82 61.0km/h (1.2M)	<b>30.48 [5]</b>
<b>7</b>	<b>Saanvi</b>	7	69.3km/h	3.78 [5] 51.5km/h (3.0M)	6.44 [6] 67.5km/h (1.9M)	9.14 [5] 66.7km/h (1.9M)	12.00 [7] 63.0km/h (2.8M)	14.83 [7] 63.7km/h (3.6M)	17.53 [6] 66.6km/h (4.5M)	20.37 [6] 63.4km/h (2.7M)	23.39 [6] 59.7km/h (2.7M)	26.38 [6] 60.1km/h (1.2M)	29.33 [6] 61.0km/h (0.4M)	12.83 61.0km/h (1.6M)	<b>30.54 [6]</b>
<b>1</b>	<b>Ziping Strop</b>	1	69.8km/h	3.80 [6] 51.9km/h (0.4M)	6.44 [5] 68.0km/h (0.3M)	9.15 [6] 66.7km/h (0.6M)	11.89 [4] 65.6km/h (0.8M)	14.78 [6] 62.3km/h (2.0M)	17.56 [7] 64.6km/h (2.4M)	20.47 [8] 62.0km/h (1.9M)	23.51 [8] 59.1km/h (1.5M)	26.69 [8] 56.7km/h (1.5M)	29.70 [7] 59.7km/h (1.7M)	13.15 59.5km/h (1.6M)	<b>30.91 [7]</b>
<b>8</b>	<b>Bye Bye Raider</b>	8	67.7km/h	3.81 [7] 51.3km/h (3.3M)	6.52 [8] 66.3km/h (2.1M)	9.24 [8] 66.2km/h (1.9M)	12.05 [8] 64.0km/h (2.4M)	14.85 [8] 64.4km/h (2.3M)	17.58 [8] 65.8km/h (2.9M)	20.43 [7] 63.3km/h (2.3M)	23.45 [7] 59.7km/h (1.7M)	26.61 [7] 56.9km/h (0.8M)	29.76 [8] 57.3km/h (0.7M)	13.25 59.1km/h (1.2M)	<b>31.02 [8]</b>

Data based on IsoLynx Localised Positioning System.  
 Legend:  
 [] - Rank at each section  
 () - Avg. meters to rail for section  
 -- - No data available at section





ALBION PARK, QLD  
Race 7 - TAB Origin Greyhound Series Distance F - 710M  
13/06/2024 - 20:35:12 PM

RUG	NAME	BOX	SECTION-1	SECTION-2	HOME	FINISH TIME
	Fahey's Magic	1	16.14	28.63	13.47	42.10 [2]
	Mystical Beck	2	16.48	29.14	13.52	42.66 [8]
	Ritza Piper	3	16.36	28.94	13.61	42.55 [6]
	Palawa King	4	16.04	28.49	13.44	41.93 [1]
	Check The Radar	5	16.08	28.78	13.56	42.34 [4]
	First Picked	6	16.42	29.04	13.49	42.53 [5]
	Valpolicella	7	16.02	28.69	13.50	42.19 [3]
	Fast Milkman	8	16.27	28.91	13.69	42.60 [7]
	Kushti Bok	9	[]			



RUG NAME BOX SECTION-1

SECTION-2

HOME

FINISH  
TIME

10

Kenzie Baskin

10

[]

Data based on IsoLynx Localised Positioning System.

Legend:

[] - Rank at each section

() - Avg. meters to rail for section

-- - No data available at section





ALBION PARK, QLD  
Race 8 - TAB Origin Greyhound Series Sprint F - 520M  
13/06/2024 - 20:56:56 PM



RUG	NAME	BOX	SECTION-1	SECTION-2	HOME	FINISH TIME
<b>1</b>	Cluster	1	5.66	17.65	12.88	30.53 [5]
<b>2</b>	Zipping Megatron	2	5.64	17.69	12.64	30.33 [4]
<b>3</b>	Midnight Spritz	3	5.63	17.76	12.83	30.59 [6]
<b>4</b>	Overflow Beau	4	5.50	17.04	12.55	29.59 [1]
<b>5</b>	Magistrate	5	5.69	17.69	12.90	30.59 [7]
<b>6</b>	All Natural	6	5.57	17.35	12.90	30.25 [3]
<b>7</b>	Bear's Bullet	7	5.66	17.76	12.91	30.67 [8]
<b>8</b>	Good Odds Cobber	8	5.54	17.23	12.76	29.99 [2]
<b>9</b>	Kahlo Hayze	9	[]			

RUG NAME BOX SECTION-1

SECTION-2

HOME

FINISH  
TIME

 Superstar Ethics 10 

Data based on IsoLynx Localised Positioning System.

Legend:

[ ] - Rank at each section

() - Avg. meters to rail for section

-- - No data available at section





ALBION PARK, QLD  
Race 9 - TAB Origin Greyhound Series Match Race F - 520M  
13/06/2024 - 21:15:52 PM

RUG	NAME	BOX	SECTION-1	SECTION-2	HOME	FINISH TIME
<b>1</b>	Mackenna	1	5.48	17.09	12.91	30.00 [1]
<b>3</b>	Jay Is Jay	3	5.56	17.11	12.94	30.05 [2]
<b>9</b>	Kahlo Hayze	9	[]			
<b>10</b>	Zipping Megatron	10	[]			

Data based on IsoLynx Localised Positioning System.

Legend:

[] - Rank at each section

() - Avg. meters to rail for section

-- - No data available at section





ALBION PARK, QLD  
Race 10 - BOX 1 PHOTOGRAPHY - 600M  
13/06/2024 - 21:35:01 PM

RUG	NAME	BOX	TOP SPEED	50M	100M	150M	200M	250M	300M	350M	400M	450M	500M	550M	600M	217M HOME	FINISH TIME
<b>8</b>	<b>Scarlatti</b>	8	71.6km/h	3.79 [5] 50.8km/h (3.4M)	6.55 [5] 65.3km/h (1.7M)	9.13 [5] 69.6km/h (1.3M)	11.74 [5] 69.0km/h (0.5M)	14.57 [5] 63.7km/h (1.0M)	17.44 [5] 62.7km/h (1.7M)	20.28 [4] 63.6km/h (2.9M)	23.07 [3] 64.5km/h (2.9M)	26.04 [2] 60.5km/h (2.3M)	29.08 [2] 59.3km/h (1.8M)	32.10 [2] 59.7km/h (0.7M)	35.10 [1] 60.7km/h (1.1M)	12.97 60.3km/h (1.6M)	<b>35.10 [1]</b>
<b>1</b>	<b>Binny Doo</b>	1	72.6km/h	3.69 [3] 51.6km/h (1.1M)	6.41 [2] 66.1km/h (0.7M)	8.99 [1] 69.8km/h (0.3M)	11.51 [1] 71.5km/h (0.3M)	14.18 [1] 67.3km/h (0.5M)	17.00 [1] 63.9km/h (1.2M)	19.85 [1] 63.1km/h (1.8M)	22.66 [1] 64.0km/h (2.0M)	25.66 [1] 60.2km/h (1.8M)	28.75 [1] 58.2km/h (1.2M)	31.92 [1] 56.9km/h (0.4M)	35.12 [2] 56.9km/h (0.6M)	13.39 58.5km/h (1.1M)	<b>35.12 [2]</b>
<b>7</b>	<b>Jewel Bee</b>	7	70.4km/h	3.71 [4] 50.9km/h (3.0M)	6.49 [4] 64.8km/h (1.7M)	9.13 [4] 68.2km/h (2.3M)	11.71 [4] 69.6km/h (1.3M)	14.45 [4] 65.8km/h (0.9M)	17.28 [2] 63.6km/h (1.4M)	20.16 [2] 62.4km/h (2.1M)	23.02 [2] 62.9km/h (2.2M)	26.04 [3] 59.6km/h (1.6M)	29.13 [3] 58.3km/h (1.1M)	32.24 [3] 58.1km/h (0.4M)	35.30 [3] 59.4km/h (1.0M)	13.23 59.1km/h (1.1M)	<b>35.30 [3]</b>
<b>5</b>	<b>Tarawi Moo</b>	5	70.9km/h	3.69 [2] 51.2km/h (2.2M)	6.43 [3] 65.8km/h (1.2M)	9.02 [2] 69.5km/h (1.5M)	11.59 [2] 69.9km/h (1.0M)	14.34 [2] 65.3km/h (0.8M)	17.30 [3] 61.0km/h (1.1M)	20.26 [3] 60.9km/h (1.4M)	23.13 [4] 62.6km/h (1.7M)	26.17 [4] 59.3km/h (1.6M)	29.26 [4] 58.3km/h (1.2M)	32.34 [4] 58.5km/h (0.5M)	35.38 [4] 59.8km/h (0.4M)	13.21 59.2km/h (1.0M)	<b>35.38 [4]</b>
<b>4</b>	<b>Hidden Agenda</b>	4	70.0km/h	3.90 [8] 49.4km/h (2.2M)	6.72 [8] 63.7km/h (1.0M)	9.36 [8] 68.3km/h (1.2M)	11.99 [8] 68.4km/h (0.8M)	14.77 [8] 64.8km/h (0.7M)	17.64 [8] 62.9km/h (1.2M)	20.47 [7] 63.5km/h (2.1M)	23.28 [7] 63.9km/h (2.3M)	26.34 [6] 59.0km/h (2.1M)	29.47 [6] 57.6km/h (1.7M)	32.55 [5] 58.6km/h (0.7M)	35.55 [5] 60.5km/h (1.2M)	13.22 59.2km/h (1.5M)	<b>35.55 [5]</b>
<b>6</b>	<b>Shine A Light</b>	6	70.9km/h	3.81 [6] 50.3km/h (2.9M)	6.58 [6] 64.9km/h (1.3M)	9.18 [6] 69.5km/h (0.6M)	11.82 [6] 68.0km/h (0.6M)	14.66 [7] 63.5km/h (1.7M)	17.58 [7] 61.6km/h (2.3M)	20.47 [8] 62.3km/h (2.6M)	23.30 [8] 63.6km/h (3.2M)	26.34 [7] 59.2km/h (3.0M)	29.47 [7] 57.6km/h (2.4M)	32.57 [6] 58.1km/h (1.3M)	35.61 [6] 59.6km/h (2.1M)	13.27 59.0km/h (2.3M)	<b>35.61 [6]</b>
<b>3</b>	<b>I'll See</b>	3	70.0km/h	3.82 [7] 50.4km/h (1.6M)	6.60 [7] 64.9km/h (0.5M)	9.25 [7] 68.0km/h (0.2M)	11.86 [7] 68.8km/h (0.3M)	14.64 [6] 64.8km/h (0.3M)	17.53 [6] 62.4km/h (0.8M)	20.42 [6] 62.4km/h (1.1M)	23.25 [6] 63.4km/h (1.1M)	26.32 [5] 58.7km/h (1.3M)	29.46 [5] 57.4km/h (1.0M)	32.61 [7] 57.2km/h (0.3M)	35.74 [7] 58.0km/h (0.2M)	13.44 58.2km/h (0.7M)	<b>35.74 [7]</b>
<b>2</b>	<b>Snowy Waugh</b>	2	69.9km/h	3.64 [1] 52.3km/h (1.7M)	6.37 [1] 65.7km/h (1.0M)	9.02 [3] 68.1km/h (1.0M)	11.62 [3] 69.1km/h (0.5M)	14.38 [3] 65.3km/h (0.5M)	17.37 [4] 60.4km/h (0.9M)	20.35 [5] 60.5km/h (1.5M)	23.23 [5] 62.4km/h (2.0M)	26.35 [8] 57.7km/h (1.8M)	29.56 [8] 56.1km/h (1.4M)	32.71 [8] 57.0km/h (0.3M)	35.83 [8] 58.3km/h (0.3M)	13.57 57.7km/h (1.0M)	<b>35.83 [8]</b>

Data based on IsoLynx Localised Positioning System.  
Legend:  
[] - Rank at each section  
( ) - Avg. meters to rail for section  
-- - No data available at section



ALBION PARK, QLD  
Race 11 - BORGBET TIPPING SERVICE - 520M  
13/06/2024 - 21:57:54 PM

RUG	NAME	BOX	TOP SPEED	50M	100M	150M	200M	250M	300M	350M	400M	450M	500M	217M HOME	FINISH TIME
<b>6</b>	<b>Travis's Scrub</b>	6	71.8km/h	3.65 [1] 53.2km/h (1.2M)	6.21 [1] 70.1km/h (0.1M)	8.76 [1] 70.5km/h (0.4M)	11.41 [1] 67.8km/h (0.6M)	14.15 [1] 65.8km/h (1.1M)	16.87 [1] 66.3km/h (1.2M)	19.70 [1] 63.7km/h (1.3M)	22.69 [1] 60.1km/h (1.3M)	25.77 [1] 58.5km/h (0.6M)	28.90 [1] 57.5km/h (0.1M)	13.13 59.7km/h (0.8M)	<b>30.18 [1]</b>
<b>1</b>	<b>Excavation</b>	1	71.5km/h	3.77 [2] 52.0km/h (0.8M)	6.37 [2] 69.3km/h (0.2M)	8.95 [2] 69.8km/h (0.7M)	11.67 [3] 66.2km/h (1.1M)	14.46 [3] 64.5km/h (2.0M)	17.18 [3] 66.3km/h (2.6M)	20.02 [3] 63.5km/h (2.2M)	22.99 [3] 60.6km/h (1.7M)	26.01 [3] 59.6km/h (1.2M)	29.04 [2] 59.4km/h (1.2M)	12.90 60.7km/h (1.5M)	<b>30.26 [2]</b>
<b>8</b>	<b>Ziping Optimise</b>	8	68.7km/h	3.79 [4] 51.7km/h (2.9M)	6.48 [4] 66.9km/h (1.1M)	9.11 [4] 68.4km/h (1.1M)	11.81 [4] 66.6km/h (1.4M)	14.59 [4] 64.9km/h (2.3M)	17.28 [4] 66.9km/h (2.3M)	20.07 [4] 64.6km/h (1.7M)	23.11 [4] 59.3km/h (2.3M)	26.10 [4] 60.2km/h (1.0M)	29.09 [4] 60.3km/h (0.7M)	12.82 61.0km/h (1.3M)	<b>30.29 [3]</b>
<b>7</b>	<b>She Is Fire</b>	7	67.4km/h	3.81 [6] 51.4km/h (2.4M)	6.56 [6] 65.2km/h (1.0M)	9.34 [5] 64.9km/h (1.2M)	12.07 [5] 65.8km/h (0.6M)	14.82 [5] 65.5km/h (1.4M)	17.52 [5] 66.7km/h (2.3M)	20.32 [5] 64.4km/h (1.8M)	23.25 [5] 61.2km/h (1.3M)	26.22 [5] 60.8km/h (0.6M)	29.16 [5] 61.1km/h (1.0M)	12.65 61.8km/h (1.2M)	<b>30.36 [4]</b>
<b>2</b>	<b>Danger Zone</b>	2	70.6km/h	3.79 [5] 52.3km/h (1.0M)	6.43 [3] 68.1km/h (0.5M)	9.00 [3] 70.1km/h (0.6M)	11.65 [2] 67.9km/h (0.7M)	14.39 [2] 65.9km/h (1.4M)	17.10 [2] 66.4km/h (2.0M)	19.90 [2] 64.1km/h (1.7M)	22.88 [2] 60.5km/h (1.7M)	25.94 [2] 58.9km/h (0.7M)	29.08 [3] 57.4km/h (0.4M)	13.08 59.9km/h (1.0M)	<b>30.36 [5]</b>
<b>4</b>	<b>Cindy Keeping</b>	4	68.2km/h	3.82 [7] 51.6km/h (1.4M)	6.59 [7] 65.0km/h (0.5M)	9.40 [6] 64.1km/h (0.6M)	12.23 [6] 63.5km/h (1.2M)	15.00 [6] 65.0km/h (2.2M)	17.67 [6] 67.5km/h (3.1M)	20.46 [6] 64.5km/h (2.6M)	23.38 [6] 61.7km/h (2.2M)	26.32 [6] 61.1km/h (1.3M)	29.27 [6] 61.1km/h (1.6M)	12.63 62.0km/h (1.9M)	<b>30.47 [6]</b>
<b>5</b>	<b>I'm Peakin'</b>	5	66.6km/h	3.79 [3] 52.0km/h (1.8M)	6.56 [5] 65.0km/h (0.8M)	9.41 [7] 63.0km/h (1.0M)	12.33 [7] 61.6km/h (2.0M)	15.27 [7] 61.3km/h (3.4M)	18.00 [7] 65.9km/h (3.5M)	20.80 [7] 64.4km/h (2.0M)	23.75 [7] 61.0km/h (1.7M)	26.76 [7] 59.8km/h (1.0M)	29.77 [7] 59.8km/h (2.0M)	12.79 61.1km/h (1.7M)	<b>30.98 [7]</b>
<b>9</b>	<b>Hilltop Star</b>	3	66.7km/h	3.89 [8] 50.9km/h (0.9M)	6.68 [8] 64.8km/h (0.4M)	9.45 [8] 64.6km/h (1.2M)	12.39 [8] 61.4km/h (2.4M)	15.45 [8] 58.9km/h (3.5M)	18.22 [8] 65.0km/h (2.3M)	21.10 [8] 62.4km/h (1.9M)	24.20 [8] 58.2km/h (1.8M)	27.32 [8] 57.6km/h (0.8M)	30.42 [8] 58.2km/h (0.7M)	13.25 59.1km/h (1.2M)	<b>31.66 [8]</b>

Data based on IsoLynx Localised Positioning System.

Legend:

[ ] - Rank at each section

( ) - Avg. meters to rail for section

-- No data available at section



ALBION PARK, QLD  
Race 12 - SKY RACING - 520M  
13/06/2024 - 22:21:52 PM

RUG	NAME	BOX	TOP SPEED	50M	100M	150M	200M	250M	300M	350M	400M	450M	500M	217M HOME	FINISH TIME
	Speed Zone	2	70.8km/h	3.64 [1] 53.1km/h (0.4M)	6.25 [1] 69.0km/h (0.1M)	8.84 [1] 69.7km/h (0.2M)	11.51 [1] 67.2km/h (0.6M)	14.27 [1] 65.3km/h (1.2M)	16.98 [1] 66.6km/h (1.4M)	19.79 [1] 64.1km/h (1.5M)	22.77 [1] 60.4km/h (1.4M)	25.82 [1] 59.1km/h (0.6M)	28.91 [1] 58.3km/h (0.1M)	13.00 60.3km/h (0.8M)	30.16 [1]
	Seaway Flyer	4	68.8km/h	3.79 [6] 51.3km/h (1.6M)	6.47 [6] 67.0km/h (0.4M)	9.14 [6] 67.7km/h (0.5M)	11.85 [6] 66.2km/h (1.5M)	14.69 [6] 63.5km/h (2.6M)	17.39 [6] 66.8km/h (1.8M)	20.20 [5] 64.0km/h (2.0M)	23.15 [4] 61.2km/h (2.1M)	26.14 [4] 60.1km/h (1.4M)	29.13 [3] 60.2km/h (1.3M)	12.77 61.3km/h (1.6M)	30.33 [2]
	More Capers	3	69.8km/h	3.66 [2] 52.6km/h (1.3M)	6.30 [2] 68.1km/h (0.4M)	8.93 [2] 68.5km/h (0.5M)	11.66 [2] 66.0km/h (0.8M)	14.45 [2] 64.5km/h (1.3M)	17.18 [2] 65.9km/h (1.2M)	20.02 [2] 63.6km/h (1.4M)	23.00 [2] 60.3km/h (1.3M)	26.03 [2] 59.5km/h (0.5M)	29.11 [2] 58.5km/h (0.1M)	12.99 60.3km/h (0.8M)	30.36 [3]
	Aidan's Queen	6	69.6km/h	3.67 [3] 52.4km/h (2.0M)	6.31 [3] 68.0km/h (0.9M)	8.94 [3] 68.5km/h (1.1M)	11.68 [3] 65.8km/h (1.4M)	14.49 [3] 64.1km/h (2.0M)	17.24 [3] 65.4km/h (2.2M)	20.09 [3] 63.2km/h (1.9M)	23.07 [3] 60.3km/h (1.8M)	26.09 [3] 59.7km/h (0.9M)	29.13 [4] 59.1km/h (0.8M)	12.94 60.4km/h (1.3M)	30.37 [4]
	Ziping Boost	5	69.2km/h	3.88 [8] 51.1km/h (1.2M)	6.55 [7] 67.3km/h (0.6M)	9.25 [7] 66.9km/h (1.3M)	11.98 [7] 65.8km/h (0.9M)	14.77 [7] 64.7km/h (1.4M)	17.48 [7] 66.2km/h (1.6M)	20.31 [7] 63.8km/h (1.6M)	23.29 [7] 60.4km/h (1.5M)	26.31 [5] 59.6km/h (1.0M)	29.30 [5] 60.3km/h (0.6M)	12.83 61.0km/h (1.1M)	30.50 [5]
	Firenze	1	67.4km/h	3.81 [7] 51.3km/h (0.3M)	6.58 [8] 64.9km/h (0.3M)	9.41 [8] 63.7km/h (0.5M)	12.17 [8] 65.1km/h (0.8M)	14.98 [8] 64.3km/h (1.4M)	17.67 [8] 66.7km/h (1.5M)	20.46 [8] 64.7km/h (1.8M)	23.40 [8] 61.2km/h (1.3M)	26.42 [8] 59.6km/h (0.8M)	29.44 [6] 59.6km/h (1.3M)	12.80 61.2km/h (1.2M)	30.66 [6]
	Walk Right In	8	70.1km/h	3.73 [4] 52.0km/h (2.7M)	6.36 [4] 68.3km/h (1.3M)	9.01 [4] 68.0km/h (1.3M)	11.78 [5] 65.1km/h (1.7M)	14.60 [5] 63.8km/h (2.4M)	17.34 [5] 65.8km/h (3.0M)	20.21 [6] 62.7km/h (2.3M)	23.28 [6] 58.7km/h (2.5M)	26.41 [7] 57.6km/h (1.6M)	29.51 [7] 58.0km/h (1.9M)	13.25 59.1km/h (2.0M)	30.76 [7]
	Hot Tyson	7	69.6km/h	3.77 [5] 51.5km/h (2.1M)	6.43 [5] 67.7km/h (0.7M)	9.03 [5] 69.1km/h (0.7M)	11.74 [4] 66.3km/h (0.9M)	14.54 [4] 64.4km/h (1.5M)	17.31 [4] 65.0km/h (1.6M)	20.18 [4] 62.7km/h (1.5M)	23.23 [5] 59.0km/h (1.3M)	26.37 [6] 57.3km/h (0.5M)	29.61 [8] 55.6km/h (0.4M)	13.42 58.4km/h (0.9M)	30.92 [8]

Data based on IsoLynx Localised Positioning System.  
Legend:  
[] - Rank at each section  
( ) - Avg. meters to rail for section  
-- - No data available at section

