













IPSWICH, QLD
Race 1 - TAB VENUE MODE - 288M
13/06/2024 - 12:37:50 PM

RUG	NAME	BOX	SECTION-1	HOME	FINISH TIME
	Memories Keep	1	6.22	11.78	18.00 [8]
	Jen's Gamble	2	6.21	11.75	17.96 [7]
	Queen Of Samson	3	6.04	11.60	17.64 [5]
	Tuta Romeo	4	5.96	11.05	17.01 [1]
	Miss Mel	5	6.11	11.39	17.50 [3]
	It's Time Lionel	6	6.04	11.44	17.48 [2]
	Pierce	7	6.21	11.43	17.64 [6]
	Shot Of Gold	8	6.09	11.51	17.60 [4]
	Samson's Delilah	9	[]		

RUG NAME BOX SECTION-1

	Hopetoun Street	10	[]
--	-----------------	----	----

Data based on IsoLynx Localised Positioning System.

Legend:

[] - Rank at each section

() - Avg. meters to rail for section

-- - No data available at section

[HOME](#)

FINISH
TIME





IPSWICH, QLD
Race 2 - SKY RACING - 288M
13/06/2024 - 12:51:34 PM

RUG	NAME	BOX	TOP SPEED	50M	100M	150M	200M	250M	57M HOME	FINISH TIME
5	Miner's Light	5	67.7km/h	3.85 [1] 52.4km/h (1.7M)	6.55 [1] 66.7km/h (1.1M)	9.29 [1] 65.4km/h (1.2M)	12.12 [1] 63.6km/h (1.2M)	14.95 [1] 63.6km/h (1.7M)	11.17	17.09 [1]
8	Samson Power	8	66.6km/h	3.93 [2] 51.8km/h (3.0M)	6.66 [2] 65.8km/h (1.8M)	9.49 [2] 63.6km/h (1.5M)	12.35 [2] 63.0km/h (1.3M)	15.20 [2] 63.3km/h (3.2M)	11.33	17.35 [2]
2	Lucky Dragon	2	65.8km/h	3.98 [5] 51.3km/h (0.6M)	6.75 [4] 64.8km/h (0.8M)	9.62 [3] 62.8km/h (1.1M)	12.49 [3] 62.9km/h (1.2M)	15.32 [3] 63.5km/h (3.2M)	11.37	17.47 [3]
6	Farmor Admission	6	65.9km/h	3.96 [4] 52.1km/h (2.4M)	6.75 [3] 64.4km/h (1.5M)	9.74 [4] 60.5km/h (1.5M)	12.61 [4] 62.5km/h (1.2M)	15.49 [4] 62.7km/h (3.6M)	11.58	17.65 [4]
7	Flying Caliente	7	66.2km/h	4.18 [8] 50.1km/h (2.8M)	6.94 [8] 65.2km/h (1.6M)	9.77 [5] 63.6km/h (0.9M)	12.69 [5] 61.8km/h (0.8M)	15.53 [5] 63.3km/h (1.5M)	11.35	17.67 [5]
1	Two Pie Pete	1	66.4km/h	4.10 [7] 50.7km/h (0.4M)	6.86 [6] 65.0km/h (1.3M)	9.91 [7] 59.4km/h (3.4M)	12.82 [7] 61.8km/h (2.2M)	15.65 [7] 63.5km/h (4.3M)	11.58	17.79 [6]
4	Tuta Yankee	4	64.4km/h	3.95 [3] 51.4km/h (1.0M)	6.83 [5] 62.6km/h (1.0M)	9.85 [6] 59.6km/h (1.9M)	12.76 [6] 61.9km/h (1.7M)	15.61 [6] 63.0km/h (3.2M)	11.68	17.79 [7]
3	Class Of Twenty	3	63.7km/h	4.08 [6] 50.0km/h (1.3M)	6.93 [7] 62.9km/h (2.4M)	9.93 [8] 60.3km/h (2.3M)	12.90 [8] 60.6km/h (1.6M)	15.77 [8] 62.7km/h (2.2M)	11.66	17.93 [8]

Data based on IsoLynx Localised Positioning System.

Legend:

[] - Rank at each section

() - Avg. meters to rail for section

-- - No data available at section





IPSWICH, QLD
 Race 3 - WWW.IPSWICHGREYHOUNDS.COM 5th Grade H - 288M
 13/06/2024 - 13:14:28 PM

RUG	NAME	BOX	TOP SPEED	50M	100M	150M	200M	250M	57M HOME	FINISH TIME
1	It's Time Madam	1	68.2km/h	3.84 [1] 53.2km/h (0.5M)	6.51 [1] 67.4km/h (0.9M)	9.24 [1] 65.9km/h (1.1M)	12.05 [1] 64.0km/h (1.0M)	14.85 [1] 64.5km/h (1.4M)	11.08	16.97 [1]
5	Wild Dash Zip	5	67.0km/h	3.90 [2] 52.5km/h (1.8M)	6.60 [2] 66.4km/h (1.3M)	9.36 [2] 65.2km/h (1.1M)	12.20 [2] 63.6km/h (1.1M)	15.00 [2] 64.2km/h (1.9M)	11.14	17.11 [2]
3	Bet He Won't	3	66.6km/h	4.03 [6] 51.7km/h (0.7M)	6.75 [4] 65.9km/h (0.6M)	9.55 [3] 64.4km/h (1.0M)	12.37 [3] 63.9km/h (1.0M)	15.16 [3] 64.5km/h (1.3M)	11.16	17.27 [3]
2	One Name Needed	2	65.5km/h	3.98 [4] 51.2km/h (0.6M)	6.77 [5] 64.5km/h (1.0M)	9.62 [4] 63.1km/h (1.3M)	12.51 [4] 62.4km/h (1.3M)	15.37 [4] 62.8km/h (0.8M)	11.44	17.55 [4]
6	Farmor Credible	6	65.5km/h	3.96 [3] 52.0km/h (2.4M)	6.75 [3] 64.4km/h (1.8M)	9.66 [5] 62.0km/h (2.0M)	12.59 [5] 61.4km/h (1.9M)	15.42 [5] 63.7km/h (2.1M)	11.49	17.58 [5]
4	Crypto Model	4	67.1km/h	4.05 [7] 52.4km/h (1.3M)	6.92 [7] 63.0km/h (1.6M)	9.89 [7] 60.5km/h (1.4M)	12.88 [7] 60.4km/h (2.2M)	15.67 [7] 64.4km/h (3.0M)	11.58	17.74 [6]
8	Lamia Lynnne	8	65.0km/h	4.00 [5] 51.6km/h (3.2M)	6.85 [6] 63.0km/h (2.1M)	9.84 [6] 60.1km/h (1.9M)	12.77 [6] 61.5km/h (1.1M)	15.63 [6] 62.8km/h (3.1M)	11.68	17.81 [7]
7	Stricken	7	65.8km/h	4.06 [8] 50.9km/h (2.1M)	6.99 [8] 61.6km/h (1.6M)	10.11 [8] 57.9km/h (1.7M)	13.06 [8] 61.1km/h (1.0M)	15.87 [8] 64.1km/h (1.1M)	11.76	17.97 [8]





IPSWICH, QLD
 Race 4 - DOVER & SONS 5th Grade H - 288M
 13/06/2024 - 13:36:26 PM

RUG	NAME	BOX	TOP SPEED	50M	100M	150M	200M	250M	57M HOME	FINISH TIME
6	Spritely Arabian	6	67.5km/h	3.89 [1] 52.4km/h (1.0M)	6.59 [1] 66.8km/h (0.9M)	9.29 [1] 66.6km/h (1.1M)	12.06 [1] 64.8km/h (1.1M)	14.82 [1] 65.3km/h (0.9M)	10.94 66.1km/h (0.8M)	16.90 [1]
7	Ordinary Girl	7	67.0km/h	3.92 [2] 52.1km/h (1.7M)	6.66 [2] 65.5km/h (1.5M)	9.48 [2] 63.9km/h (1.6M)	12.30 [2] 63.8km/h (1.4M)	15.07 [2] 64.9km/h (1.3M)	11.16 65.8km/h (1.1M)	17.16 [2]
8	Hard Target	8	67.6km/h	3.96 [3] 52.3km/h (2.7M)	6.74 [4] 64.7km/h (1.9M)	9.59 [4] 63.1km/h (1.6M)	12.40 [4] 64.1km/h (1.6M)	15.14 [3] 65.6km/h (1.4M)	11.13 67.0km/h (1.4M)	17.18 [3]
4	Burt Street	4	65.5km/h	4.08 [7] 51.4km/h (2.9M)	6.84 [5] 65.1km/h (2.9M)	9.67 [5] 63.6km/h (1.6M)	12.48 [5] 64.0km/h (1.0M)	15.27 [5] 64.6km/h (2.5M)	11.19 65.3km/h (3.1M)	17.38 [4]
2	Blue Zeal	2	66.6km/h	3.99 [4] 51.3km/h (0.7M)	6.73 [3] 65.5km/h (0.9M)	9.52 [3] 64.4km/h (0.8M)	12.38 [3] 62.9km/h (0.7M)	15.23 [4] 63.3km/h (0.8M)	11.28 64.0km/h (0.8M)	17.38 [5]
3	Selective	3	65.2km/h	4.07 [6] 50.9km/h (2.4M)	6.86 [6] 64.4km/h (2.3M)	9.80 [6] 61.4km/h (1.2M)	12.73 [6] 61.4km/h (1.2M)	15.62 [6] 62.2km/h (3.2M)	11.63 62.4km/h (3.8M)	17.83 [6]
1	Red Hot Kiwi	1	62.7km/h	4.06 [5] 51.0km/h (0.3M)	6.98 [7] 61.6km/h (0.8M)	10.02 [7] 59.3km/h (1.1M)	13.12 [7] 58.1km/h (1.8M)	16.14 [7] 59.6km/h (2.0M)	12.21 58.5km/h (1.4M)	18.51 [7]

Data based on IsoLynx Localised Positioning System.

Legend:

[] - Rank at each section

() - Avg. meters to rail for section

-- - No data available at section





IPSWICH, QLD
Race 5 - GREYHOUNDS MAKE GREAT PETS 5th Grade H - 288M
13/06/2024 - 13:54:35 PM

RUG	NAME	BOX	TOP SPEED	50M	100M	150M	200M	250M	57M HOME	FINISH TIME
6	Winter Nights	6	66.0km/h	4.04 [7] 51.8km/h (2.6M)	6.83 [4] 64.5km/h (2.6M)	9.76 [2] 61.5km/h (3.1M)	12.60 [1] 63.5km/h (1.7M)	15.39 [1] 64.5km/h (2.3M)	11.33 65.6km/h (2.2M)	17.49 [1]
8	Timmy Turbo	8	65.6km/h	3.94 [1] 51.8km/h (2.9M)	6.75 [1] 64.0km/h (2.1M)	9.75 [1] 60.1km/h (2.0M)	12.61 [2] 63.0km/h (0.9M)	15.44 [2] 63.5km/h (1.4M)	11.52 64.1km/h (1.3M)	17.58 [2]
2	Bronze Bomber	2	66.1km/h	3.96 [3] 52.1km/h (1.0M)	6.79 [2] 63.5km/h (1.4M)	9.88 [6] 58.6km/h (1.9M)	12.76 [3] 62.5km/h (2.4M)	15.54 [3] 64.8km/h (5.1M)	11.55 65.9km/h (4.6M)	17.62 [3]
3	Ultimate Boost	3	66.0km/h	4.05 [8] 50.8km/h (1.4M)	6.88 [6] 63.4km/h (1.4M)	9.82 [3] 61.3km/h (1.2M)	12.79 [5] 60.6km/h (1.3M)	15.64 [4] 63.2km/h (2.9M)	11.56 65.2km/h (2.5M)	17.75 [4]
5	Splittin' Tens	5	64.1km/h	3.96 [4] 51.5km/h (1.6M)	6.90 [7] 61.4km/h (1.2M)	9.83 [4] 61.4km/h (0.9M)	12.78 [4] 61.0km/h (1.0M)	15.66 [5] 62.5km/h (2.3M)	11.62 64.0km/h (1.9M)	17.81 [5]
1	Boston	1	68.1km/h	4.04 [6] 52.3km/h (0.6M)	6.80 [3] 65.2km/h (1.0M)	9.86 [5] 58.8km/h (2.0M)	12.85 [6] 60.2km/h (2.7M)	15.70 [6] 63.1km/h (5.5M)	11.77 63.8km/h (4.8M)	17.86 [6]
4	Dimple Man	4	65.0km/h	4.03 [5] 50.8km/h (1.6M)	6.93 [8] 62.0km/h (1.9M)	9.91 [7] 60.4km/h (1.6M)	12.89 [8] 60.5km/h (1.4M)	15.74 [7] 63.1km/h (4.0M)	11.65 64.7km/h (3.3M)	17.87 [7]
7	Coal Crusher	7	64.6km/h	3.95 [2] 52.3km/h (2.2M)	6.88 [5] 61.6km/h (1.6M)	9.95 [8] 58.6km/h (2.1M)	12.88 [7] 61.5km/h (1.9M)	15.78 [8] 62.1km/h (4.6M)	11.80 63.8km/h (4.6M)	17.93 [8]

Data based on IsoLynx Localised Positioning System.

Legend:

[] - Rank at each section

() - Avg. meters to rail for section

-- - No data available at section





IPSWICH, QLD
Race 6 - ROSEWOOD VETERINARY SERVICE - 288M
13/06/2024 - 14:17:31 PM

RUG	NAME	BOX	TOP SPEED	50M	100M	150M	200M	250M	57M HOME	FINISH TIME
4	Smokey Chet	4	68.9km/h	3.85 [1] 53.2km/h (2.7M)	6.51 [1] 67.7km/h (1.8M)	9.23 [1] 66.1km/h (0.9M)	12.02 [1] 64.6km/h (0.8M)	14.76 [1] 65.8km/h (1.3M)	10.91 66.9km/h (1.5M)	16.81 [1]
2	Little Bullet	2	67.2km/h	3.97 [5] 52.1km/h (0.7M)	6.82 [7] 63.1km/h (0.9M)	9.74 [4] 61.7km/h (1.5M)	12.53 [3] 64.4km/h (1.0M)	15.27 [2] 65.9km/h (0.9M)	11.19 66.9km/h (0.8M)	17.32 [2]
8	Bogie Tornado	8	66.7km/h	3.94 [4] 52.5km/h (3.9M)	6.67 [2] 65.6km/h (2.5M)	9.60 [2] 61.5km/h (1.8M)	12.46 [2] 62.9km/h (1.1M)	15.27 [3] 64.1km/h (1.8M)	11.38 64.8km/h (2.0M)	17.39 [3]
1	Skip The Cue	1	65.4km/h	4.02 [7] 51.9km/h (0.8M)	6.82 [6] 64.2km/h (0.7M)	9.67 [3] 63.2km/h (1.3M)	12.61 [4] 61.3km/h (2.1M)	15.40 [4] 64.4km/h (2.3M)	11.35 65.3km/h (2.5M)	17.51 [4]
9	Noaki Cruise	7	66.4km/h	3.97 [6] 51.5km/h (2.9M)	6.82 [5] 63.3km/h (2.2M)	9.96 [6] 57.5km/h (3.3M)	12.86 [6] 62.1km/h (1.9M)	15.68 [5] 63.7km/h (3.9M)	11.75 64.8km/h (3.6M)	17.81 [5]
3	Isa Belle	3	66.0km/h	3.91 [2] 52.4km/h (0.9M)	6.79 [3] 62.7km/h (1.0M)	9.96 [5] 57.1km/h (2.0M)	12.86 [5] 62.0km/h (1.4M)	15.72 [6] 62.9km/h (3.2M)	11.81 64.7km/h (2.4M)	17.84 [6]
6	Star Kit	6	67.2km/h	3.93 [3] 52.6km/h (2.6M)	6.80 [4] 63.0km/h (1.3M)	10.07 [7] 55.5km/h (2.5M)	12.95 [7] 62.3km/h (1.0M)	15.77 [7] 63.9km/h (1.1M)	11.89 64.8km/h (0.8M)	17.90 [7]

Data based on IsoLynx Localised Positioning System.

Legend:

[] - Rank at each section

() - Avg. meters to rail for section

-- - No data available at section





IPSWICH, QLD
 Race 7 - CHASE NEWSPAPER - 288M
 13/06/2024 - 14:41:26 PM

RUG	NAME	BOX	TOP SPEED	50M	100M	150M	200M	250M	57M HOME	FINISH TIME
1	Federal Phantom	1	67.4km/h	3.91 [4] 52.7km/h (0.6M)	6.63 [4] 66.1km/h (0.7M)	9.38 [2] 65.3km/h (0.8M)	12.17 [2] 64.7km/h (1.0M)	14.93 [1] 65.2km/h (1.6M)	11.03 65.9km/h (1.2M)	17.01 [1]
2	Sweet Babe	2	67.8km/h	3.88 [2] 52.8km/h (1.2M)	6.55 [1] 67.2km/h (1.6M)	9.30 [1] 65.5km/h (1.5M)	12.15 [1] 63.2km/h (1.8M)	14.95 [2] 64.2km/h (2.7M)	11.12 65.3km/h (2.0M)	17.06 [2]
6	Champagne Ivy	6	66.7km/h	3.85 [1] 52.5km/h (2.9M)	6.58 [2] 65.9km/h (2.6M)	9.43 [3] 63.3km/h (1.8M)	12.25 [3] 63.7km/h (1.9M)	15.01 [3] 65.2km/h (3.1M)	11.17 65.6km/h (3.1M)	17.11 [3]
4	Fernando Alessia	4	65.3km/h	4.00 [6] 50.9km/h (2.0M)	6.79 [6] 64.5km/h (1.6M)	9.68 [4] 62.2km/h (0.7M)	12.63 [4] 61.1km/h (0.8M)	15.49 [4] 62.9km/h (1.4M)	11.54 63.2km/h (0.9M)	17.68 [4]
3	Emerald Dragon	3	67.2km/h	3.93 [5] 52.3km/h (1.6M)	6.67 [5] 65.7km/h (1.8M)	9.69 [5] 59.7km/h (1.4M)	12.70 [5] 59.9km/h (1.2M)	15.52 [5] 63.7km/h (1.6M)	11.72 63.0km/h (1.5M)	17.72 [5]
7	Shian Pixie	7	66.8km/h	3.89 [3] 52.8km/h (3.5M)	6.60 [3] 66.2km/h (3.0M)	11.43 [6] 42.5km/h (2.4M)	14.49 [6] 58.7km/h (1.1M)	17.37 [6] 62.4km/h (2.3M)	13.60 62.9km/h (2.7M)	19.57 [6]

Data based on IsoLynx Localised Positioning System.

Legend:

[] - Rank at each section

() - Avg. meters to rail for section

-- - No data available at section





IPSWICH, QLD
 Race 8 - GOLDEN VIEW GREYHOUND COMPLEX - 288M
 13/06/2024 - 15:02:36 PM

RUG	NAME	BOX	TOP SPEED	50M	100M	150M	200M	250M	57M HOME	FINISH TIME
7	Sivo Banner	7	68.2km/h	3.87 [2] 52.9km/h (1.9M)	6.53 [2] 67.6km/h (1.2M)	9.23 [2] 66.7km/h (1.3M)	12.05 [2] 63.8km/h (2.0M)	14.77 [2] 66.2km/h (1.7M)	10.92 66.9km/h (1.1M)	16.84 [1]
4	Cyclone Tilly	4	67.8km/h	3.76 [1] 53.6km/h (1.7M)	6.44 [1] 67.1km/h (1.3M)	9.16 [1] 66.1km/h (1.0M)	11.94 [1] 64.6km/h (1.1M)	14.73 [1] 64.6km/h (1.7M)	11.04 64.9km/h (1.3M)	16.86 [2]
8	Shine And Fire	8	68.0km/h	3.90 [4] 52.5km/h (2.6M)	6.57 [3] 67.2km/h (1.6M)	9.30 [3] 66.0km/h (1.2M)	12.13 [3] 63.8km/h (1.0M)	14.91 [3] 64.7km/h (1.1M)	11.03 65.9km/h (0.8M)	16.99 [3]
2	Burrum Rose	2	66.6km/h	3.96 [6] 52.1km/h (0.9M)	6.73 [5] 64.9km/h (0.8M)	9.50 [4] 65.0km/h (1.2M)	12.28 [4] 64.9km/h (1.2M)	15.00 [4] 66.0km/h (1.6M)	11.00 66.3km/h (1.4M)	17.09 [4]
6	Star Vega	6	66.5km/h	3.96 [5] 51.9km/h (1.6M)	6.73 [4] 64.8km/h (1.5M)	9.58 [5] 63.2km/h (2.0M)	12.39 [5] 64.0km/h (1.1M)	15.13 [5] 65.7km/h (0.8M)	11.13 66.5km/h (0.9M)	17.20 [5]
3	Pirate Patchy	3	65.2km/h	3.98 [7] 51.5km/h (1.3M)	6.91 [6] 61.7km/h (1.1M)	9.83 [6] 61.5km/h (1.0M)	12.67 [6] 63.5km/h (1.1M)	15.48 [6] 64.1km/h (2.3M)	11.44 65.0km/h (1.9M)	17.59 [6]
1	Hot Barrels	1	66.4km/h	3.87 [3] 52.7km/h (0.5M)	6.98 [7] 58.3km/h (1.3M)	10.03 [7] 59.1km/h (1.5M)	12.91 [7] 62.6km/h (1.5M)	15.66 [7] 65.4km/h (3.2M)	11.59 66.2km/h (3.2M)	17.74 [7]

Data based on IsoLynx Localised Positioning System.

Legend:

[] - Rank at each section

() - Avg. meters to rail for section

-- - No data available at section





IPSWICH, QLD
Race 9 - JUST GREYHOUND PHOTOS 5th Grade H - 288M
13/06/2024 - 15:26:34 PM

RUG	NAME	BOX	TOP SPEED	50M	100M	150M	200M	250M	57M HOME	FINISH TIME
3	Bob's Bear	3	67.3km/h	3.88 [1] 52.4km/h (1.6M)	6.58 [1] 66.5km/h (1.4M)	9.34 [1] 65.1km/h (1.2M)	12.16 [1] 63.9km/h (0.9M)	15.00 [1] 63.4km/h (2.1M)	11.21 63.9km/h (1.6M)	17.16 [1]
2	Just Slick	2	66.9km/h	3.88 [2] 52.4km/h (0.5M)	6.60 [2] 66.0km/h (0.8M)	9.44 [2] 63.5km/h (1.1M)	12.35 [2] 61.9km/h (1.5M)	15.17 [2] 63.8km/h (2.1M)	11.34 64.6km/h (2.1M)	17.31 [2]
8	Go Jill Go	8	66.7km/h	3.94 [4] 52.2km/h (3.5M)	6.65 [3] 66.2km/h (2.3M)	9.49 [3] 63.4km/h (1.7M)	12.44 [3] 61.1km/h (2.1M)	15.27 [3] 63.8km/h (2.7M)	11.36 65.1km/h (2.6M)	17.38 [3]
5	Hayden's Girl	5	66.5km/h	3.92 [3] 52.1km/h (2.2M)	6.66 [4] 65.5km/h (1.6M)	9.52 [4] 62.9km/h (1.0M)	12.47 [4] 61.1km/h (1.0M)	15.38 [4] 61.9km/h (1.3M)	11.59 62.2km/h (1.3M)	17.60 [4]
1	Redfern Express	1	65.0km/h	3.95 [5] 51.7km/h (0.9M)	6.76 [6] 63.9km/h (0.7M)	9.65 [5] 62.2km/h (0.8M)	12.57 [5] 61.8km/h (0.9M)	15.44 [5] 62.6km/h (2.1M)	11.52 63.4km/h (1.6M)	17.61 [5]
6	Strike Force Sam	6	64.3km/h	4.04 [8] 50.6km/h (2.2M)	6.86 [8] 63.9km/h (1.7M)	9.72 [7] 62.9km/h (0.8M)	12.74 [6] 59.6km/h (1.6M)	15.65 [6] 62.0km/h (2.9M)	11.61 63.4km/h (2.4M)	17.81 [6]
4	Star Aura	4	66.6km/h	4.02 [7] 52.3km/h (1.5M)	6.76 [5] 65.7km/h (1.4M)	9.73 [8] 60.7km/h (2.1M)	12.82 [7] 58.3km/h (2.0M)	15.71 [7] 62.3km/h (2.3M)	11.70 65.0km/h (1.5M)	17.82 [7]
7	Sounds Lucky	7	65.8km/h	3.99 [6] 51.1km/h (2.7M)	6.76 [7] 64.7km/h (2.1M)	9.71 [6] 61.2km/h (2.5M)	12.82 [8] 58.0km/h (2.5M)	15.82 [8] 60.1km/h (3.5M)	11.88 62.9km/h (3.1M)	17.99 [8]

Data based on IsoLynx Localised Positioning System.
Legend:
[] - Rank at each section
() - Avg. meters to rail for section
-- - No data available at section





IPSWICH, QLD
Race 10 - TAB 5th Grade H - 288M
13/06/2024 - 15:44:31 PM

RUG	NAME	BOX	TOP SPEED	50M	100M	150M	200M	250M	57M HOME	FINISH TIME
1	Modern Flame	1	68.0km/h	3.86 [1] 52.8km/h (1.4M)	6.54 [1] 67.2km/h (1.7M)	9.29 [1] 65.4km/h (1.3M)	12.13 [1] 63.4km/h (1.2M)	14.95 [1] 63.7km/h (2.6M)	11.17 64.4km/h (2.6M)	17.09 [1]
6	Secret Blend	6	66.8km/h	3.92 [2] 51.9km/h (3.3M)	6.66 [2] 65.5km/h (2.7M)	9.43 [2] 65.0km/h (1.5M)	12.27 [2] 63.5km/h (1.4M)	15.09 [2] 63.7km/h (3.8M)	11.19 64.3km/h (4.0M)	17.23 [2]
4	Cherokee Chant	4	66.4km/h	4.04 [6] 51.0km/h (2.4M)	6.85 [5] 64.0km/h (2.0M)	9.64 [3] 64.4km/h (0.7M)	12.43 [3] 64.4km/h (0.9M)	15.19 [3] 65.2km/h (1.4M)	11.07 66.2km/h (1.3M)	17.27 [3]
5	Miss Daisy	5	65.1km/h	4.06 [7] 50.8km/h (2.7M)	6.89 [6] 63.5km/h (2.7M)	9.81 [6] 61.7km/h (1.2M)	12.70 [4] 62.4km/h (0.9M)	15.52 [4] 63.7km/h (2.0M)	11.41 64.8km/h (1.8M)	17.65 [4]
3	Royal Slash	3	65.7km/h	3.98 [3] 51.6km/h (2.2M)	6.81 [4] 63.4km/h (2.2M)	9.81 [5] 60.1km/h (2.1M)	12.75 [6] 61.4km/h (2.4M)	15.55 [5] 64.3km/h (4.0M)	11.52 65.4km/h (4.1M)	17.65 [5]
2	Bob's Diva	2	66.1km/h	3.99 [4] 51.2km/h (1.5M)	6.80 [3] 64.0km/h (1.3M)	9.79 [4] 60.2km/h (1.9M)	12.72 [5] 61.6km/h (2.0M)	15.56 [6] 63.3km/h (3.0M)	11.62 64.1km/h (2.5M)	17.72 [6]
7	Star Claire	7	66.9km/h	4.16 [8] 50.5km/h (2.9M)	6.92 [8] 64.9km/h (1.3M)	9.98 [7] 59.0km/h (1.0M)	12.89 [7] 61.9km/h (1.0M)	15.70 [7] 64.0km/h (1.0M)	11.54 65.6km/h (0.8M)	17.79 [7]
8	Velocity Yin	8	66.2km/h	4.01 [5] 50.5km/h (3.6M)	6.89 [7] 62.3km/h (2.5M)	10.05 [8] 57.2km/h (1.3M)	12.99 [8] 61.3km/h (0.9M)	15.75 [8] 65.2km/h (1.5M)	11.64 66.0km/h (1.6M)	17.85 [8]

Data based on IsoLynx Localised Positioning System.

Legend:

[] - Rank at each section

() - Avg. meters to rail for section

-- - No data available at section





IPSWICH, QLD
 Race 11 - SKY RACING 5th Grade H - 288M
 13/06/2024 - 16:04:29 PM

RUG	NAME	BOX	TOP SPEED	50M	100M	150M	200M	250M	57M HOME	FINISH TIME
7	Another Photo	7	67.3km/h	3.96 [4] 51.9km/h (3.2M)	6.65 [2] 66.9km/h (2.8M)	9.39 [1] 65.6km/h (2.2M)	12.21 [1] 63.9km/h (1.8M)	15.00 [1] 64.4km/h (2.6M)	11.11 64.7km/h (2.4M)	17.13 [1]
8	Mini Missile	8	66.4km/h	3.89 [1] 52.2km/h (2.7M)	6.64 [1] 65.5km/h (1.5M)	9.46 [2] 63.7km/h (1.2M)	12.37 [2] 62.0km/h (1.1M)	15.28 [2] 61.9km/h (1.2M)	11.48 62.7km/h (1.0M)	17.47 [2]
3	Miss Gledhill	3	63.9km/h	3.94 [2] 51.7km/h (1.3M)	6.83 [3] 62.3km/h (0.9M)	9.69 [3] 63.0km/h (1.0M)	12.58 [3] 62.2km/h (0.8M)	15.44 [3] 63.0km/h (0.6M)	11.44 63.8km/h (0.8M)	17.60 [3]
1	Latrell Bar Cool	1	65.3km/h	3.94 [3] 52.2km/h (0.4M)	6.89 [4] 61.4km/h (1.3M)	9.88 [4] 60.2km/h (2.1M)	12.76 [4] 62.5km/h (2.1M)	15.58 [4] 63.9km/h (3.5M)	11.60 64.7km/h (2.9M)	17.71 [4]
2	Tokyo Doll	2	64.9km/h	4.00 [6] 50.8km/h (0.9M)	7.05 [7] 59.3km/h (1.8M)	10.03 [5] 60.4km/h (1.6M)	12.88 [5] 63.3km/h (1.0M)	15.68 [5] 64.3km/h (1.6M)	11.55 64.6km/h (1.8M)	17.81 [5]
4	It's Time Red	4	65.8km/h	3.97 [5] 51.3km/h (1.8M)	6.97 [5] 60.5km/h (2.1M)	10.43 [7] 53.0km/h (3.4M)	13.24 [7] 64.0km/h (1.2M)	16.01 [7] 65.0km/h (3.1M)	12.01 65.5km/h (3.0M)	18.12 [6]
6	Handy Jimmy	6	64.6km/h	4.01 [7] 50.7km/h (2.6M)	7.03 [6] 59.9km/h (2.6M)	10.24 [6] 56.4km/h (2.8M)	13.13 [6] 62.4km/h (1.0M)	15.96 [6] 63.4km/h (2.2M)	11.91 63.6km/h (2.3M)	18.13 [7]
5	Charge On Blue	5	65.5km/h	4.01 [8] 51.1km/h (2.2M)	7.70 [8] 55.0km/h (2.3M)	12.14 [8] 45.4km/h (2.3M)	15.11 [8] 60.5km/h (1.2M)	17.97 [8] 63.1km/h (1.9M)	13.98 63.8km/h (2.1M)	20.12 [8]

Data based on IsoLynx Localised Positioning System.

Legend:

[] - Rank at each section

() - Avg. meters to rail for section

-- - No data available at section





IPSWICH, QLD
 Race 12 - TAB VENUE MODE 5th Grade H - 288M
 13/06/2024 - 16:22:55 PM

RUG	NAME	BOX	TOP SPEED	50M	100M	150M	200M	250M	57M HOME	FINISH TIME
6	Shiva Dragon	6	67.2km/h	4.05 [5] 51.0km/h (2.0M)	6.76 [4] 66.2km/h (1.1M)	9.48 [2] 66.0km/h (0.9M)	12.27 [2] 64.8km/h (1.1M)	15.02 [1] 65.3km/h (1.8M)	10.97 66.2km/h (1.3M)	17.10 [1]
1	Calypso Spirit	1	67.1km/h	3.91 [1] 52.3km/h (1.0M)	6.62 [1] 66.3km/h (0.9M)	9.38 [1] 65.1km/h (1.2M)	12.21 [1] 63.7km/h (1.0M)	15.03 [2] 63.9km/h (1.0M)	11.16 64.8km/h (0.6M)	17.15 [2]
3	Maroney	3	64.4km/h	3.97 [4] 51.4km/h (1.9M)	6.80 [5] 63.4km/h (1.7M)	9.74 [5] 61.3km/h (2.9M)	12.64 [5] 62.2km/h (1.2M)	15.45 [3] 63.9km/h (1.8M)	11.46 64.0km/h (1.9M)	17.61 [3]
2	Zeal Of Fortune	2	65.8km/h	3.96 [3] 51.9km/h (1.2M)	6.74 [3] 64.8km/h (1.4M)	9.67 [3] 61.4km/h (2.3M)	12.62 [4] 61.2km/h (2.4M)	15.47 [5] 63.1km/h (3.8M)	11.55 63.8km/h (3.5M)	17.63 [4]
7	Hansen's Boy	7	65.1km/h	4.07 [6] 50.3km/h (2.3M)	6.86 [6] 64.3km/h (1.5M)	9.70 [4] 63.3km/h (0.9M)	12.59 [3] 62.4km/h (0.7M)	15.46 [4] 62.7km/h (1.2M)	11.43 63.4km/h (1.1M)	17.64 [5]
8	Maywyn's Jewel	8	66.0km/h	3.94 [2] 52.1km/h (2.6M)	6.71 [2] 64.7km/h (1.5M)	9.79 [6] 58.9km/h (2.5M)	12.84 [6] 58.9km/h (0.8M)	15.71 [6] 62.8km/h (1.5M)	11.78 64.4km/h (1.3M)	17.84 [6]
5	I'M All Class	5	65.9km/h	4.19 [8] 49.2km/h (1.4M)	7.03 [8] 63.3km/h (1.0M)	9.88 [7] 63.1km/h (1.3M)	12.99 [8] 58.1km/h (1.3M)	15.86 [8] 62.7km/h (1.9M)	11.61 65.1km/h (1.3M)	17.97 [7]
4	Majestic Maiden	4	62.8km/h	4.11 [7] 49.8km/h (1.3M)	7.03 [7] 61.6km/h (0.7M)	9.93 [8] 62.0km/h (0.9M)	12.91 [7] 60.5km/h (0.8M)	15.83 [7] 61.8km/h (2.5M)	11.66 62.6km/h (2.4M)	18.02 [8]

Data based on IsoLynx Localised Positioning System.

Legend:

[] - Rank at each section

() - Avg. meters to rail for section

-- - No data available at section

