



# Townsville QLD Professional

## Race 3: GORDON'S PINK QTIS Three-Year-Old Handicap - 1200m

13 June 2024 - 13:34



Track Rating: Good 4, Weather: Fine, Rail Position: +3m 1000m-W/Post; True Remainder

Section		Overall	1000m	800m	600m	400m	200m	Last 600m				
Field Times		1:11.29 (0:14.31)	0:56.98 (0:11.05)	0:45.93 (0:11.37)	0:34.56 (0:11.48)	0:23.08 (0:11.32)	0:11.76 (0:11.76)	0:34.56				
Rank	TAB Horse/Jockey	Barrier	Top Speed [km/h]	Fastest Section	Overall	1000m	800m	600m	400m	200m	Margin	Distance Travelled [m]
1	1 BRINGYATICKET Ashley Butler	5	66.7 1000m	0:10.95 1000m	1:11.29 [1] (0:14.88)	0:56.41 [8] (0:10.95)	0:45.46 [7] (0:11.30)	0:34.16 [7] (0:11.40)	0:22.76 [7] (0:11.21)	0:11.55 [6] (0:11.55)	1:11.29	0:34.16
2	10 WHITE AREDELLE Melea Castle	7	66.6 Overall	0:11.05 1000m	1:11.37 [2] (0:14.31)	0:57.06 [1] (0:11.05)	0:46.01 [2] (0:11.40)	0:34.61 [2] (0:11.48)	0:23.13 [2] (0:11.33)	0:11.80 [2] (0:11.80)	0.48L	0:34.61 +3
3	5 WIN AND TONIC Lacey Morrison	6	65.3 400m	0:11.02 1000m	1:11.38 [3] (0:14.34)	0:57.04 [2] (0:11.02)	0:46.02 [1] (0:11.37)	0:34.65 [1] (0:11.48)	0:23.17 [1] (0:11.32)	0:11.85 [1] (0:11.85)	0.56L	0:34.65 -4
4	4 CRAICARO Adrian Layt	2	66.2 Overall	0:10.97 1000m	1:11.55 [4] (0:14.76)	0:56.79 [6] (0:10.97)	0:45.82 [6] (0:11.25)	0:34.57 [4] (0:11.36)	0:23.21 [3] (0:11.32)	0:11.89 [3] (0:11.89)	1.53L	0:34.57 +0
5	6 RELIABLE WITNESS Jackson Murphy	1	66.0 600m	0:11.02 1000m	1:11.61 [5] (0:14.54)	0:57.07 [3] (0:11.02)	0:46.05 [3] (0:11.49)	0:34.56 [6] (0:11.43)	0:23.13 [6] (0:11.22)	0:11.91 [4] (0:11.91)	1.92L	0:34.56 -1
6	3 READY TO PARDON Denicious Smith	3	66.5 1000m	0:11.05 1000m	1:11.73 [6] (0:14.67)	0:57.06 [5] (0:11.05)	0:46.01 [5] (0:11.32)	0:34.69 [5] (0:11.37)	0:23.32 [5] (0:11.33)	0:11.99 [5] (0:11.99)	2.59L	0:34.69 +3
7	8 PURPOSE 'N' VISION Jason Taylor	4	66.7 800m	0:11.13 1000m	1:11.77 [7] (0:14.98)	0:56.79 [9] (0:11.13)	0:45.66 [9] (0:11.26)	0:34.40 [9] (0:11.35)	0:23.05 [9] (0:11.29)	0:11.76 [8] (0:11.76)	2.84L	0:34.40 +0
8	7 JAZZ WORTHY Adam Spinks	10	65.9 1000m	0:11.14 1000m	1:12.00 [8] (0:14.55)	0:57.45 [4] (0:11.14)	0:46.31 [4] (0:11.27)	0:35.04 [3] (0:11.43)	0:23.61 [4] (0:11.37)	0:12.24 [7] (0:12.24)	4.17L	0:35.04 +7
9	2 BEAU RAIN Nathan Thomas	8	67.2 1000m	0:11.11 1000m	1:12.25 [9] (0:14.80)	0:57.45 [7] (0:11.11)	0:46.34 [8] (0:11.35)	0:34.99 [8] (0:11.44)	0:23.55 [8] (0:11.50)	0:12.05 [9] (0:12.05)	5.64L	0:34.99 +8
10	9 SPONTANEOUS CHOICE Chelsea Jokic	9	67.2 1000m	0:11.04 1000m	1:12.56 [10] (0:15.12)	0:57.44 [10] (0:11.04)	0:46.40 [10] (0:11.33)	0:35.07 [10] (0:11.49)	0:23.58 [10] (0:11.32)	0:12.26 [10] (0:12.26)	7.47L	0:35.07 +4

[ ] Ranking at each section and finish  
 -:-:- No data available at this section  
 NA No data available

SCN Saddle cloth number  
 DNF Did not finish  
 DNT Did not track



Horse/Jockey Name	Bringyaticket
Final Rank	1
Fastest Section Time (Section)	0:10.95 (1000m)
Top Speed [km/h] (Section)	66.7 (1000m)
Race State	Finished



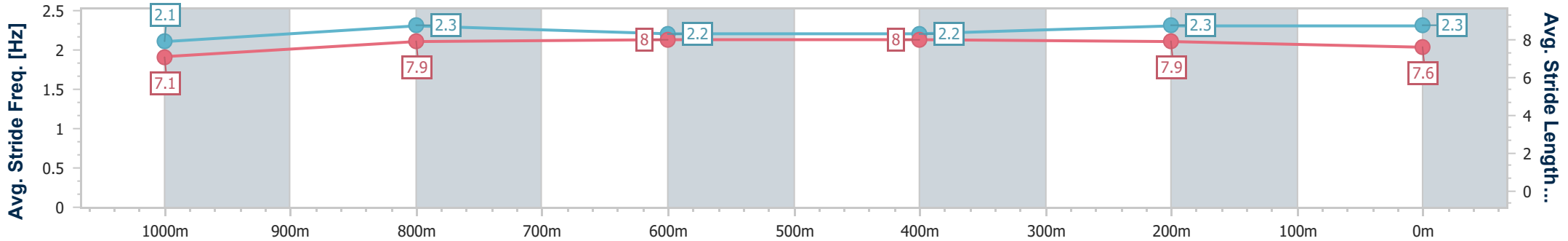
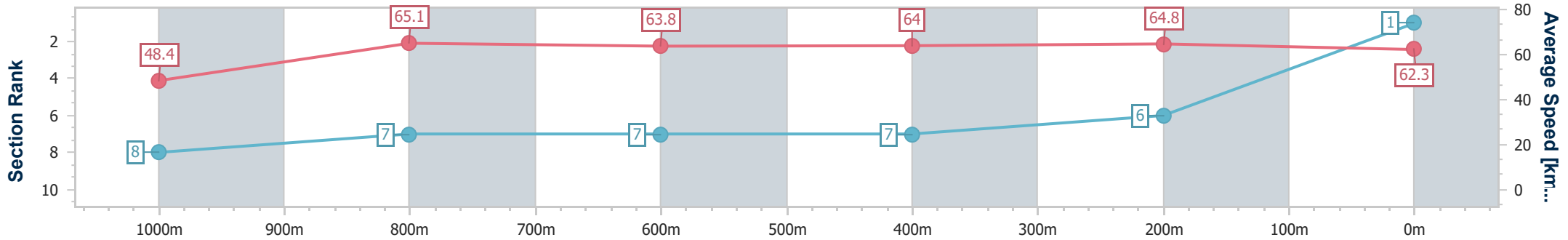
Townsville QLD Professional  
Race 3: GORDON'S PINK QTIS Three-Year-Old Handicap - 1200m

13 June 2024 - 13:34

Track Rating: Good 4, Weather: Fine, Rail Position: +3m 1000m-W/Post; True Remainder



Section	Overall	1000m	800m	600m	400m	200m
Section Times	1:11.29 [1] (0:14.88)	0:56.41 [8] (0:10.95)	0:45.46 [7] (0:11.30)	0:34.16 [7] (0:11.40)	0:22.76 [7] (0:11.21)	0:11.55 [6] (0:11.55)
Average Speed [km/h]	48.4	65.1	63.8	64.0	64.8	62.3
Top Speed [km/h]	65.8	66.7	64.8	64.8	65.2	64.4
Avg. Dist. to Rail [m]	5.5	1.8	0.3	2.8	5.0	6.8
Avg. Stride Freq. [Hz]	2.1	2.3	2.2	2.2	2.3	2.3
Avg. Stride Length [m]	7.1	7.9	8.0	8.0	7.9	7.6



- [ ] Ranking at each section and finish
- .-.- No data available at this section
- NA No data available



Horse/Jockey Name	White Arendelle
Final Rank	2
Fastest Section Time (Section)	0:11.05 (1000m)
Top Speed [km/h] (Section)	66.6 (Overall)
Race State	Finished



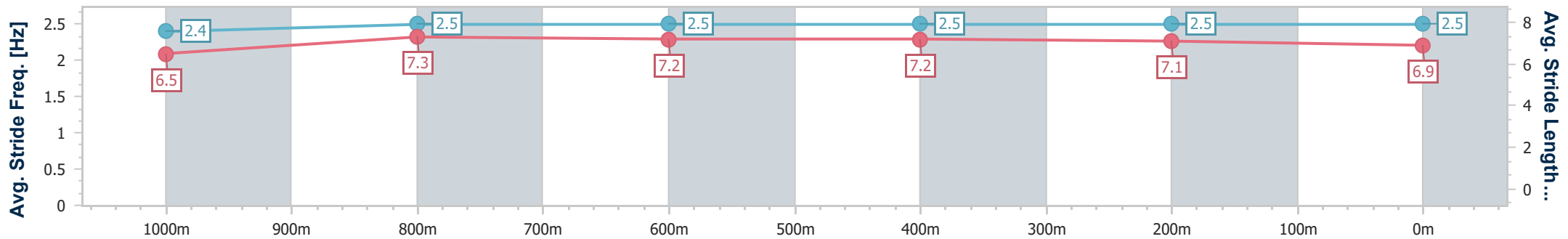
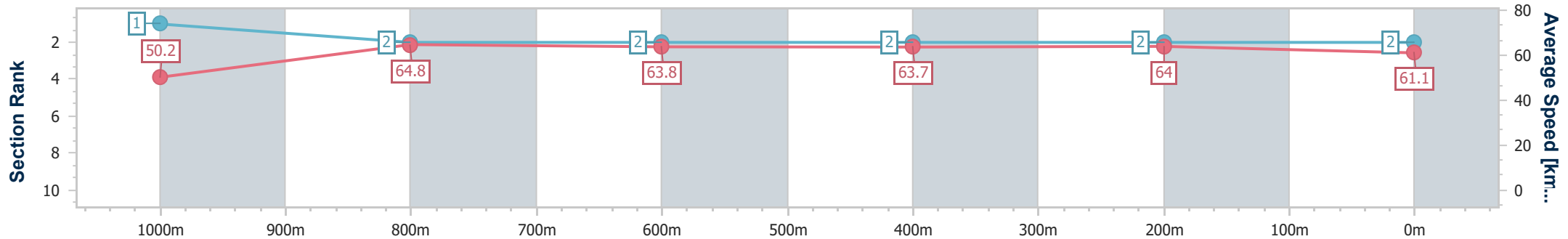
Townsville QLD Professional  
Race 3: GORDON'S PINK QTIS Three-Year-Old Handicap - 1200m

13 June 2024 - 13:34

Track Rating: Good 4, Weather: Fine, Rail Position: +3m 1000m-W/Post; True Remainder



Section	Overall	1000m	800m	600m	400m	200m
Section Times	1:11.37 [2] (0:14.31)	0:57.06 [1] (0:11.05)	0:46.01 [2] (0:11.40)	0:34.61 [2] (0:11.48)	0:23.13 [2] (0:11.33)	0:11.80 [2] (0:11.80)
Average Speed [km/h]	50.2	64.8	63.8	63.7	64.0	61.1
Top Speed [km/h]	66.6	65.7	64.3	64.7	65.0	64.0
Avg. Dist. to Rail [m]	5.5	1.5	1.9	3.4	4.4	5.3
Avg. Stride Freq. [Hz]	2.4	2.5	2.5	2.5	2.5	2.5
Avg. Stride Length [m]	6.5	7.3	7.2	7.2	7.1	6.9



- [ ] Ranking at each section and finish
- .-.- No data available at this section
- NA No data available



Horse/Jockey Name	Win And Tonic
Final Rank	3
Fastest Section Time (Section)	0:11.02 (1000m)
Top Speed [km/h] (Section)	65.3 (400m)
Race State	Finished



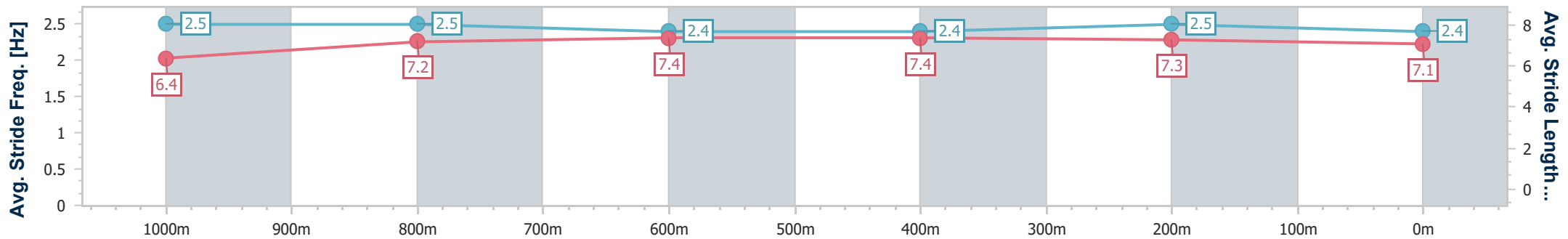
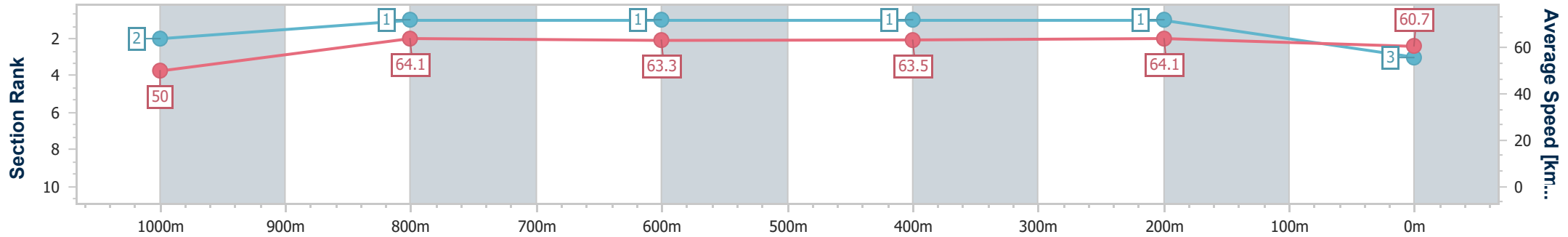
Townsville QLD Professional  
Race 3: GORDON'S PINK QTIS Three-Year-Old Handicap - 1200m

13 June 2024 - 13:34

Track Rating: Good 4, Weather: Fine, Rail Position: +3m 1000m-W/Post; True Remainder



Section	Overall	1000m	800m	600m	400m	200m
Section Times	1:11.38 [3] (0:14.34)	0:57.04 [2] (0:11.02)	0:46.02 [1] (0:11.37)	0:34.65 [1] (0:11.48)	0:23.17 [1] (0:11.32)	0:11.85 [1] (0:11.85)
Average Speed [km/h]	50.0	64.1	63.3	63.5	64.1	60.7
Top Speed [km/h]	64.4	65.0	64.7	65.3	65.3	63.2
Avg. Dist. to Rail [m]	4.7	3.9	0.8	2.4	3.7	3.3
Avg. Stride Freq. [Hz]	2.5	2.5	2.4	2.4	2.5	2.4
Avg. Stride Length [m]	6.4	7.2	7.4	7.4	7.3	7.1



- [ ] Ranking at each section and finish
- .-.- No data available at this section
- NA No data available



Horse/Jockey Name	Craicaro
Final Rank	4
Fastest Section Time (Section)	0:10.97 (1000m)
Top Speed [km/h] (Section)	66.2 (Overall)
Race State	Finished



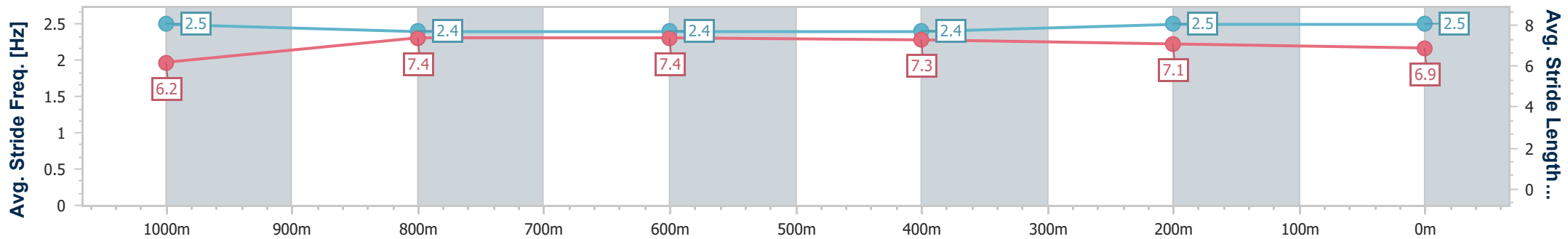
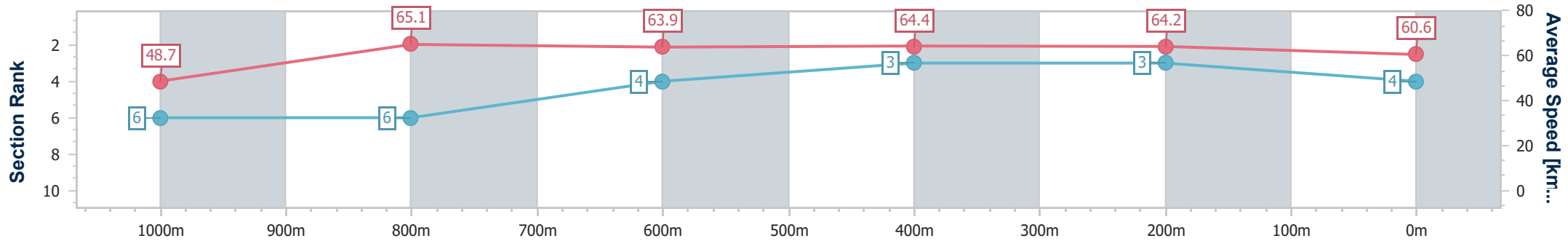
Townsville QLD Professional  
Race 3: GORDON'S PINK QTIS Three-Year-Old Handicap - 1200m

13 June 2024 - 13:34

Track Rating: Good 4, Weather: Fine, Rail Position: +3m 1000m-W/Post; True Remainder



Section	Overall	1000m	800m	600m	400m	200m
Section Times	1:11.55 [4] (0:14.76)	0:56.79 [6] (0:10.97)	0:45.82 [6] (0:11.25)	0:34.57 [4] (0:11.36)	0:23.21 [3] (0:11.32)	0:11.89 [3] (0:11.89)
Average Speed [km/h]	48.7	65.1	63.9	64.4	64.2	60.6
Top Speed [km/h]	66.2	66.1	65.8	65.4	64.8	62.6
Avg. Dist. to Rail [m]	4.1	1.7	0.4	3.1	5.1	7.0
Avg. Stride Freq. [Hz]	2.5	2.4	2.4	2.4	2.5	2.5
Avg. Stride Length [m]	6.2	7.4	7.4	7.3	7.1	6.9



- [ ] Ranking at each section and finish
- .-.- No data available at this section
- NA No data available



Horse/Jockey Name	Reliable Witness
Final Rank	5
Fastest Section Time (Section)	0:11.02 (1000m)
Top Speed [km/h] (Section)	66.0 (600m)
Race State	Finished



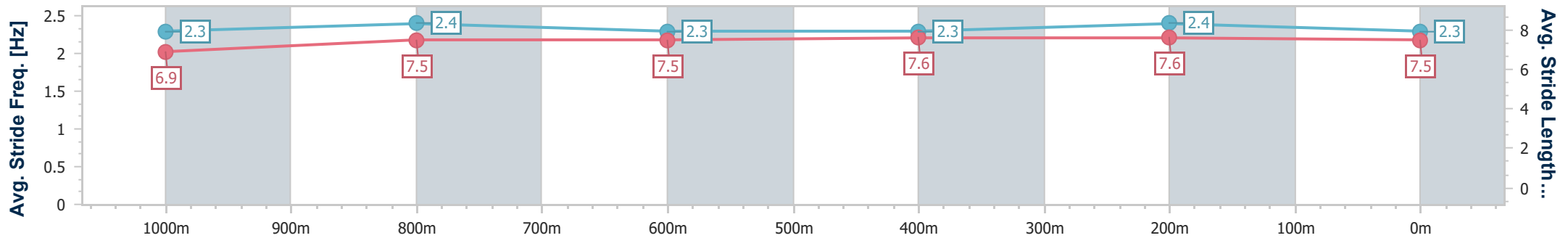
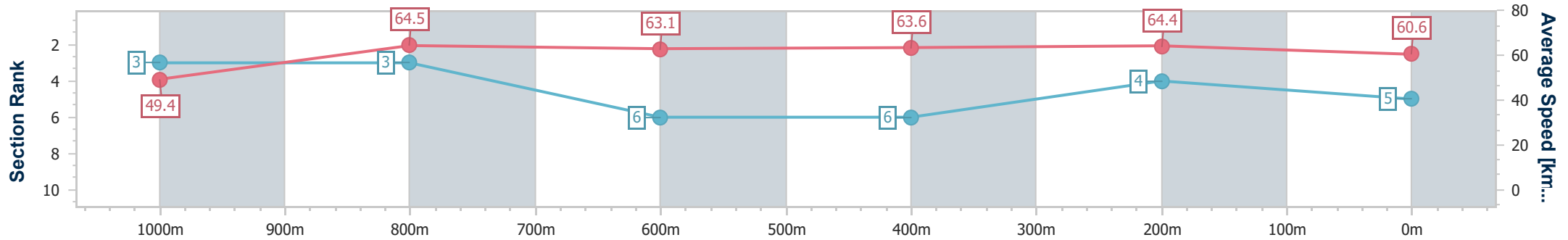
Townsville QLD Professional  
Race 3: GORDON'S PINK QTIS Three-Year-Old Handicap - 1200m

13 June 2024 - 13:34

Track Rating: Good 4, Weather: Fine, Rail Position: +3m 1000m-W/Post; True Remainder



Section	Overall	1000m	800m	600m	400m	200m
Section Times	1:11.61 [5] (0:14.54)	0:57.07 [3] (0:11.02)	0:46.05 [3] (0:11.49)	0:34.56 [6] (0:11.43)	0:23.13 [6] (0:11.22)	0:11.91 [4] (0:11.91)
Average Speed [km/h]	49.4	64.5	63.1	63.6	64.4	60.6
Top Speed [km/h]	65.2	65.4	64.2	66.0	65.5	63.6
Avg. Dist. to Rail [m]	3.4	2.5	1.2	2.3	3.1	3.9
Avg. Stride Freq. [Hz]	2.3	2.4	2.3	2.3	2.4	2.3
Avg. Stride Length [m]	6.9	7.5	7.5	7.6	7.6	7.5



- [ ] Ranking at each section and finish
- .-.- No data available at this section
- NA No data available



Horse/Jockey Name	Ready To Pardon
Final Rank	6
Fastest Section Time (Section)	0:11.05 (1000m)
Top Speed [km/h] (Section)	66.5 (1000m)
Race State	Finished



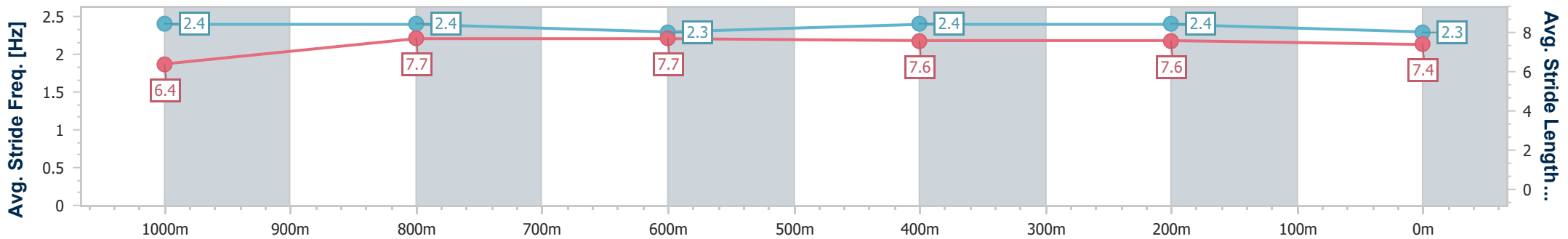
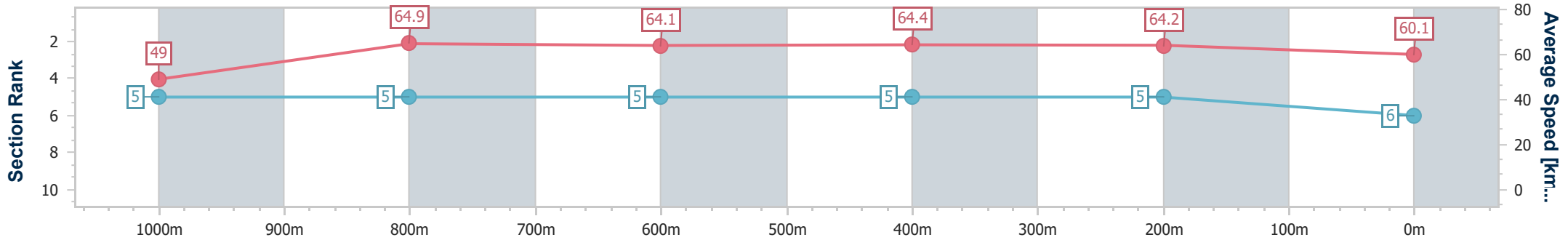
Townsville QLD Professional  
Race 3: GORDON'S PINK QTIS Three-Year-Old Handicap - 1200m

13 June 2024 - 13:34

Track Rating: Good 4, Weather: Fine, Rail Position: +3m 1000m-W/Post; True Remainder



Section	Overall	1000m	800m	600m	400m	200m
Section Times	1:11.73 [6] (0:14.67)	0:57.06 [5] (0:11.05)	0:46.01 [5] (0:11.32)	0:34.69 [5] (0:11.37)	0:23.32 [5] (0:11.33)	0:11.99 [5] (0:11.99)
Average Speed [km/h]	49.0	64.9	64.1	64.4	64.2	60.1
Top Speed [km/h]	65.9	66.5	65.3	65.3	65.4	63.3
Avg. Dist. to Rail [m]	3.9	1.0	1.6	3.7	6.0	8.6
Avg. Stride Freq. [Hz]	2.4	2.4	2.3	2.4	2.4	2.3
Avg. Stride Length [m]	6.4	7.7	7.7	7.6	7.6	7.4



- [ ] Ranking at each section and finish
- .-.- No data available at this section
- NA No data available



Horse/Jockey Name	Purpose 'N' Vision
Final Rank	7
Fastest Section Time (Section)	0:11.13 (1000m)
Top Speed [km/h] (Section)	66.7 (800m)
Race State	Finished



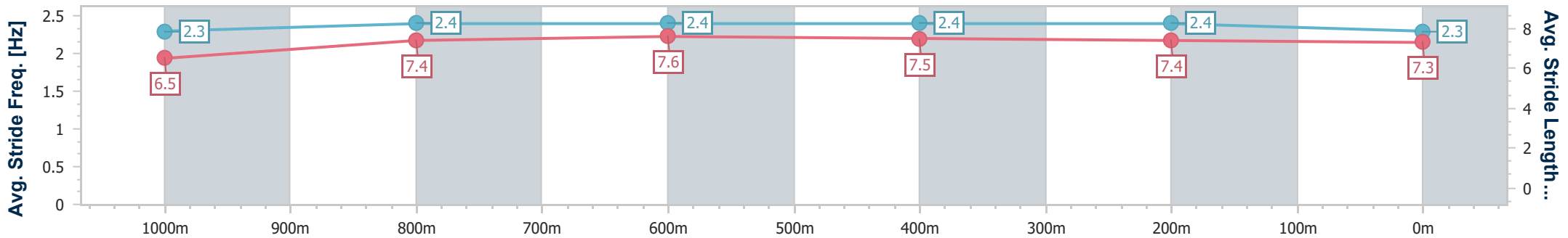
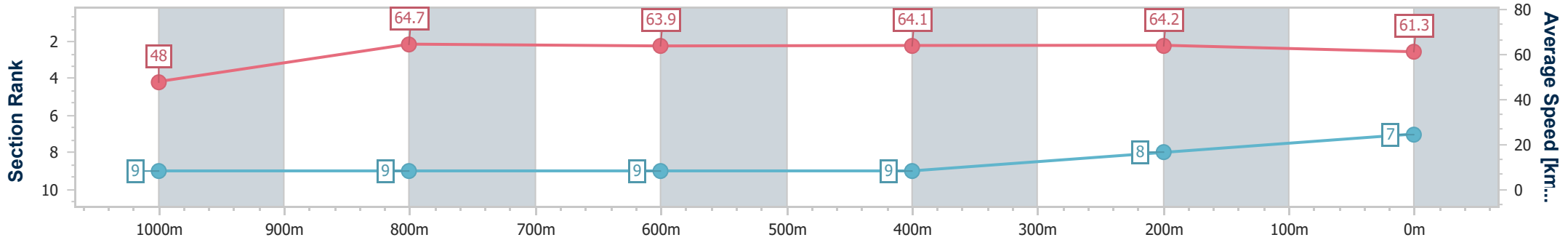
Townsville QLD Professional  
Race 3: GORDON'S PINK QTIS Three-Year-Old Handicap - 1200m

13 June 2024 - 13:34

Track Rating: Good 4, Weather: Fine, Rail Position: +3m 1000m-W/Post; True Remainder



Section	Overall	1000m	800m	600m	400m	200m								
Section Times	1:11.77 [7] (0:14.98)	0:56.79 [9] (0:11.13)	0:45.66 [9] (0:11.26)	0:34.40 [9] (0:11.35)	0:23.05 [9] (0:11.29)	0:11.76 [8] (0:11.76)								
Average Speed [km/h]	48.0	64.7	63.9	64.1	64.2	61.3								
Top Speed [km/h]	64.6	65.5	66.7	65.6	65.2	64.2								
Avg. Dist. to Rail [m]	4.9	0.5	0.4	1.8	4.5	8.5								
Avg. Stride Freq. [Hz]	2.3	2.4	2.4	2.4	2.4	2.3								
Avg. Stride Length [m]	6.5	7.4	7.6	7.5	7.4	7.3								



- [ ] Ranking at each section and finish
- .-.- No data available at this section
- NA No data available





Horse/Jockey Name	Jazz Worthy
Final Rank	8
Fastest Section Time (Section)	0:11.14 (1000m)
Top Speed [km/h] (Section)	65.9 (1000m)
Race State	Finished



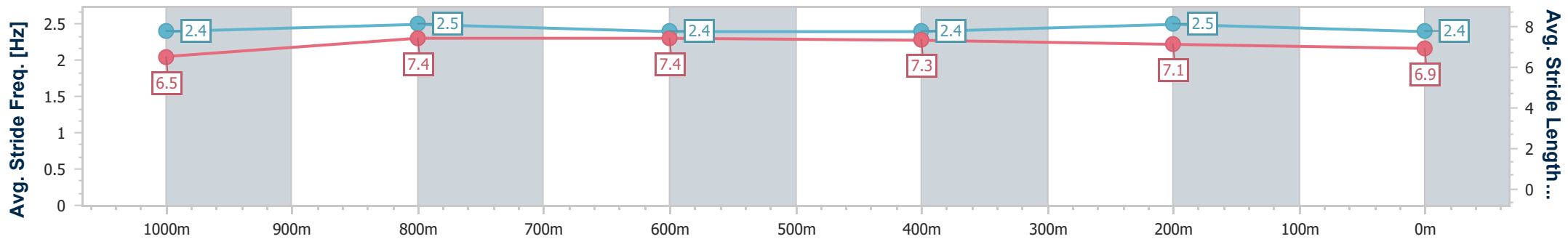
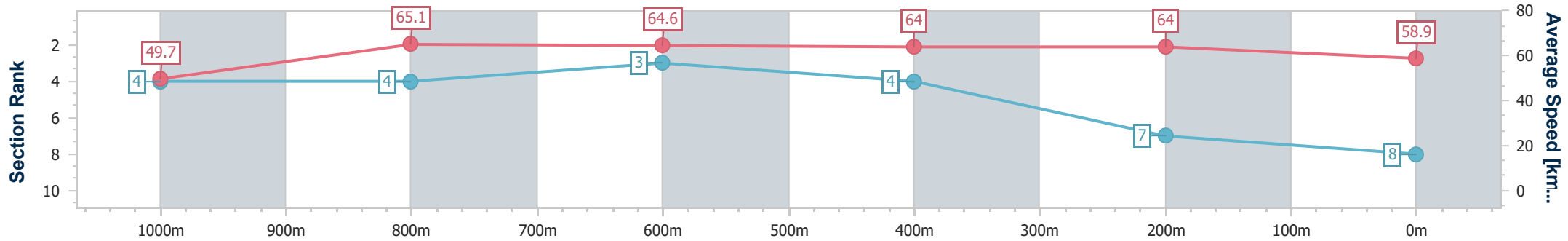
Townsville QLD Professional  
Race 3: GORDON'S PINK QTIS Three-Year-Old Handicap - 1200m

13 June 2024 - 13:34

Track Rating: Good 4, Weather: Fine, Rail Position: +3m 1000m-W/Post; True Remainder



Section	Overall	1000m	800m	600m	400m	200m
Section Times	1:12.00 [8] (0:14.55)	0:57.45 [4] (0:11.14)	0:46.31 [4] (0:11.27)	0:35.04 [3] (0:11.43)	0:23.61 [4] (0:11.37)	0:12.24 [7] (0:12.24)
Average Speed [km/h]	49.7	65.1	64.6	64.0	64.0	58.9
Top Speed [km/h]	64.4	65.9	65.7	64.4	64.7	61.9
Avg. Dist. to Rail [m]	8.0	1.7	1.9	3.5	6.4	9.6
Avg. Stride Freq. [Hz]	2.4	2.5	2.4	2.4	2.5	2.4
Avg. Stride Length [m]	6.5	7.4	7.4	7.3	7.1	6.9



- [ ] Ranking at each section and finish
- .-.- No data available at this section
- NA No data available



Horse/Jockey Name	Beau Rain
Final Rank	9
Fastest Section Time (Section)	0:11.11 (1000m)
Top Speed [km/h] (Section)	67.2 (1000m)
Race State	Finished



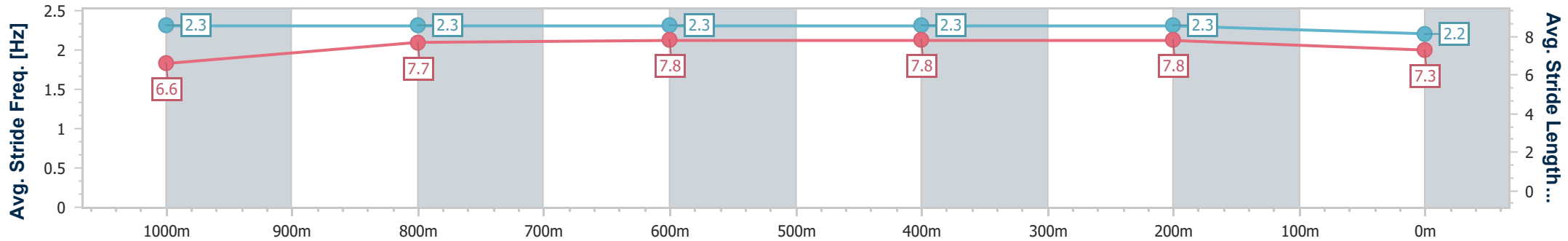
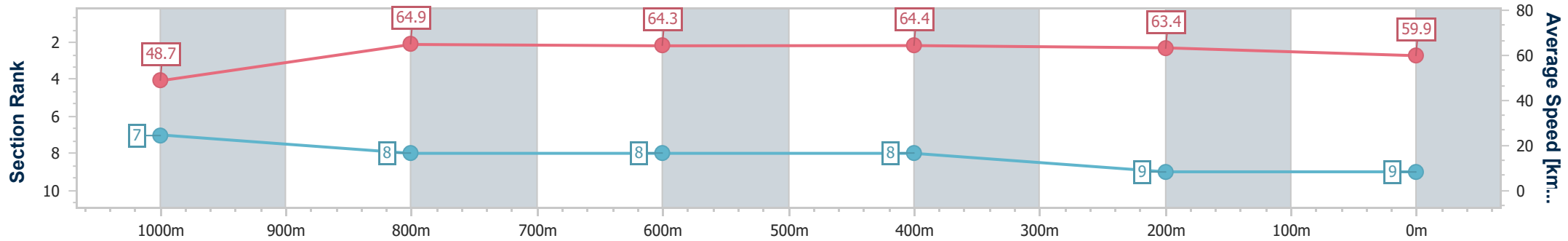
Townsville QLD Professional  
Race 3: GORDON'S PINK QTIS Three-Year-Old Handicap - 1200m

13 June 2024 - 13:34

Track Rating: Good 4, Weather: Fine, Rail Position: +3m 1000m-W/Post; True Remainder



Section	Overall	1000m	800m	600m	400m	200m
Section Times	1:12.25 [9] (0:14.80)	0:57.45 [7] (0:11.11)	0:46.34 [8] (0:11.35)	0:34.99 [8] (0:11.44)	0:23.55 [8] (0:11.50)	0:12.05 [9] (0:12.05)
Average Speed [km/h]	48.7	64.9	64.3	64.4	63.4	59.9
Top Speed [km/h]	64.1	67.2	65.8	66.1	64.9	62.9
Avg. Dist. to Rail [m]	6.3	0.6	2.5	5.0	8.4	10.2
Avg. Stride Freq. [Hz]	2.3	2.3	2.3	2.3	2.3	2.2
Avg. Stride Length [m]	6.6	7.7	7.8	7.8	7.8	7.3



- [ ] Ranking at each section and finish
- .-.- No data available at this section
- NA No data available



Horse/Jockey Name	Spontaneous Choice
Final Rank	10
Fastest Section Time (Section)	0:11.04 (1000m)
Top Speed [km/h] (Section)	67.2 (1000m)
Race State	Finished



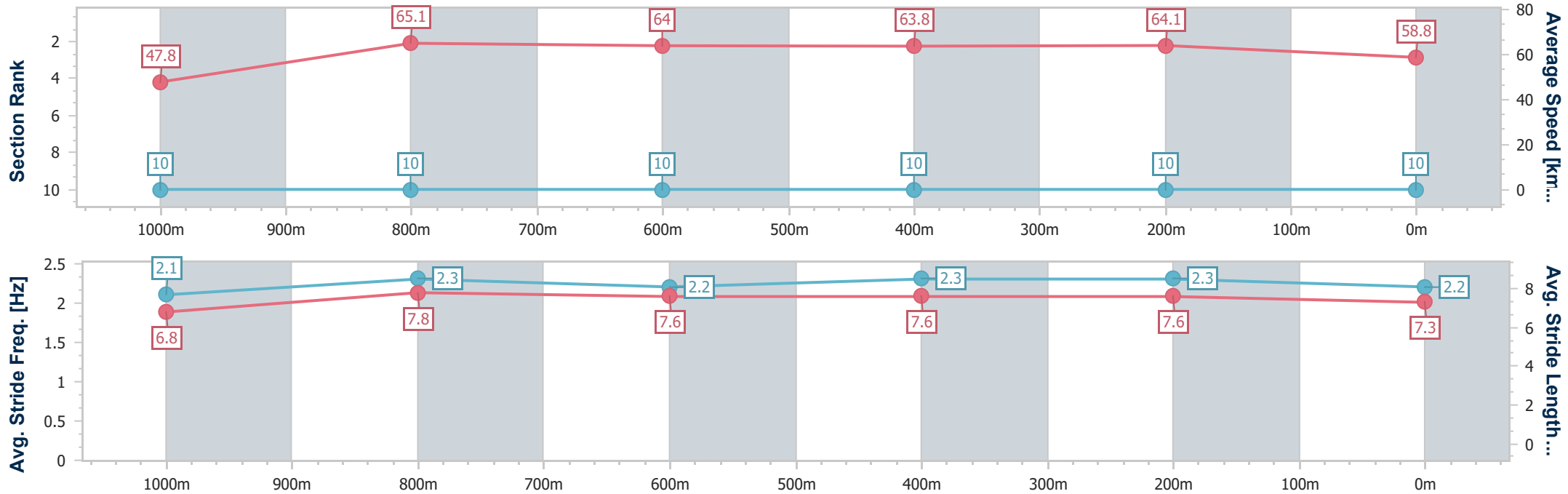
Townsville QLD Professional  
Race 3: GORDON'S PINK QTIS Three-Year-Old Handicap - 1200m

13 June 2024 - 13:34

Track Rating: Good 4, Weather: Fine, Rail Position: +3m 1000m-W/Post; True Remainder



Section	Overall	1000m	800m	600m	400m	200m								
Section Times	1:12.56 [10] (0:15.12)	0:57.44 [10] (0:11.04)	0:46.40 [10] (0:11.33)	0:35.07 [10] (0:11.49)	0:23.58 [10] (0:11.32)	0:12.26 [10] (0:12.26)								
Average Speed [km/h]	47.8	65.1	64.0	63.8	64.1	58.8								
Top Speed [km/h]	62.6	67.2	64.9	64.5	64.5	63.4								
Avg. Dist. to Rail [m]	9.4	0.6	0.9	3.5	5.7	8.9								
Avg. Stride Freq. [Hz]	2.1	2.3	2.2	2.3	2.3	2.2								
Avg. Stride Length [m]	6.8	7.8	7.6	7.6	7.6	7.3								



- [ ] Ranking at each section and finish
- .-.- No data available at this section
- NA No data available