



Aquis Park Gold Coast Poly QLD Professional

Race 3: LIFEFLIGHT LOTTERIES Maiden Handicap - 1050m



15 June 2024 - 13:44

Track Rating: Synthetic, Weather: Fine, Rail Position: True

| Section | | Overall | 1000m | 800m | 600m | 400m | 200m | Last 600m | | | | | |
|-------------|---------------------------------------|----------------------|----------------------|----------------------|--------------------------|--------------------------|--------------------------|--------------------------|--------------------------|--------------------------|---------|------------------------|-----|
| Field Times | | 1:00.69 (0:04.97) | 0:55.72 (0:10.87) | 0:44.85 (0:10.76) | 0:34.09 (0:11.00) | 0:23.09 (0:11.43) | 0:11.66 (0:11.66) | 0:34.09 | | | | | |
| Rank | TAB Horse/Jockey | Barrier | Top Speed [km/h] | Fastest Section | | | | | | | Margin | Distance Travelled [m] | |
| 1 | 1 BREMERS Noel Callow | 7 | 70.5 | 0:05.09 | 1:00.69 [1] (0:05.09) | 0:55.60 [7] (0:10.92) | 0:44.68 [6] (0:10.91) | 0:33.77 [7] (0:11.24) | 0:22.53 [8] (0:11.25) | 0:11.28 [5] (0:11.28) | 1:00.69 | 0:33.77 | |
| 2 | 6 DOMINANCE Jag Guthmann-Chester | 3 | 69.2 | 0:04.98 | 1:00.90 [2] (0:04.98) | 0:55.92 [2] (0:10.86) | 0:45.06 [1] (0:10.76) | 0:34.30 [1] (0:11.00) | 0:23.30 [1] (0:11.43) | 0:11.87 [1] (0:11.87) | 1L | 0:34.30 | -11 |
| 3 | 3 LOYALTY COUNTS Cody Collis | 1 | 69.2 | 0:05.13 | 1:01.05 [3] (0:05.13) | 0:55.92 [8] (0:10.92) | 0:45.00 [8] (0:10.75) | 0:34.25 [5] (0:11.03) | 0:23.22 [4] (0:11.54) | 0:11.68 [4] (0:11.68) | 1.8L | 0:34.25 | -12 |
| 4 | 7 VIGANOTTO Andrew Spinks | 5 | 68.9 | 0:05.07 | 1:01.24 [4] (0:05.07) | 0:56.17 [5] (0:10.79) | 0:45.38 [4] (0:10.87) | 0:34.51 [3] (0:11.19) | 0:23.32 [6] (0:11.44) | 0:11.88 [3] (0:11.88) | 2.8L | 0:34.51 | +0 |
| 5 | 2 THE STATEMENT Micheal Hellyer | 4 | 70.5 | 0:05.08 | 1:01.43 [5] (0:05.08) | 0:56.35 [6] (0:10.77) | 0:45.58 [2] (0:10.98) | 0:34.60 [6] (0:10.96) | 0:23.64 [3] (0:11.53) | 0:12.11 [2] (0:12.11) | 3.8L | 0:34.60 | -1 |
| 6 | 5 READY TO MINGLE Michael Cahill | 8 | 69.6 | 0:04.97 | 1:01.45 [6] (0:04.97) | 0:56.48 [1] (0:11.05) | 0:45.43 [7] (0:10.98) | 0:34.45 [8] (0:11.11) | 0:23.34 [7] (0:11.41) | 0:11.93 [8] (0:11.93) | 3.9L | 0:34.45 | +5 |
| 7 | 8 EXCEED TO AMBITION Casey Waddell | 6 | 69.9 | 0:05.02 | 1:01.72 [7] (0:05.02) | 0:56.70 [4] (0:10.83) | 0:45.87 [3] (0:10.85) | 0:35.02 [2] (0:11.00) | 0:24.02 [2] (0:11.71) | 0:12.31 [5] (0:12.31) | 5.4L | 0:35.02 | -3 |
| 8 | 9 STARSPANGLE PLANET Jason Taylor | 2 | 69.5 | 0:04.98 | 1:01.78 [8] (0:04.98) | 0:56.80 [3] (0:10.92) | 0:45.88 [5] (0:10.83) | 0:35.05 [4] (0:11.17) | 0:23.88 [5] (0:11.57) | 0:12.31 [7] (0:12.31) | 5.6L | 0:35.05 | -9 |

Scratched: Short Approach (#4)

[] Ranking at each section and finish
 -:-:- No data available at this section
 NA No data available

SCN Saddle cloth number
 DNF Did not finish
 DNT Did not track



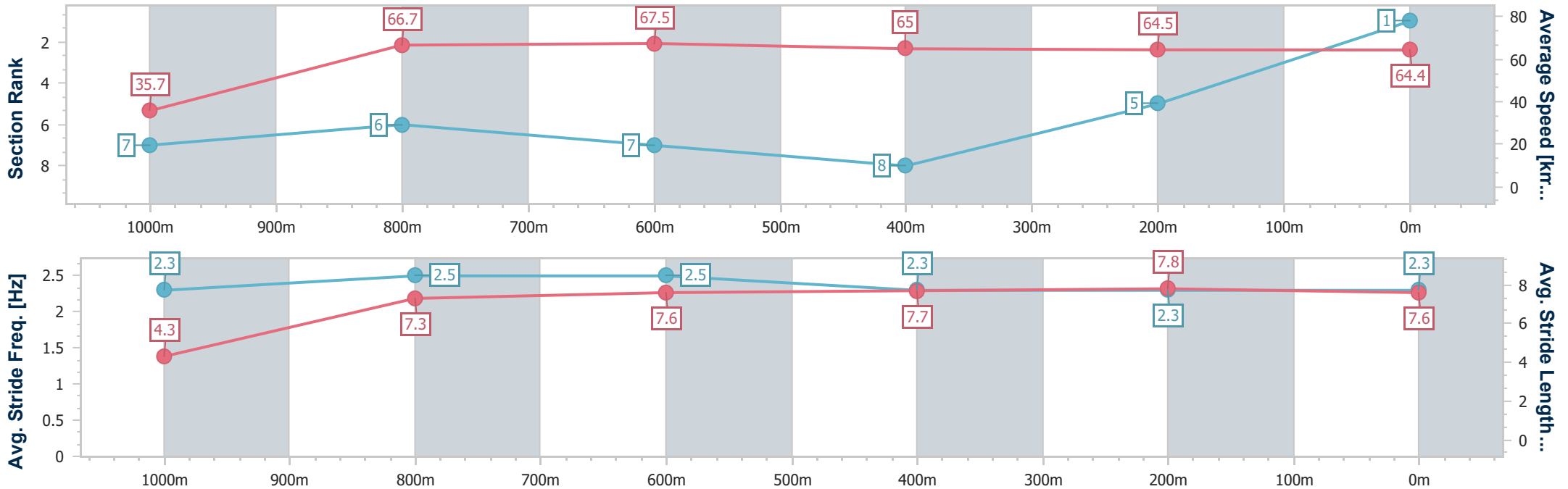
| | |
|--------------------------------|-------------------|
| Horse/Jockey Name | Bremers |
| Final Rank | 1 |
| Fastest Section Time (Section) | 0:05.09 (Overall) |
| Top Speed [km/h] (Section) | 70.5 (1000m) |
| Race State | Finished |



Aquis Park Gold Coast Poly QLD Professional
Race 3: LIFEFLIGHT LOTTERIES Maiden Handicap - 1050m
 15 June 2024 - 13:44
 Track Rating: Synthetic, Weather: Fine, Rail Position: True



| Section | Overall | 1000m | 800m | 600m | 400m | 200m |
|------------------------|--------------------------|--------------------------|--------------------------|--------------------------|--------------------------|-------------|
| Section Times | 1:00.69 [1] (0:05.09) | 0:55.60 [7] (0:10.92) | 0:44.68 [6] (0:10.91) | 0:33.77 [7] (0:11.24) | 0:22.53 [8] (0:11.25) | 0:11.28 [5] |
| Average Speed [km/h] | 35.7 | 66.7 | 67.5 | 65.0 | 64.5 | 64.4 |
| Top Speed [km/h] | 57.1 | 70.5 | 68.8 | 67.2 | 65.9 | 65.7 |
| Avg. Dist. to Rail [m] | 6.0 | 4.9 | 4.1 | 3.3 | 4.7 | 3.7 |
| Avg. Stride Freq. [Hz] | 2.3 | 2.5 | 2.5 | 2.3 | 2.3 | 2.3 |
| Avg. Stride Length [m] | 4.3 | 7.3 | 7.6 | 7.7 | 7.8 | 7.6 |



- [] Ranking at each section and finish
- .-.- No data available at this section
- NA No data available



| | |
|--------------------------------|-------------------|
| Horse/Jockey Name | Dominance |
| Final Rank | 2 |
| Fastest Section Time (Section) | 0:04.98 (Overall) |
| Top Speed [km/h] (Section) | 69.2 (1000m) |
| Race State | Finished |



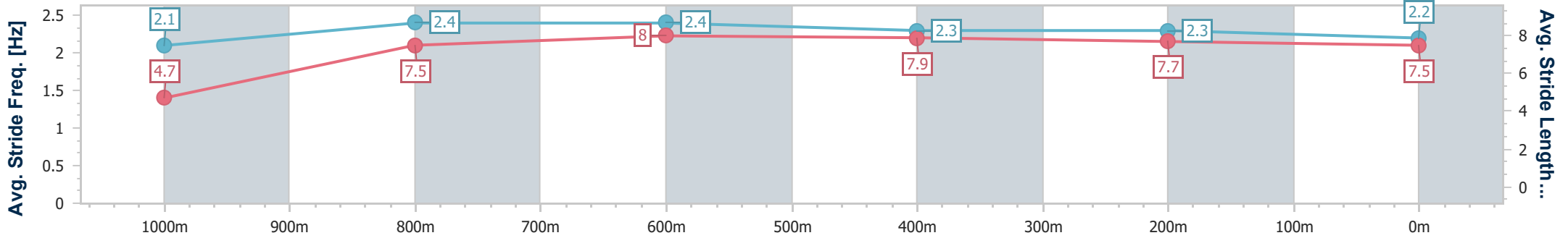
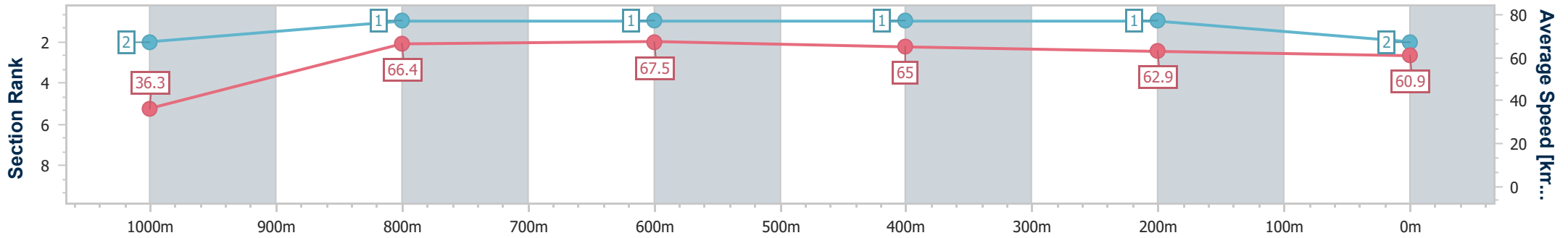
Aquis Park Gold Coast Poly QLD Professional
Race 3: LIFEFLIGHT LOTTERIES Maiden Handicap - 1050m



15 June 2024 - 13:44

Track Rating: Synthetic, Weather: Fine, Rail Position: True

| Section | Overall | 1000m | 800m | 600m | 400m | 200m |
|------------------------|--------------------------|--------------------------|--------------------------|--------------------------|--------------------------|--------------------------|
| Section Times | 1:00.90 [2] (0:04.98) | 0:55.92 [2] (0:10.86) | 0:45.06 [1] (0:10.76) | 0:34.30 [1] (0:11.00) | 0:23.30 [1] (0:11.43) | 0:11.87 [1] (0:11.87) |
| Average Speed [km/h] | 36.3 | 66.4 | 67.5 | 65.0 | 62.9 | 60.9 |
| Top Speed [km/h] | 57.6 | 69.2 | 68.8 | 66.9 | 63.6 | 62.4 |
| Avg. Dist. to Rail [m] | 2.4 | 1.9 | 1.1 | 0.8 | 0.8 | 0.9 |
| Avg. Stride Freq. [Hz] | 2.1 | 2.4 | 2.4 | 2.3 | 2.3 | 2.2 |
| Avg. Stride Length [m] | 4.7 | 7.5 | 8.0 | 7.9 | 7.7 | 7.5 |



- [] Ranking at each section and finish
- .-.- No data available at this section
- NA No data available



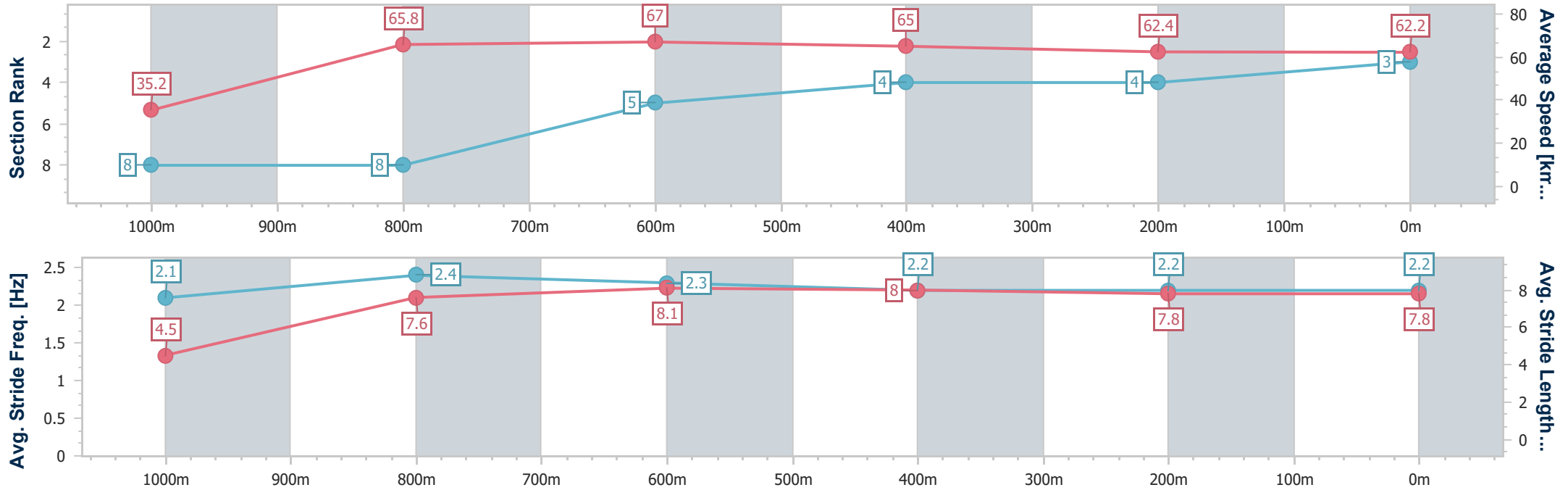
| | |
|--------------------------------|-------------------|
| Horse/Jockey Name | Loyalty Counts |
| Final Rank | 3 |
| Fastest Section Time (Section) | 0:05.13 (Overall) |
| Top Speed [km/h] (Section) | 69.2 (1000m) |
| Race State | Finished |



Aquis Park Gold Coast Poly QLD Professional
Race 3: LIFEFLIGHT LOTTERIES Maiden Handicap - 1050m
 15 June 2024 - 13:44
 Track Rating: Synthetic, Weather: Fine, Rail Position: True



| Section | Overall | 1000m | 800m | 600m | 400m | 200m |
|------------------------|--------------------------|--------------------------|--------------------------|--------------------------|--------------------------|--------------------------|
| Section Times | 1:01.05 [3] (0:05.13) | 0:55.92 [8] (0:10.92) | 0:45.00 [8] (0:10.75) | 0:34.25 [5] (0:11.03) | 0:23.22 [4] (0:11.54) | 0:11.68 [4] (0:11.68) |
| Average Speed [km/h] | 35.2 | 65.8 | 67.0 | 65.0 | 62.4 | 62.2 |
| Top Speed [km/h] | 55.7 | 69.2 | 68.3 | 67.4 | 63.1 | 62.5 |
| Avg. Dist. to Rail [m] | 0.4 | 0.3 | 0.3 | 0.6 | 0.8 | 1.9 |
| Avg. Stride Freq. [Hz] | 2.1 | 2.4 | 2.3 | 2.2 | 2.2 | 2.2 |
| Avg. Stride Length [m] | 4.5 | 7.6 | 8.1 | 8.0 | 7.8 | 7.8 |



- [] Ranking at each section and finish
- .-.- No data available at this section
- NA No data available



| | |
|--------------------------------|-------------------|
| Horse/Jockey Name | Viganotto |
| Final Rank | 4 |
| Fastest Section Time (Section) | 0:05.07 (Overall) |
| Top Speed [km/h] (Section) | 68.9 (1000m) |
| Race State | Finished |



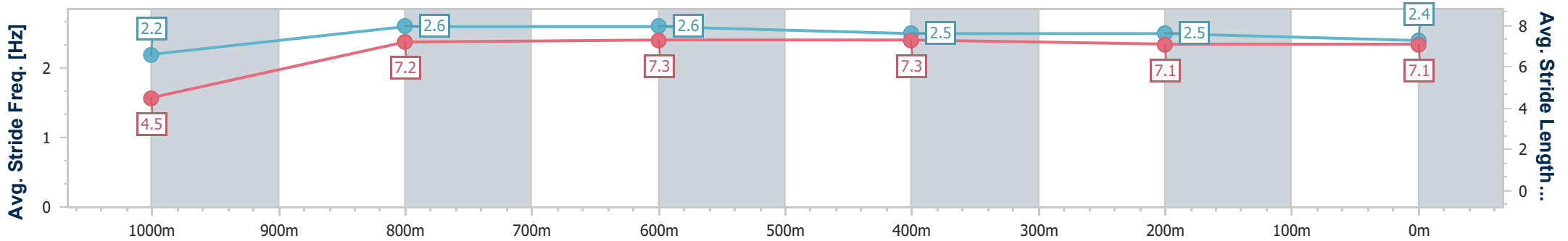
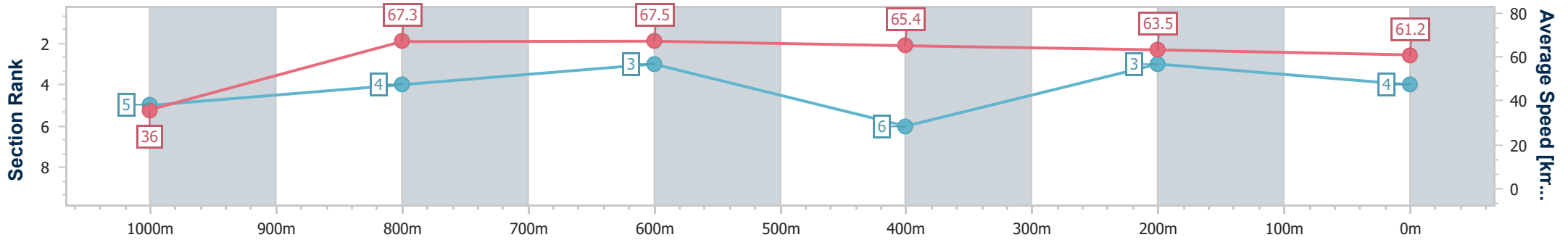
Aquis Park Gold Coast Poly QLD Professional
 Race 3: LIFEFLIGHT LOTTERIES Maiden Handicap - 1050m



15 June 2024 - 13:44

Track Rating: Synthetic, Weather: Fine, Rail Position: True

| Section | Overall | 1000m | 800m | 600m | 400m | 200m |
|------------------------|--------------------------|--------------------------|--------------------------|--------------------------|--------------------------|--------------------------|
| Section Times | 1:01.24 [4] (0:05.07) | 0:56.17 [5] (0:10.79) | 0:45.38 [4] (0:10.87) | 0:34.51 [3] (0:11.19) | 0:23.32 [6] (0:11.44) | 0:11.88 [3] (0:11.88) |
| Average Speed [km/h] | 36.0 | 67.3 | 67.5 | 65.4 | 63.5 | 61.2 |
| Top Speed [km/h] | 57.6 | 68.9 | 68.2 | 68.6 | 64.3 | 63.8 |
| Avg. Dist. to Rail [m] | 3.1 | 2.9 | 3.7 | 3.5 | 4.8 | 4.7 |
| Avg. Stride Freq. [Hz] | 2.2 | 2.6 | 2.6 | 2.5 | 2.5 | 2.4 |
| Avg. Stride Length [m] | 4.5 | 7.2 | 7.3 | 7.3 | 7.1 | 7.1 |



- [] Ranking at each section and finish
- .-.- No data available at this section
- NA No data available



| | |
|--------------------------------|-------------------|
| Horse/Jockey Name | The Statement |
| Final Rank | 5 |
| Fastest Section Time (Section) | 0:05.08 (Overall) |
| Top Speed [km/h] (Section) | 70.5 (1000m) |
| Race State | Finished |



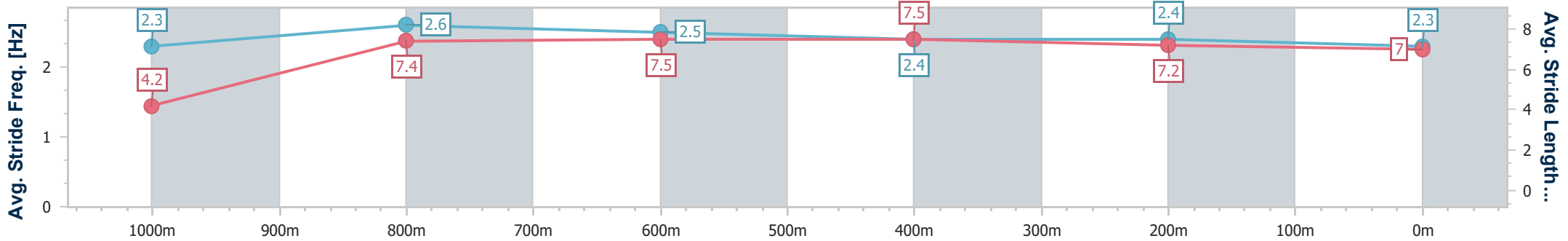
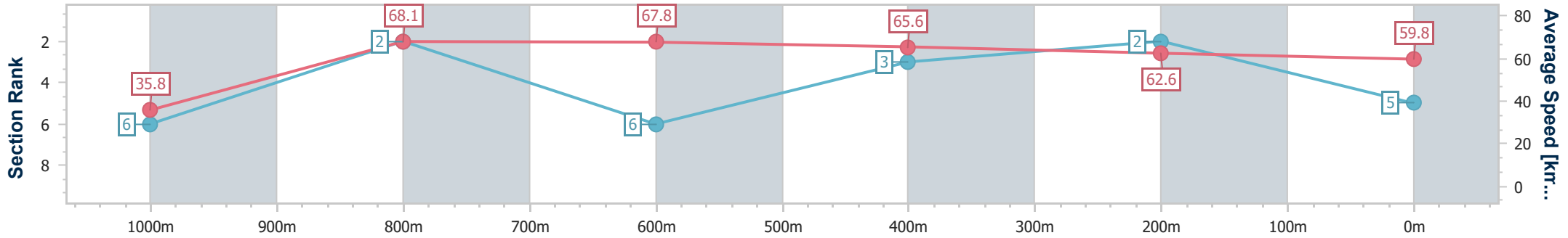
Aquis Park Gold Coast Poly QLD Professional
Race 3: LIFEFLIGHT LOTTERIES Maiden Handicap - 1050m



15 June 2024 - 13:44

Track Rating: Synthetic, Weather: Fine, Rail Position: True

| Section | Overall | 1000m | 800m | 600m | 400m | 200m |
|------------------------|--------------------------|--------------------------|--------------------------|--------------------------|--------------------------|-------------|
| Section Times | 1:01.43 [5] (0:05.08) | 0:56.35 [6] (0:10.77) | 0:45.58 [2] (0:10.98) | 0:34.60 [6] (0:10.96) | 0:23.64 [3] (0:11.53) | 0:12.11 [2] |
| Average Speed [km/h] | 35.8 | 68.1 | 67.8 | 65.6 | 62.6 | 59.8 |
| Top Speed [km/h] | 58.2 | 70.5 | 68.5 | 68.6 | 64.2 | 61.8 |
| Avg. Dist. to Rail [m] | 3.5 | 4.9 | 5.5 | 0.9 | 1.6 | 2.2 |
| Avg. Stride Freq. [Hz] | 2.3 | 2.6 | 2.5 | 2.4 | 2.4 | 2.3 |
| Avg. Stride Length [m] | 4.2 | 7.4 | 7.5 | 7.5 | 7.2 | 7.0 |



- [] Ranking at each section and finish
- .-.- No data available at this section
- NA No data available



| | |
|--------------------------------|-------------------|
| Horse/Jockey Name | Ready To Mingle |
| Final Rank | 6 |
| Fastest Section Time (Section) | 0:04.97 (Overall) |
| Top Speed [km/h] (Section) | 69.6 (1000m) |
| Race State | Finished |



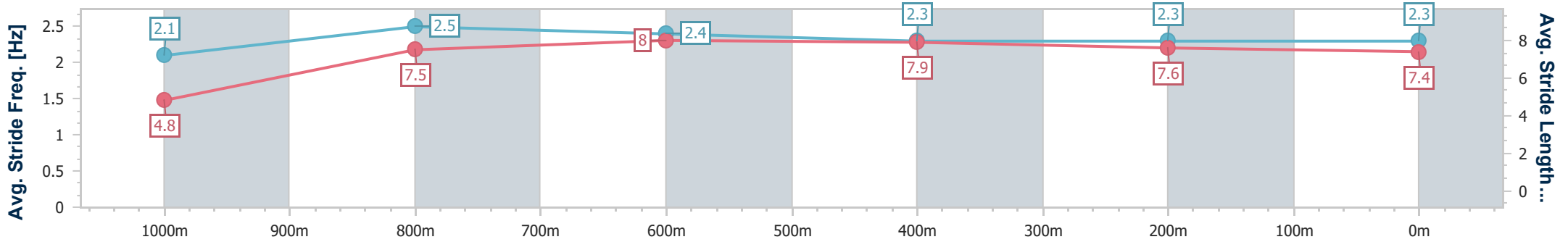
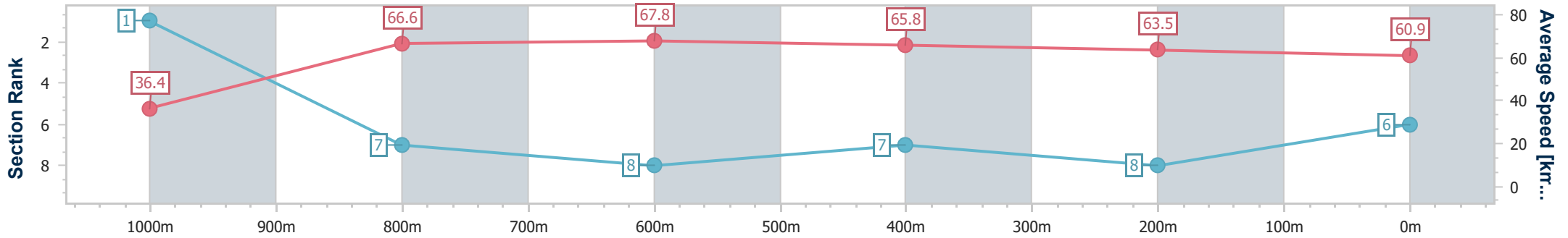
Aquis Park Gold Coast Poly QLD Professional
Race 3: LIFEFLIGHT LOTTERIES Maiden Handicap - 1050m



15 June 2024 - 13:44

Track Rating: Synthetic, Weather: Fine, Rail Position: True

| Section | Overall | 1000m | 800m | 600m | 400m | 200m |
|------------------------|--------------------------|--------------------------|--------------------------|--------------------------|--------------------------|--------------------------|
| Section Times | 1:01.45 [6] (0:04.97) | 0:56.48 [1] (0:11.05) | 0:45.43 [7] (0:10.98) | 0:34.45 [8] (0:11.11) | 0:23.34 [7] (0:11.41) | 0:11.93 [8] (0:11.93) |
| Average Speed [km/h] | 36.4 | 66.6 | 67.8 | 65.8 | 63.5 | 60.9 |
| Top Speed [km/h] | 55.7 | 69.6 | 68.9 | 66.9 | 65.3 | 62.0 |
| Avg. Dist. to Rail [m] | 7.2 | 8.4 | 5.6 | 3.3 | 5.8 | 6.8 |
| Avg. Stride Freq. [Hz] | 2.1 | 2.5 | 2.4 | 2.3 | 2.3 | 2.3 |
| Avg. Stride Length [m] | 4.8 | 7.5 | 8.0 | 7.9 | 7.6 | 7.4 |



- [] Ranking at each section and finish
- .-.- No data available at this section
- NA No data available



| | |
|--------------------------------|--------------------|
| Horse/Jockey Name | Exceed To Ambition |
| Final Rank | 7 |
| Fastest Section Time (Section) | 0:05.02 (Overall) |
| Top Speed [km/h] (Section) | 69.9 (1000m) |
| Race State | Finished |



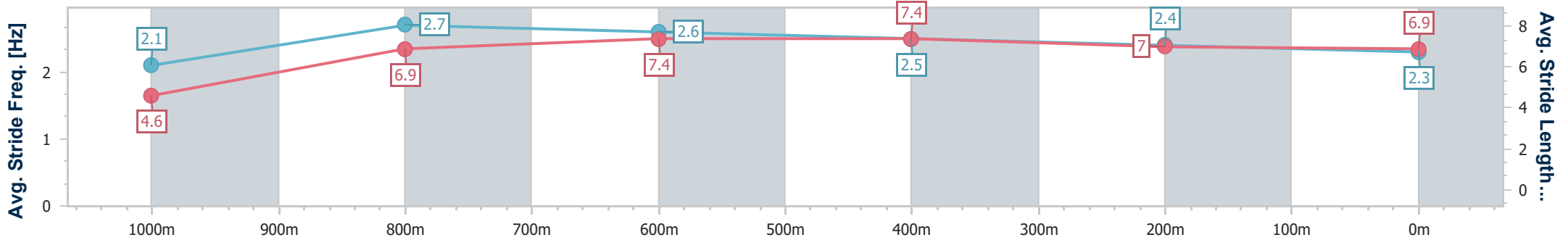
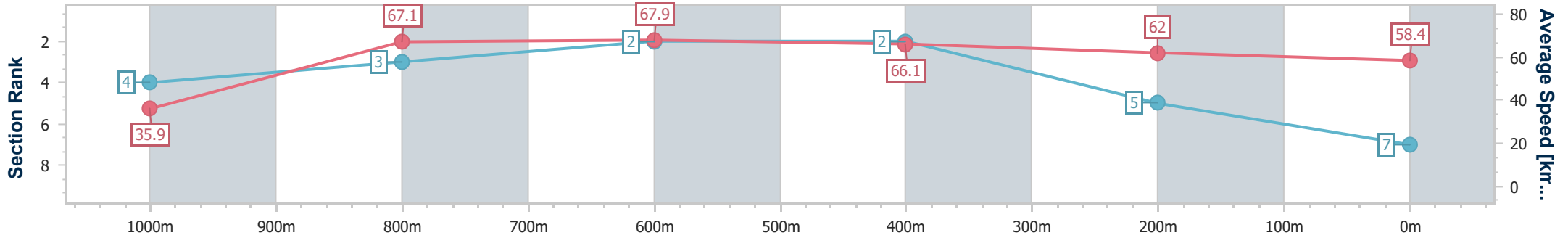
Aquis Park Gold Coast Poly QLD Professional
Race 3: LIFEFLIGHT LOTTERIES Maiden Handicap - 1050m



15 June 2024 - 13:44

Track Rating: Synthetic, Weather: Fine, Rail Position: True

| Section | Overall | 1000m | 800m | 600m | 400m | 200m |
|------------------------|--------------------------|--------------------------|--------------------------|--------------------------|--------------------------|-------------|
| Section Times | 1:01.72 [7] (0:05.02) | 0:56.70 [4] (0:10.83) | 0:45.87 [3] (0:10.85) | 0:35.02 [2] (0:11.00) | 0:24.02 [2] (0:11.71) | 0:12.31 [5] |
| Average Speed [km/h] | 35.9 | 67.1 | 67.9 | 66.1 | 62.0 | 58.4 |
| Top Speed [km/h] | 57.5 | 69.9 | 69.7 | 68.7 | 64.1 | 62.6 |
| Avg. Dist. to Rail [m] | 4.6 | 4.5 | 3.5 | 2.3 | 5.1 | 4.9 |
| Avg. Stride Freq. [Hz] | 2.1 | 2.7 | 2.6 | 2.5 | 2.4 | 2.3 |
| Avg. Stride Length [m] | 4.6 | 6.9 | 7.4 | 7.4 | 7.0 | 6.9 |



- [] Ranking at each section and finish
- .-.- No data available at this section
- NA No data available



| | |
|--------------------------------|--------------------|
| Horse/Jockey Name | Starspangle Planet |
| Final Rank | 8 |
| Fastest Section Time (Section) | 0:04.98 (Overall) |
| Top Speed [km/h] (Section) | 69.5 (800m) |
| Race State | Finished |



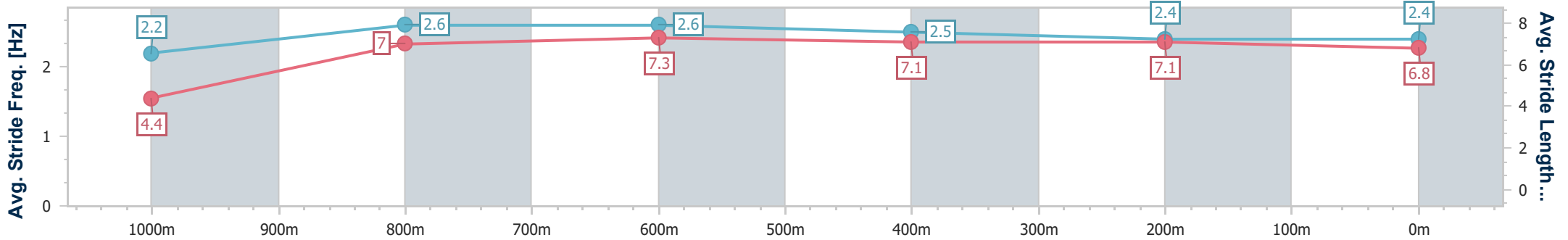
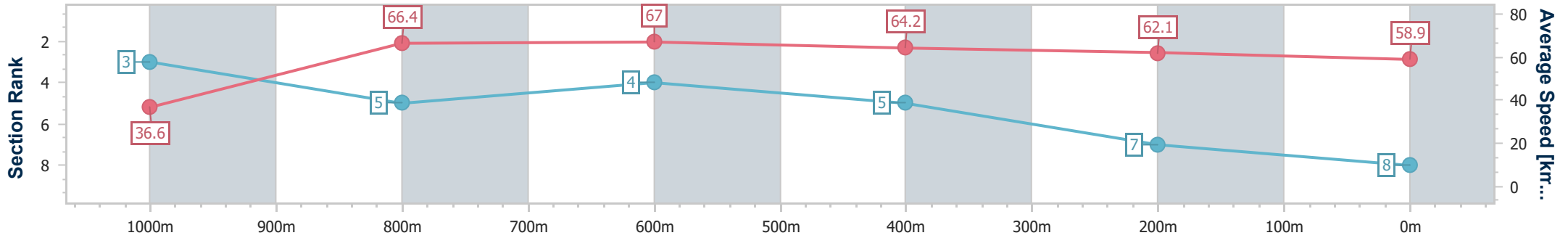
Aquis Park Gold Coast Poly QLD Professional
Race 3: LIFEFLIGHT LOTTERIES Maiden Handicap - 1050m



15 June 2024 - 13:44

Track Rating: Synthetic, Weather: Fine, Rail Position: True

| Section | Overall | 1000m | 800m | 600m | 400m | 200m |
|------------------------|--------------------------|--------------------------|--------------------------|--------------------------|--------------------------|-------------|
| Section Times | 1:01.78 [8] (0:04.98) | 0:56.80 [3] (0:10.92) | 0:45.88 [5] (0:10.83) | 0:35.05 [4] (0:11.17) | 0:23.88 [5] (0:11.57) | 0:12.31 [7] |
| Average Speed [km/h] | 36.6 | 66.4 | 67.0 | 64.2 | 62.1 | 58.9 |
| Top Speed [km/h] | 56.0 | 69.1 | 69.5 | 66.9 | 63.4 | 61.5 |
| Avg. Dist. to Rail [m] | 1.2 | 1.4 | 1.7 | 0.6 | 1.4 | 0.9 |
| Avg. Stride Freq. [Hz] | 2.2 | 2.6 | 2.6 | 2.5 | 2.4 | 2.4 |
| Avg. Stride Length [m] | 4.4 | 7.0 | 7.3 | 7.1 | 7.1 | 6.8 |



- [] Ranking at each section and finish
- .-.- No data available at this section
- NA No data available