



Eagle Farm QLD Professional

Race 4: XXXX BRISBANE CUP - 3200m

15 June 2024 - 13:29



BRISBANE
RACING CLUB

Track Rating: Good 4, Weather: Fine, Rail Position: +4.5m Entire

Section		Overall	3000m	2800m	2600m	2400m	2200m	2000m	Last 600m				
Field Times		3:20.71 (0:14.51)	3:06.20 (0:12.10)	2:54.10 (0:12.32)	2:41.78 (0:12.26)	2:29.52 (0:12.27)	2:17.25 (0:12.67)	2:04.58 (0:12.99)	0:37.00				
Rank	TAB Horse/Jockey	Barrier	Top Speed [km/h]	Fastest Section									Distance Travelled [m]
1	5 ALEGRON Dylan Gibbons	9	65.9 800m	0:11.52 800m	3:20.71 [1] (0:15.45)	3:05.26 [11] (0:12.72)	2:52.54 [11] (0:12.69)	2:39.85 [11] (0:12.45)	2:27.40 [11] (0:12.23)	2:15.17 [11] (0:12.61)	2:02.56 [10] (0:12.80)	0:35.96	
2	7 MOSTLY CLOUDY Blake Shinn	4	64.1 800m	0:11.63 800m	3:20.93 [2] (0:15.05)	3:05.88 [8] (0:12.69)	2:53.19 [8] (0:12.76)	2:40.43 [8] (0:12.58)	2:27.85 [9] (0:12.29)	2:15.56 [8] (0:12.60)	2:02.96 [9] (0:12.71)	0:36.34	-14
3	6 CAPTAIN ENVIOUS Mark Zahra	5	65.4 800m	0:11.51 800m	3:20.94 [3] (0:14.83)	3:06.11 [6] (0:12.79)	2:53.32 [7] (0:12.69)	2:40.63 [7] (0:12.37)	2:28.26 [7] (0:12.31)	2:15.95 [7] (0:12.55)	2:03.40 [7] (0:12.92)	0:36.67	-9
4	8 WARNING Jason Collett	3	62.7 1000m	0:11.82 800m	3:21.00 [4] (0:14.75)	3:06.25 [5] (0:12.55)	2:53.70 [6] (0:12.58)	2:41.12 [6] (0:12.32)	2:28.80 [6] (0:12.34)	2:16.46 [6] (0:12.56)	2:03.90 [6] (0:12.95)	0:36.62	-9
5	2 AMADE Daniel Stackhouse	7	65.8 1000m	0:11.63 800m	3:21.56 [5] (0:15.17)	3:06.39 [9] (0:12.67)	2:53.72 [9] (0:12.72)	2:41.00 [9] (0:12.50)	2:28.50 [8] (0:12.34)	2:16.16 [9] (0:12.55)	2:03.61 [8] (0:12.76)	0:37.05	-3
6	4 GOLDMAN Regan Bayliss	11	62.3 Overall	0:11.97 800m	3:21.59 [6] (0:14.59)	3:07.00 [4] (0:12.20)	2:54.80 [2] (0:12.41)	2:42.39 [2] (0:12.45)	2:29.94 [2] (0:12.25)	2:17.69 [2] (0:12.55)	2:05.14 [2] (0:12.97)	0:37.54	+3
7	9 TAPILDOODLEDO Robbie Dolan	1	62.4 800m	0:11.86 800m	3:21.99 [7] (0:14.94)	3:07.05 [7] (0:12.29)	2:54.76 [5] (0:12.53)	2:42.23 [5] (0:12.33)	2:29.90 [5] (0:12.38)	2:17.52 [5] (0:12.51)	2:05.01 [5] (0:13.02)	0:37.61	-23
8	1 KNIGHTS ORDER Tim Clark	10	62.0 Overall	0:11.97 1000m	3:21.99 [8] (0:14.51)	3:07.48 [1] (0:12.10)	2:55.38 [1] (0:12.32)	2:43.06 [1] (0:12.26)	2:30.80 [1] (0:12.27)	2:18.53 [1] (0:12.67)	2:05.86 [1] (0:12.99)	0:38.28	-18
9	10 CASUAL CONNECTION Damien Thornton	8	62.2 600m	0:11.89 800m	3:22.11 [9] (0:14.58)	3:07.53 [3] (0:12.43)	2:55.10 [4] (0:12.49)	2:42.61 [4] (0:12.49)	2:30.12 [4] (0:12.26)	2:17.86 [4] (0:12.55)	2:05.31 [4] (0:12.98)	0:37.89	-12
10	3 SELINO Tommy Berry	2	64.3 800m	0:11.74 800m	3:22.31 [10] (0:15.34)	3:06.97 [10] (0:12.71)	2:54.26 [10] (0:12.76)	2:41.50 [10] (0:12.41)	2:29.09 [10] (0:12.27)	2:16.82 [10] (0:12.68)	2:04.14 [11] (0:12.79)	0:37.40	-18



Eagle Farm QLD Professional
Race 4: XXXX BRISBANE CUP - 3200m
15 June 2024 - 13:29



Track Rating: Good 4, Weather: Fine, Rail Position: +4.5m Entire

Section	Overall	3000m	2800m	2600m	2400m	2200m	2000m	Last 600m
Field Times	3:20.71 (0:14.51)	3:06.20 (0:12.10)	2:54.10 (0:12.32)	2:41.78 (0:12.26)	2:29.52 (0:12.27)	2:17.25 (0:12.67)	2:04.58 (0:12.99)	0:37.00

Rank	TAB	Horse/Jockey	Barrier	Top Speed [km/h]	Fastest Section								Distance Travelled [m]	
11	11	TAPPY'S LAD	6	61.0	0:12.16	3:23.26 [11]	3:08.71 [2]	2:56.37 [3]	2:43.88 [3]	2:31.57 [3]	2:19.24 [3]	2:06.71 [3]	0:38.80	-25
		Nikita Beriman		800m	1000m	(0:14.55)	(0:12.34)	(0:12.49)	(0:12.31)	(0:12.33)	(0:12.53)	(0:13.01)		

[] Ranking at each section and finish
 -:-:- No data available at this section
 NA No data available

SCN Saddle cloth number
 DNF Did not finish
 DNT Did not track



Eagle Farm QLD Professional

Race 4: XXXX BRISBANE CUP - 3200m

15 June 2024 - 13:29



BRISBANE
RACING CLUB

Track Rating: Good 4, Weather: Fine, Rail Position: +4.5m Entire

Section		1800m	1600m	1400m	1200m	1000m	800m	600m	Last 600m				
Field Times		1:51.59 (0:13.02)	1:38.57 (0:12.76)	1:25.81 (0:12.50)	1:13.31 (0:12.30)	1:01.01 (0:11.97)	0:49.04 (0:12.04)	0:37.00 (0:12.21)	0:37.00				
Rank	TAB Horse/Jockey	Barrier	Top Speed [km/h]	Fastest Section									Distance Travelled [m]
1	5 ALEGRON Dylan Gibbons	9	65.9 800m	0:11.52 800m	1:49.76 [10] (0:13.03)	1:36.73 [11] (0:12.68)	1:24.05 [11] (0:12.55)	1:11.50 [11] (0:12.17)	0:59.33 [11] (0:11.85)	0:47.48 [11] (0:11.52)	0:35.96 [10] (0:11.89)	0:35.96	
2	7 MOSTLY CLOUDY Blake Shinn	4	64.1 800m	0:11.63 800m	1:50.25 [8] (0:12.96)	1:37.29 [9] (0:12.62)	1:24.67 [8] (0:12.56)	1:12.11 [8] (0:12.15)	0:59.96 [8] (0:11.99)	0:47.97 [9] (0:11.63)	0:36.34 [9] (0:11.68)	0:36.34	-14
3	6 CAPTAIN ENVIOUS Mark Zahra	5	65.4 800m	0:11.51 800m	1:50.48 [7] (0:12.90)	1:37.58 [7] (0:12.75)	1:24.83 [7] (0:12.54)	1:12.29 [7] (0:12.19)	1:00.10 [7] (0:11.92)	0:48.18 [7] (0:11.51)	0:36.67 [4] (0:11.87)	0:36.67	-9
4	8 WARNING Jason Collett	3	62.7 1000m	0:11.82 800m	1:50.95 [6] (0:12.97)	1:37.98 [6] (0:12.79)	1:25.19 [6] (0:12.53)	1:12.66 [6] (0:12.26)	1:00.40 [6] (0:11.96)	0:48.44 [6] (0:11.82)	0:36.62 [5] (0:11.96)	0:36.62	-9
5	2 AMADE Daniel Stackhouse	7	65.8 1000m	0:11.63 800m	1:50.85 [9] (0:12.90)	1:37.95 [8] (0:12.68)	1:25.27 [9] (0:12.56)	1:12.71 [9] (0:12.21)	1:00.50 [9] (0:11.82)	0:48.68 [8] (0:11.63)	0:37.05 [8] (0:11.95)	0:37.05	-3
6	4 GOLDMAN Regan Bayliss	11	62.3 Overall	0:11.97 800m	1:52.17 [2] (0:12.98)	1:39.19 [2] (0:12.76)	1:26.43 [2] (0:12.51)	1:13.92 [2] (0:12.34)	1:01.58 [2] (0:12.07)	0:49.51 [2] (0:11.97)	0:37.54 [2] (0:12.06)	0:37.54	+3
7	9 TAPILDOODLEDO Robbie Dolan	1	62.4 800m	0:11.86 800m	1:51.99 [5] (0:12.95)	1:39.04 [5] (0:12.75)	1:26.29 [5] (0:12.50)	1:13.79 [5] (0:12.33)	1:01.46 [5] (0:11.99)	0:49.47 [5] (0:11.86)	0:37.61 [6] (0:12.05)	0:37.61	-23
8	1 KNIGHTS ORDER Tim Clark	10	62.0 Overall	0:11.97 1000m	1:52.87 [1] (0:13.02)	1:39.85 [1] (0:12.76)	1:27.09 [1] (0:12.50)	1:14.59 [1] (0:12.30)	1:02.29 [1] (0:11.97)	0:50.32 [1] (0:12.04)	0:38.28 [1] (0:12.21)	0:38.28	-18
9	10 CASUAL CONNECTION Damien Thornton	8	62.2 600m	0:11.89 800m	1:52.33 [4] (0:12.99)	1:39.34 [4] (0:12.80)	1:26.54 [4] (0:12.52)	1:14.02 [4] (0:12.32)	1:01.70 [4] (0:11.92)	0:49.78 [4] (0:11.89)	0:37.89 [3] (0:11.97)	0:37.89	-12
10	3 SELINO Tommy Berry	2	64.3 800m	0:11.74 800m	1:51.35 [11] (0:12.91)	1:38.44 [10] (0:12.65)	1:25.79 [10] (0:12.53)	1:13.26 [10] (0:12.26)	1:01.00 [10] (0:11.86)	0:49.14 [10] (0:11.74)	0:37.40 [11] (0:11.96)	0:37.40	-18

[] Ranking at each section and finish
 -:-:- No data available at this section
 NA No data available

SCN Saddle cloth number
 DNF Did not finish
 DNT Did not track



Eagle Farm QLD Professional
Race 4: XXXX BRISBANE CUP - 3200m
15 June 2024 - 13:29



Track Rating: Good 4, Weather: Fine, Rail Position: +4.5m Entire

Section	1800m	1600m	1400m	1200m	1000m	800m	600m	Last 600m						
Field Times	1:51.59 (0:13.02)	1:38.57 (0:12.76)	1:25.81 (0:12.50)	1:13.31 (0:12.30)	1:01.01 (0:11.97)	0:49.04 (0:12.04)	0:37.00 (0:12.21)	0:37.00						
Rank	TAB	Horse/Jockey	Barrier	Top Speed [km/h]	Fastest Section				Distance Travelled [m]					
11	11	TAPPY'S LAD	6	61.0	0:12.16	1:53.70 [3]	1:40.72 [3]	1:27.99 [3]	1:15.47 [3]	1:03.14 [3]	0:50.98 [3]	0:38.80 [7]	0:38.80	-25
		Nikita Beriman		800m	1000m	(0:12.98)	(0:12.73)	(0:12.52)	(0:12.33)	(0:12.16)	(0:12.18)	(0:12.52)		



Eagle Farm QLD Professional

Race 4: XXXX BRISBANE CUP - 3200m

15 June 2024 - 13:29



Track Rating: Good 4, Weather: Fine, Rail Position: +4.5m Entire

Section				400m	200m			Last 600m			
Field Times				0:24.79 (0:12.16)	0:12.63 (0:12.63)			0:37.00			
Rank	TAB	Horse/Jockey	Barrier	Top Speed [km/h]	Fastest Section	Margin				Distance Travelled [m]	
1	5	ALEGRON Dylan Gibbons	9	65.9 800m	0:11.52 800m	0:24.07 [9] (0:11.67)	0:12.40 [2] (0:12.40)	3:20.71		0:35.96	
2	7	MOSTLY CLOUDY Blake Shinn	4	64.1 800m	0:11.63 800m	0:24.66 [5] (0:12.18)	0:12.48 [6] (0:12.48)	1.32L		0:36.34	-14
3	6	CAPTAIN ENVIOUS Mark Zahra	5	65.4 800m	0:11.51 800m	0:24.80 [3] (0:11.94)	0:12.86 [1] (0:12.86)	1.34L		0:36.67	-9
4	8	WARNING Jason Collett	3	62.7 1000m	0:11.82 800m	0:24.66 [6] (0:12.07)	0:12.59 [4] (0:12.59)	1.69L		0:36.62	-9
5	2	AMADE Daniel Stackhouse	7	65.8 1000m	0:11.63 800m	0:25.10 [8] (0:12.10)	0:13.00 [8] (0:13.00)	5.03L		0:37.05	-3
6	4	GOLDMAN Regan Bayliss	11	62.3 Overall	0:11.97 800m	0:25.48 [2] (0:12.28)	0:13.20 [3] (0:13.20)	5.21L		0:37.54	+3
7	9	TAPILDOODLEDO Robbie Dolan	1	62.4 800m	0:11.86 800m	0:25.56 [7] (0:12.29)	0:13.27 [9] (0:13.27)	7.52L		0:37.61	-23
8	1	KNIGHTS ORDER Tim Clark	10	62.0 Overall	0:11.97 1000m	0:26.07 [1] (0:12.52)	0:13.55 [5] (0:13.55)	7.53L		0:38.28	-18
9	10	CASUAL CONNECTION Damien Thornton	8	62.2 600m	0:11.89 800m	0:25.92 [4] (0:12.31)	0:13.61 [7] (0:13.61)	8.22L		0:37.89	-12
10	3	SELINO Tommy Berry	2	64.3 800m	0:11.74 800m	0:25.44 [10] (0:12.29)	0:13.15 [10] (0:13.15)	9.4L		0:37.40	-18

[] Ranking at each section and finish
 -:-:- No data available at this section
 NA No data available

SCN Saddle cloth number
 DNF Did not finish
 DNT Did not track



Eagle Farm QLD Professional
Race 4: XXXX BRISBANE CUP - 3200m
15 June 2024 - 13:29



Track Rating: Good 4, Weather: Fine, Rail Position: +4.5m Entire

Section		400m	200m			Last 600m
Field Times		0:24.79 (0:12.16)	0:12.63 (0:12.63)			0:37.00
Rank	TAB Horse/Jockey	Barrier	Top Speed [km/h]	Fastest Section	Margin	Distance Travelled [m]
11	11 TAPPY'S LAD	6	61.0	0:12.16	0:26.28 [11]	0:38.80
	Nikita Beriman		800m	1000m	(0:12.67) (0:13.61)	-25



Horse/Jockey Name	Alegron
Final Rank	1
Fastest Section Time (Section)	0:11.52 (800m)
Top Speed [km/h] (Section)	65.9 (800m)
Race State	Finished

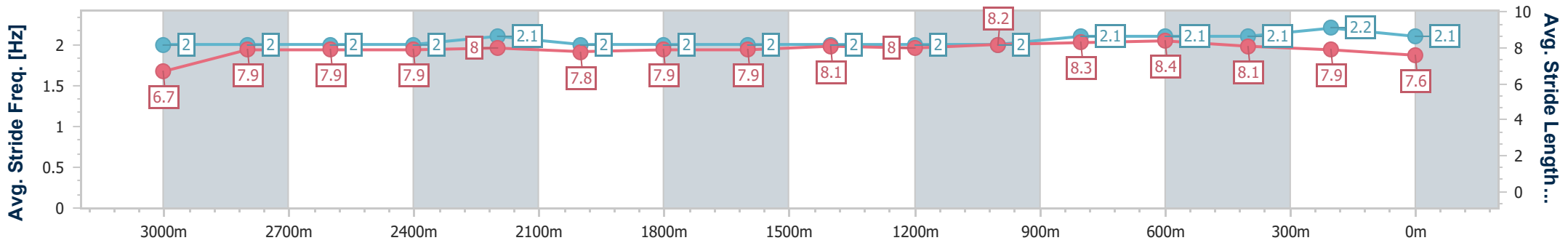
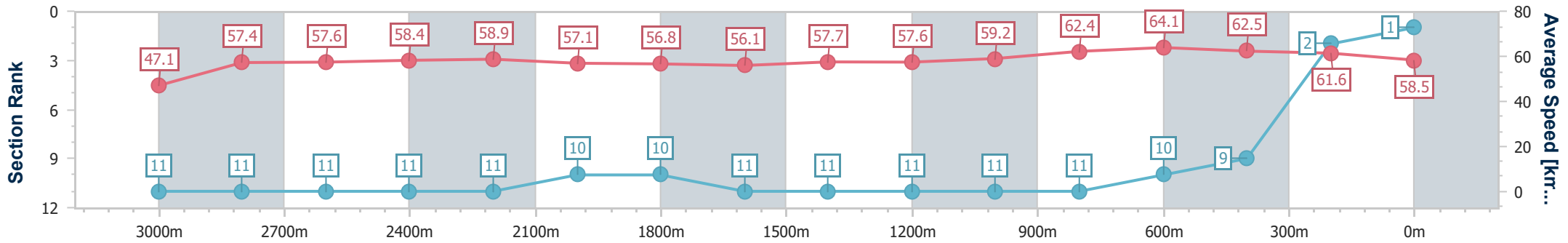


Eagle Farm QLD Professional
 Race 4: XXXX BRISBANE CUP - 3200m
 15 June 2024 - 13:29
 Track Rating: Good 4, Weather: Fine, Rail Position: +4.5m Entire



BRISBANE RACING CLUB

Section	2600m	2400m	2200m	2000m	1800m	1600m	1400m	1200m	1000m	800m	600m	400m	200m
Section Times	2:39.85 [11] (0:12.45)	2:27.40 [11] (0:12.23)	2:15.17 [11] (0:12.61)	2:02.56 [10] (0:12.80)	1:49.76 [10] (0:13.03)	1:36.73 [11] (0:12.68)	1:24.05 [11] (0:12.55)	1:11.50 [11] (0:12.17)	0:59.33 [11] (0:11.85)	0:47.48 [11] (0:11.52)	0:35.96 [10] (0:11.89)	0:24.07 [9] (0:11.67)	0:12.40 [2] (0:12.40)
Average Speed [km/h]	58.4	58.9	57.1	56.8	56.1	57.7	57.6	59.2	62.4	64.1	62.5	61.6	58.5
Top Speed [km/h]	59.6	59.7	57.6	58.0	57.2	58.2	58.2	60.8	65.8	65.9	63.0	63.3	59.9
Avg. Dist. to Rail [m]	2.6	1.8	1.1	1.5	3.7	4.2	4.0	3.8	4.7	6.0	6.4	8.3	6.8
Avg. Stride Freq. [Hz]	2.0	2.1	2.0	2.0	2.0	2.0	2.0	2.0	2.1	2.1	2.1	2.2	2.1
Avg. Stride Length [m]	7.9	8.0	7.8	7.9	7.9	8.1	8.0	8.2	8.3	8.4	8.1	7.9	7.6



- [] Ranking at each section and finish
- .-.- No data available at this section
- NA No data available



Horse/Jockey Name	Mostly Cloudy
Final Rank	2
Fastest Section Time (Section)	0:11.63 (800m)
Top Speed [km/h] (Section)	64.1 (800m)
Race State	Finished

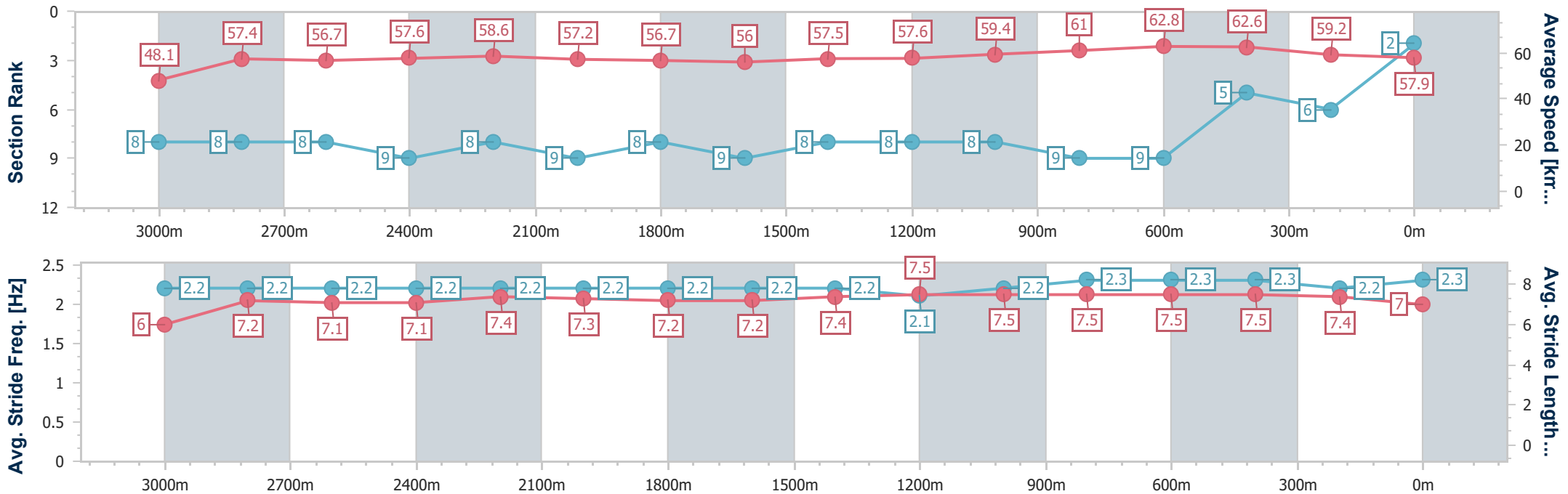


Eagle Farm QLD Professional
 Race 4: XXXX BRISBANE CUP - 3200m
 15 June 2024 - 13:29
 Track Rating: Good 4, Weather: Fine, Rail Position: +4.5m Entire



BRISBANE RACING CLUB

Section	2600m	2400m	2200m	2000m	1800m	1600m	1400m	1200m	1000m	800m	600m	400m	200m
Section Times	2:40.43 [8] (0:12.58)	2:27.85 [9] (0:12.29)	2:15.56 [8] (0:12.60)	2:02.96 [9] (0:12.71)	1:50.25 [8] (0:12.96)	1:37.29 [9] (0:12.62)	1:24.67 [8] (0:12.56)	1:12.11 [8] (0:12.15)	0:59.96 [8] (0:11.99)	0:47.97 [9] (0:11.63)	0:36.34 [9] (0:11.68)	0:24.66 [5] (0:12.18)	0:12.48 [6] (0:12.48)
Average Speed [km/h]	57.6	58.6	57.2	56.7	56.0	57.5	57.6	59.4	61.0	62.8	62.6	59.2	57.9
Top Speed [km/h]	59.3	59.3	57.9	57.3	56.8	58.2	58.6	61.1	63.2	64.1	63.1	62.2	59.0
Avg. Dist. to Rail [m]	1.7	1.5	1.2	0.8	1.9	3.1	2.8	3.0	3.1	3.8	2.8	0.7	0.9
Avg. Stride Freq. [Hz]	2.2	2.2	2.2	2.2	2.2	2.2	2.1	2.2	2.3	2.3	2.3	2.2	2.3
Avg. Stride Length [m]	7.1	7.4	7.3	7.2	7.2	7.4	7.5	7.5	7.5	7.5	7.5	7.4	7.0



- [] Ranking at each section and finish
- .-.- No data available at this section
- NA No data available



Horse/Jockey Name	Captain Envious
Final Rank	3
Fastest Section Time (Section)	0:11.51 (800m)
Top Speed [km/h] (Section)	65.4 (800m)
Race State	Finished

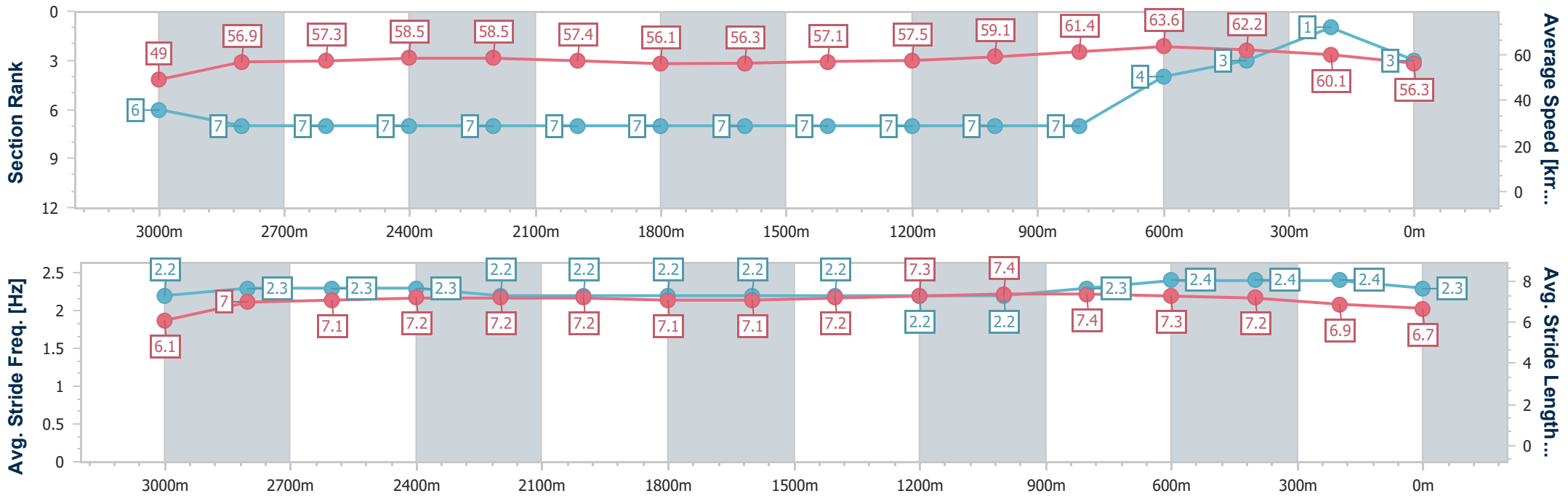


Eagle Farm QLD Professional
Race 4: XXXX BRISBANE CUP - 3200m
 15 June 2024 - 13:29
 Track Rating: Good 4, Weather: Fine, Rail Position: +4.5m Entire



BRISBANE
RACING CLUB

Section	2600m	2400m	2200m	2000m	1800m	1600m	1400m	1200m	1000m	800m	600m	400m	200m
Section Times	2:40.63 [7] (0:12.37)	2:28.26 [7] (0:12.31)	2:15.95 [7] (0:12.55)	2:03.40 [7] (0:12.92)	1:50.48 [7] (0:12.90)	1:37.58 [7] (0:12.75)	1:24.83 [7] (0:12.54)	1:12.29 [7] (0:12.19)	1:00.10 [7] (0:11.92)	0:48.18 [7] (0:11.51)	0:36.67 [4] (0:11.87)	0:24.80 [3] (0:11.94)	0:12.86 [1] (0:12.86)
Average Speed [km/h]	58.5	58.5	57.4	56.1	56.3	57.1	57.5	59.1	61.4	63.6	62.2	60.1	56.3
Top Speed [km/h]	59.7	59.5	58.0	57.4	57.2	57.9	58.7	59.5	63.9	65.4	63.6	62.5	58.6
Avg. Dist. to Rail [m]	1.7	1.9	1.9	1.0	1.9	2.8	2.8	2.9	2.9	3.9	5.0	4.9	2.5
Avg. Stride Freq. [Hz]	2.3	2.2	2.2	2.2	2.2	2.2	2.2	2.2	2.3	2.4	2.4	2.4	2.3
Avg. Stride Length [m]	7.2	7.2	7.2	7.1	7.1	7.2	7.3	7.4	7.4	7.3	7.2	6.9	6.7



- [] Ranking at each section and finish
- .-.- No data available at this section
- NA No data available



Horse/Jockey Name	Warning
Final Rank	4
Fastest Section Time (Section)	0:11.82 (800m)
Top Speed [km/h] (Section)	62.7 (1000m)
Race State	Finished

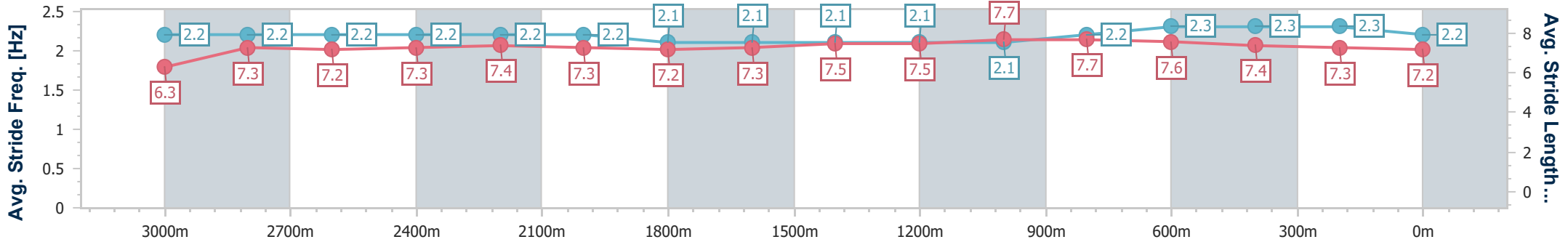
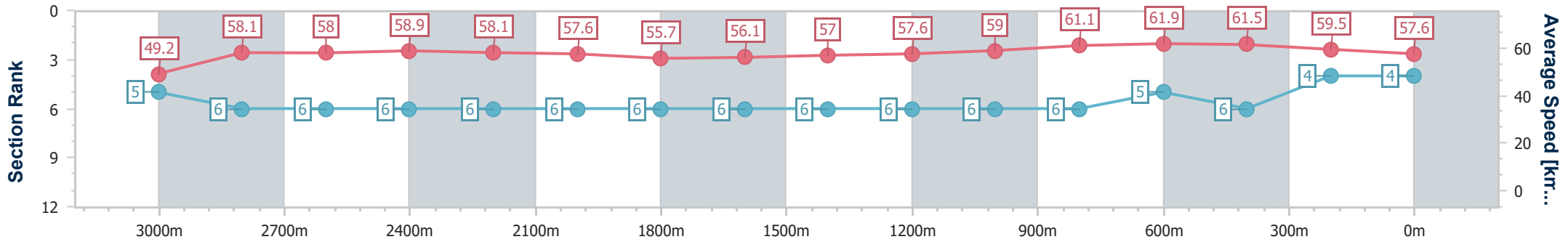


Eagle Farm QLD Professional
 Race 4: XXXX BRISBANE CUP - 3200m
 15 June 2024 - 13:29
 Track Rating: Good 4, Weather: Fine, Rail Position: +4.5m Entire



BRISBANE
 RACING CLUB

Section	2600m	2400m	2200m	2000m	1800m	1600m	1400m	1200m	1000m	800m	600m	400m	200m
Section Times	2:41.12 [6] (0:12.32)	2:28.80 [6] (0:12.34)	2:16.46 [6] (0:12.56)	2:03.90 [6] (0:12.95)	1:50.95 [6] (0:12.97)	1:37.98 [6] (0:12.79)	1:25.19 [6] (0:12.53)	1:12.66 [6] (0:12.26)	1:00.40 [6] (0:11.96)	0:48.44 [6] (0:11.82)	0:36.62 [5] (0:11.96)	0:24.66 [6] (0:12.07)	0:12.59 [4] (0:12.59)
Average Speed [km/h]	58.9	58.1	57.6	55.7	56.1	57.0	57.6	59.0	61.1	61.9	61.5	59.5	57.6
Top Speed [km/h]	59.4	59.0	58.5	56.9	57.2	58.3	58.3	59.2	62.7	62.6	62.1	61.0	58.9
Avg. Dist. to Rail [m]	2.0	2.0	1.9	0.8	2.3	2.9	2.9	3.2	3.2	4.4	3.1	3.5	4.4
Avg. Stride Freq. [Hz]	2.2	2.2	2.2	2.1	2.1	2.1	2.1	2.1	2.2	2.3	2.3	2.3	2.2
Avg. Stride Length [m]	7.3	7.4	7.3	7.2	7.3	7.5	7.5	7.7	7.7	7.6	7.4	7.3	7.2



- [] Ranking at each section and finish
- .-.- No data available at this section
- NA No data available



Horse/Jockey Name	Amade
Final Rank	5
Fastest Section Time (Section)	0:11.63 (800m)
Top Speed [km/h] (Section)	65.8 (1000m)
Race State	Finished

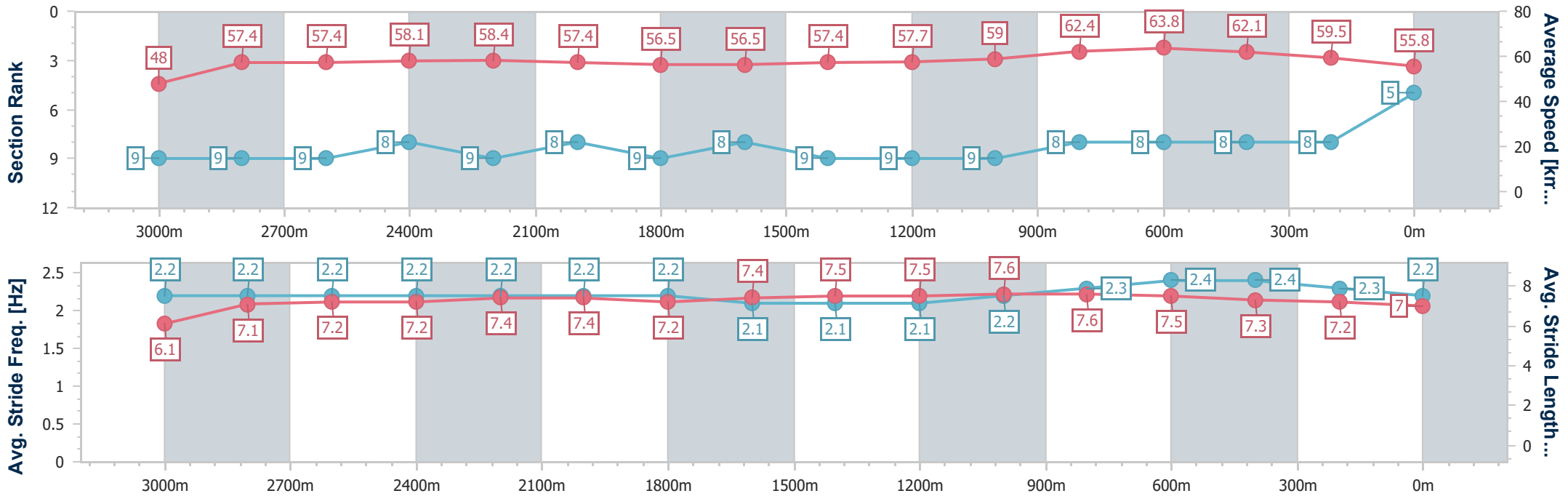


Eagle Farm QLD Professional
 Race 4: XXXX BRISBANE CUP - 3200m
 15 June 2024 - 13:29
 Track Rating: Good 4, Weather: Fine, Rail Position: +4.5m Entire



BRISBANE
RACING CLUB

Section	2600m	2400m	2200m	2000m	1800m	1600m	1400m	1200m	1000m	800m	600m	400m	200m
Section Times	2:41.00 [9] (0:12.50)	2:28.50 [8] (0:12.34)	2:16.16 [9] (0:12.55)	2:03.61 [8] (0:12.76)	1:50.85 [9] (0:12.90)	1:37.95 [8] (0:12.68)	1:25.27 [9] (0:12.56)	1:12.71 [9] (0:12.21)	1:00.50 [9] (0:11.82)	0:48.68 [8] (0:11.63)	0:37.05 [8] (0:11.95)	0:25.10 [8] (0:12.10)	0:13.00 [8] (0:13.00)
Average Speed [km/h]	58.1	58.4	57.4	56.5	56.5	57.4	57.7	59.0	62.4	63.8	62.1	59.5	55.8
Top Speed [km/h]	59.2	59.0	57.9	58.2	57.0	57.8	58.8	60.5	65.8	65.4	64.2	61.3	56.8
Avg. Dist. to Rail [m]	2.6	1.8	1.6	0.6	1.9	4.2	4.6	4.7	4.7	6.3	6.4	4.1	2.5
Avg. Stride Freq. [Hz]	2.2	2.2	2.2	2.2	2.1	2.1	2.1	2.2	2.3	2.4	2.4	2.3	2.2
Avg. Stride Length [m]	7.2	7.4	7.4	7.2	7.4	7.5	7.5	7.6	7.6	7.5	7.3	7.2	7.0



- [] Ranking at each section and finish
- .-.- No data available at this section
- NA No data available



Horse/Jockey Name	Goldman
Final Rank	6
Fastest Section Time (Section)	0:11.97 (800m)
Top Speed [km/h] (Section)	62.3 (Overall)
Race State	Finished

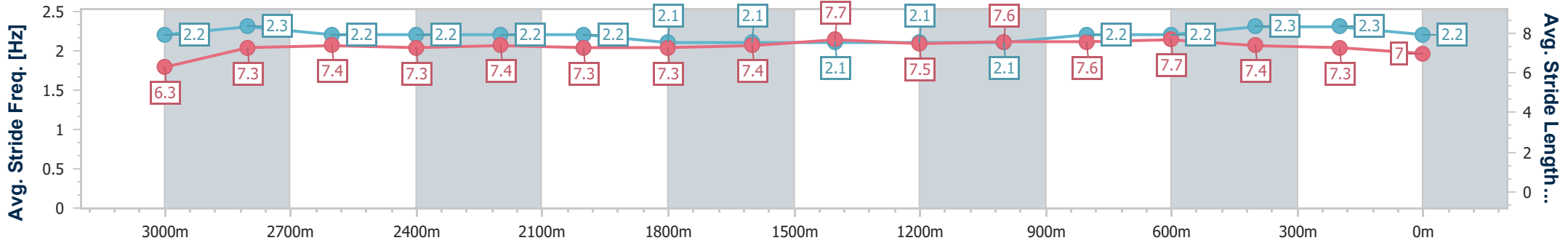
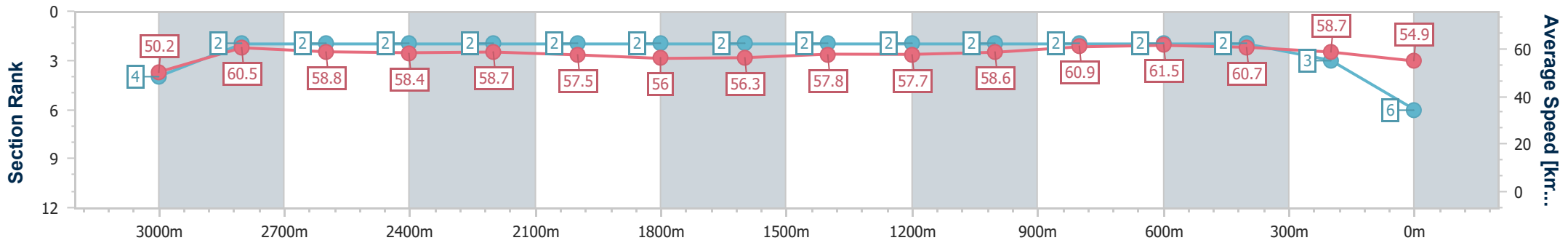


Eagle Farm QLD Professional
 Race 4: XXXX BRISBANE CUP - 3200m
 15 June 2024 - 13:29
 Track Rating: Good 4, Weather: Fine, Rail Position: +4.5m Entire



BRISBANE RACING CLUB

Section	2600m	2400m	2200m	2000m	1800m	1600m	1400m	1200m	1000m	800m	600m	400m	200m
Section Times	2:42.39 [2] (0:12.45)	2:29.94 [2] (0:12.25)	2:17.69 [2] (0:12.55)	2:05.14 [2] (0:12.97)	1:52.17 [2] (0:12.98)	1:39.19 [2] (0:12.76)	1:26.43 [2] (0:12.51)	1:13.92 [2] (0:12.34)	1:01.58 [2] (0:12.07)	0:49.51 [2] (0:11.97)	0:37.54 [2] (0:12.06)	0:25.48 [2] (0:12.28)	0:13.20 [3] (0:13.20)
Average Speed [km/h]	58.4	58.7	57.5	56.0	56.3	57.8	57.7	58.6	60.9	61.5	60.7	58.7	54.9
Top Speed [km/h]	59.4	59.4	59.2	56.5	57.3	58.2	58.4	59.1	62.0	62.1	62.1	60.1	57.5
Avg. Dist. to Rail [m]	2.8	2.4	1.4	1.2	3.8	5.8	5.2	4.8	4.9	4.4	3.7	2.1	0.9
Avg. Stride Freq. [Hz]	2.2	2.2	2.2	2.1	2.1	2.1	2.1	2.1	2.2	2.2	2.3	2.3	2.2
Avg. Stride Length [m]	7.3	7.4	7.3	7.3	7.4	7.7	7.5	7.6	7.6	7.7	7.4	7.3	7.0



- [] Ranking at each section and finish
- .-.- No data available at this section
- NA No data available



Horse/Jockey Name	Tapildoodleo
Final Rank	7
Fastest Section Time (Section)	0:11.86 (800m)
Top Speed [km/h] (Section)	62.4 (800m)
Race State	Finished

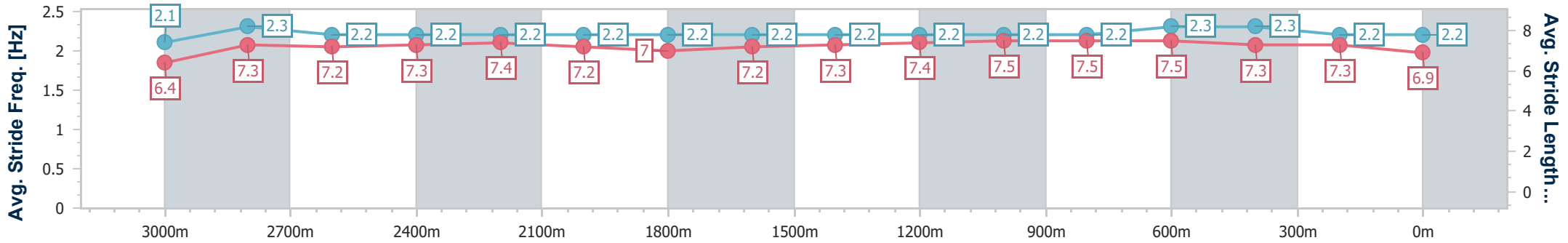
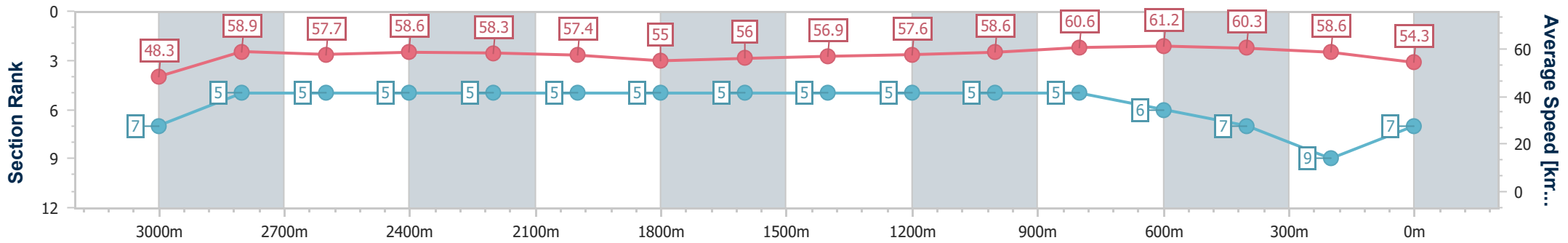


Eagle Farm QLD Professional
 Race 4: XXXX BRISBANE CUP - 3200m
 15 June 2024 - 13:29
 Track Rating: Good 4, Weather: Fine, Rail Position: +4.5m Entire



BRISBANE RACING CLUB

Section	2600m	2400m	2200m	2000m	1800m	1600m	1400m	1200m	1000m	800m	600m	400m	200m
Section Times	2:42.23 [5] (0:12.33)	2:29.90 [5] (0:12.38)	2:17.52 [5] (0:12.51)	2:05.01 [5] (0:13.02)	1:51.99 [5] (0:12.95)	1:39.04 [5] (0:12.75)	1:26.29 [5] (0:12.50)	1:13.79 [5] (0:12.33)	1:01.46 [5] (0:11.99)	0:49.47 [5] (0:11.86)	0:37.61 [6] (0:12.05)	0:25.56 [7] (0:12.29)	0:13.27 [9] (0:13.27)
Average Speed [km/h]	58.6	58.3	57.4	55.0	56.0	56.9	57.6	58.6	60.6	61.2	60.3	58.6	54.3
Top Speed [km/h]	59.8	58.9	58.4	55.9	57.2	57.6	58.0	59.6	62.1	62.4	61.9	62.2	55.3
Avg. Dist. to Rail [m]	0.6	0.2	0.8	0.8	1.3	2.1	2.0	1.8	1.8	2.2	1.6	0.8	0.9
Avg. Stride Freq. [Hz]	2.2	2.2	2.2	2.2	2.2	2.2	2.2	2.2	2.2	2.3	2.3	2.2	2.2
Avg. Stride Length [m]	7.3	7.4	7.2	7.0	7.2	7.3	7.4	7.5	7.5	7.5	7.3	7.3	6.9



- [] Ranking at each section and finish
- .-.- No data available at this section
- NA No data available



Horse/Jockey Name	Knights Order
Final Rank	8
Fastest Section Time (Section)	0:11.97 (1000m)
Top Speed [km/h] (Section)	62.0 (Overall)
Race State	Finished

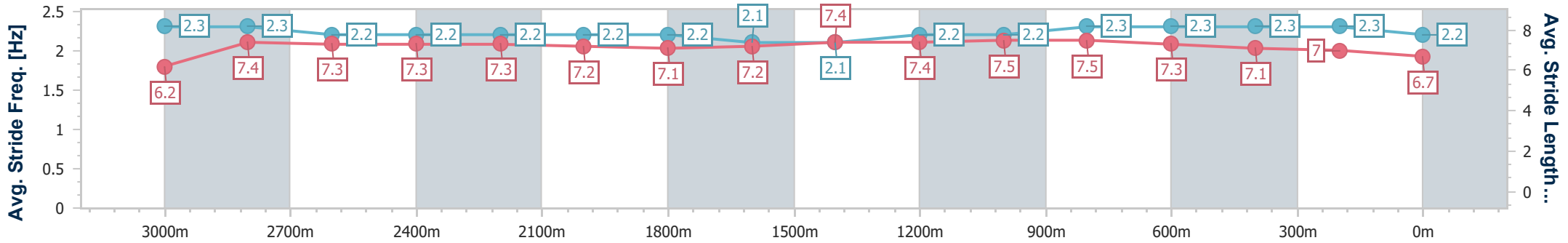
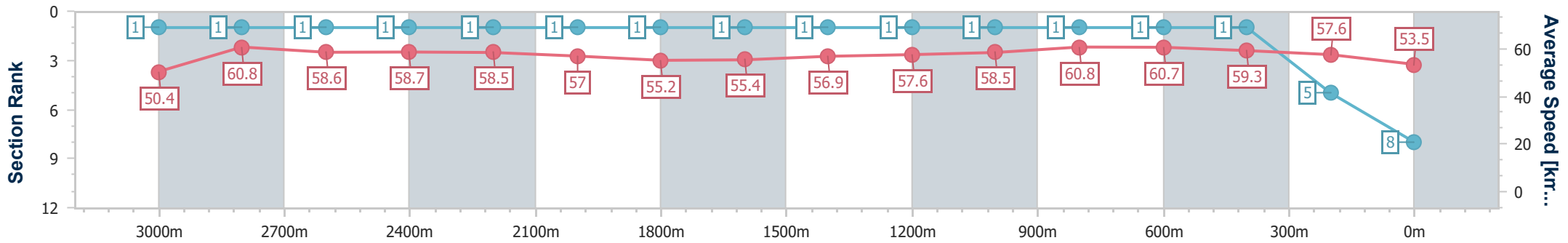


Eagle Farm QLD Professional
 Race 4: XXXX BRISBANE CUP - 3200m
 15 June 2024 - 13:29
 Track Rating: Good 4, Weather: Fine, Rail Position: +4.5m Entire



BRISBANE RACING CLUB

Section	2600m	2400m	2200m	2000m	1800m	1600m	1400m	1200m	1000m	800m	600m	400m	200m
Section Times	2:43.06 [1] (0:12.26)	2:30.80 [1] (0:12.27)	2:18.53 [1] (0:12.67)	2:05.86 [1] (0:12.99)	1:52.87 [1] (0:13.02)	1:39.85 [1] (0:12.76)	1:27.09 [1] (0:12.50)	1:14.59 [1] (0:12.30)	1:02.29 [1] (0:11.97)	0:50.32 [1] (0:12.04)	0:38.28 [1] (0:12.21)	0:26.07 [1] (0:12.52)	0:13.55 [5] (0:13.55)
Average Speed [km/h]	58.7	58.5	57.0	55.2	55.4	56.9	57.6	58.5	60.8	60.7	59.3	57.6	53.5
Top Speed [km/h]	59.5	59.1	58.5	55.8	55.9	57.6	57.8	59.6	61.7	61.5	60.4	58.9	55.2
Avg. Dist. to Rail [m]	0.3	0.3	0.4	0.8	0.7	1.5	1.4	1.4	2.0	3.3	1.4	0.5	1.2
Avg. Stride Freq. [Hz]	2.2	2.2	2.2	2.2	2.1	2.1	2.2	2.2	2.3	2.3	2.3	2.3	2.2
Avg. Stride Length [m]	7.3	7.3	7.2	7.1	7.2	7.4	7.4	7.5	7.5	7.3	7.1	7.0	6.7



- [] Ranking at each section and finish
- .-.- No data available at this section
- NA No data available



Horse/Jockey Name	Casual Connection
Final Rank	9
Fastest Section Time (Section)	0:11.89 (800m)
Top Speed [km/h] (Section)	62.2 (600m)
Race State	Finished

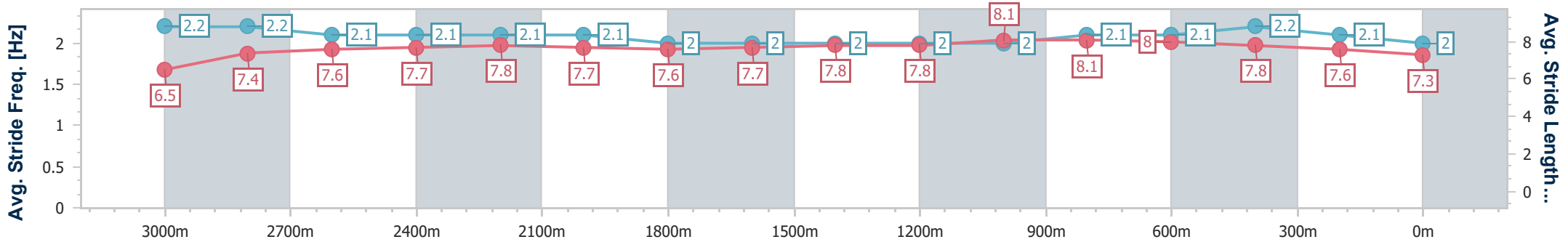
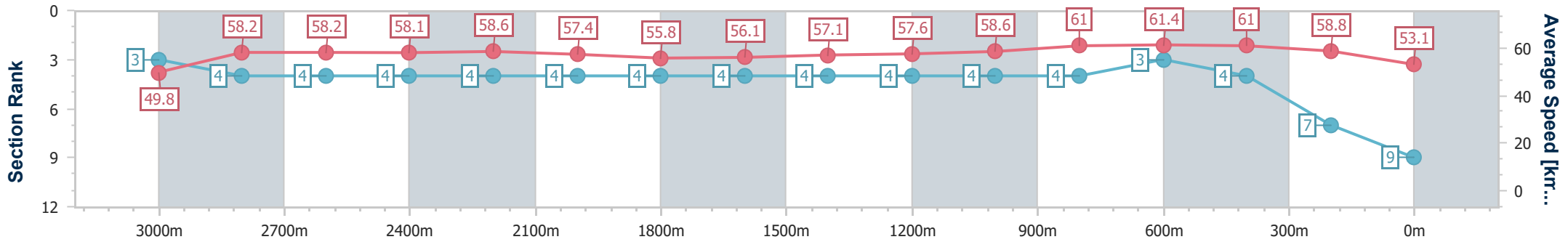


Eagle Farm QLD Professional
 Race 4: XXXX BRISBANE CUP - 3200m
 15 June 2024 - 13:29
 Track Rating: Good 4, Weather: Fine, Rail Position: +4.5m Entire



BRISBANE RACING CLUB

Section	2600m	2400m	2200m	2000m	1800m	1600m	1400m	1200m	1000m	800m	600m	400m	200m
Section Times	2:42.61 [4] (0:12.49)	2:30.12 [4] (0:12.26)	2:17.86 [4] (0:12.55)	2:05.31 [4] (0:12.98)	1:52.33 [4] (0:12.99)	1:39.34 [4] (0:12.80)	1:26.54 [4] (0:12.52)	1:14.02 [4] (0:12.32)	1:01.70 [4] (0:11.92)	0:49.78 [4] (0:11.89)	0:37.89 [3] (0:11.97)	0:25.92 [4] (0:12.31)	0:13.61 [7] (0:13.61)
Average Speed [km/h]	58.1	58.6	57.4	55.8	56.1	57.1	57.6	58.6	61.0	61.4	61.0	58.8	53.1
Top Speed [km/h]	58.8	59.5	59.0	56.5	57.4	57.7	58.3	59.2	62.2	62.1	62.2	61.1	55.9
Avg. Dist. to Rail [m]	2.2	2.0	1.4	0.7	2.8	3.9	3.5	2.9	2.6	2.9	3.2	2.7	3.1
Avg. Stride Freq. [Hz]	2.1	2.1	2.1	2.0	2.0	2.0	2.0	2.0	2.1	2.1	2.2	2.1	2.0
Avg. Stride Length [m]	7.7	7.8	7.7	7.6	7.7	7.8	7.8	8.1	8.1	8.0	7.8	7.6	7.3



- [] Ranking at each section and finish
- .-.- No data available at this section
- NA No data available



Horse/Jockey Name	Selino
Final Rank	10
Fastest Section Time (Section)	0:11.74 (800m)
Top Speed [km/h] (Section)	64.3 (800m)
Race State	Finished

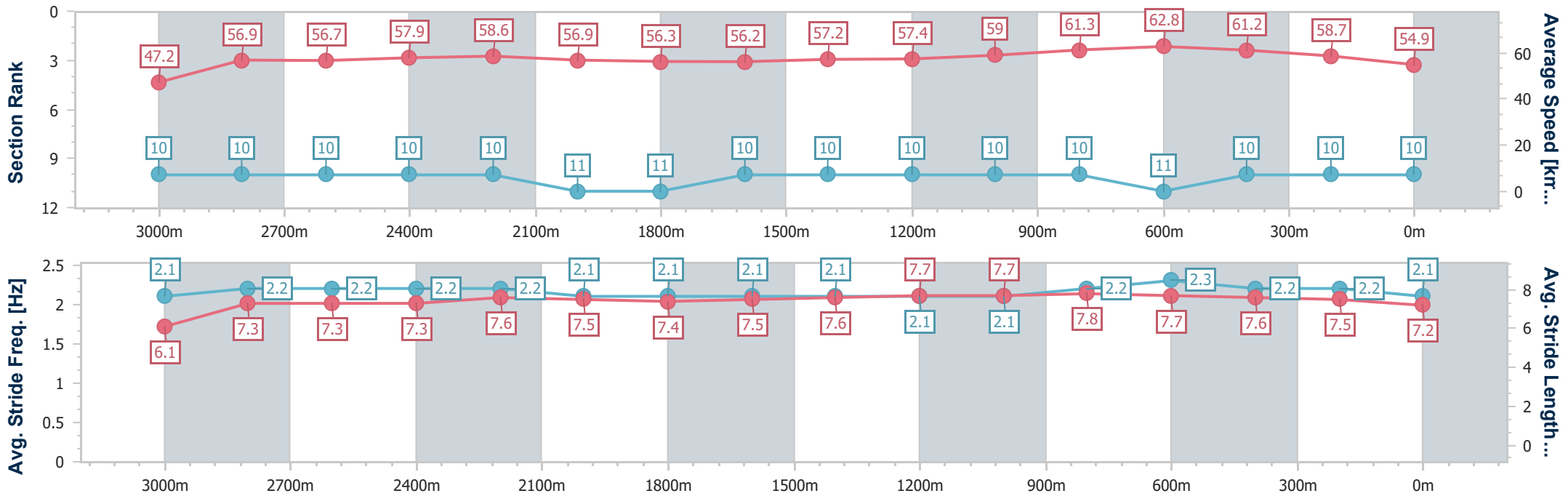


Eagle Farm QLD Professional
 Race 4: XXXX BRISBANE CUP - 3200m
 15 June 2024 - 13:29
 Track Rating: Good 4, Weather: Fine, Rail Position: +4.5m Entire



BRISBANE RACING CLUB

Section	2600m	2400m	2200m	2000m	1800m	1600m	1400m	1200m	1000m	800m	600m	400m	200m
Section Times	2:41.50 [10] (0:12.41)	2:29.09 [10] (0:12.27)	2:16.82 [10] (0:12.68)	2:04.14 [11] (0:12.79)	1:51.35 [11] (0:12.91)	1:38.44 [10] (0:12.65)	1:25.79 [10] (0:12.53)	1:13.26 [10] (0:12.26)	1:01.00 [10] (0:11.86)	0:49.14 [10] (0:11.74)	0:37.40 [11] (0:11.96)	0:25.44 [10] (0:12.29)	0:13.15 [10] (0:13.15)
Average Speed [km/h]	57.9	58.6	56.9	56.3	56.2	57.2	57.4	59.0	61.3	62.8	61.2	58.7	54.9
Top Speed [km/h]	59.6	59.6	57.6	57.2	56.8	57.5	58.1	60.1	63.7	64.3	62.2	60.4	56.4
Avg. Dist. to Rail [m]	0.2	0.1	0.4	0.5	1.1	1.7	1.8	2.0	2.5	4.8	3.5	2.5	4.3
Avg. Stride Freq. [Hz]	2.2	2.2	2.1	2.1	2.1	2.1	2.1	2.1	2.2	2.3	2.2	2.2	2.1
Avg. Stride Length [m]	7.3	7.6	7.5	7.4	7.5	7.6	7.7	7.7	7.8	7.7	7.6	7.5	7.2



- [] Ranking at each section and finish
- .-.- No data available at this section
- NA No data available



Horse/Jockey Name	Tappy's Lad
Final Rank	11
Fastest Section Time (Section)	0:12.16 (1000m)
Top Speed [km/h] (Section)	61.0 (800m)
Race State	Finished

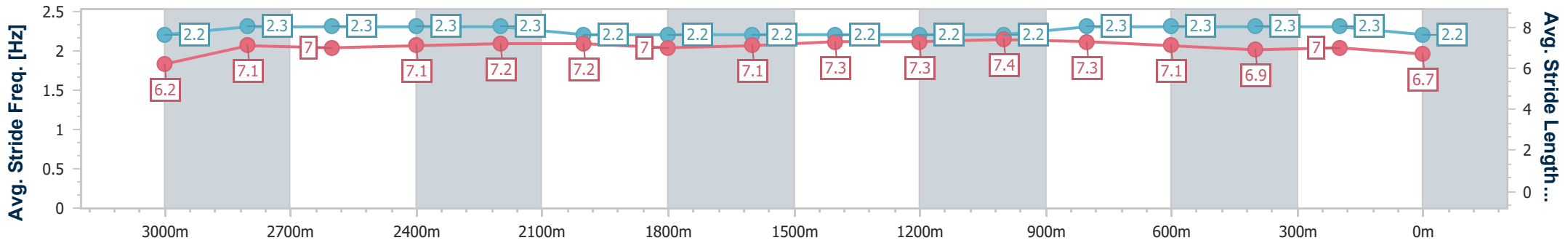
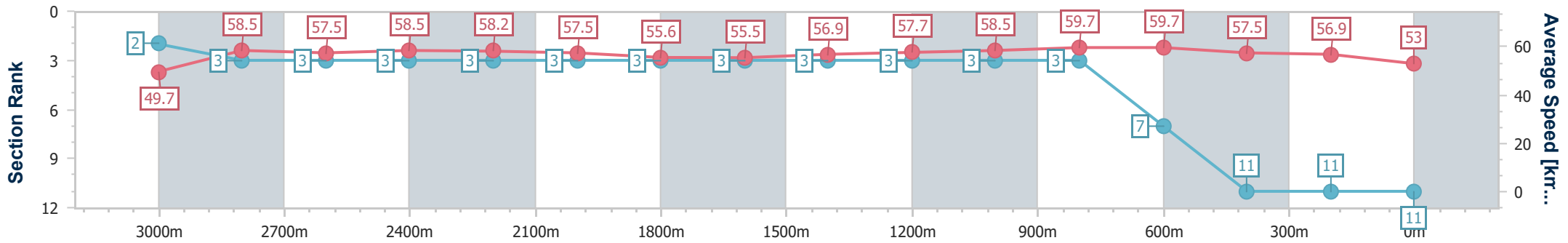


Eagle Farm QLD Professional
 Race 4: XXXX BRISBANE CUP - 3200m
 15 June 2024 - 13:29
 Track Rating: Good 4, Weather: Fine, Rail Position: +4.5m Entire



BRISBANE RACING CLUB

Section	2600m	2400m	2200m	2000m	1800m	1600m	1400m	1200m	1000m	800m	600m	400m	200m
Section Times	2:43.88 [3] (0:12.31)	2:31.57 [3] (0:12.33)	2:19.24 [3] (0:12.53)	2:06.71 [3] (0:13.01)	1:53.70 [3] (0:12.98)	1:40.72 [3] (0:12.73)	1:27.99 [3] (0:12.52)	1:15.47 [3] (0:12.33)	1:03.14 [3] (0:12.16)	0:50.98 [3] (0:12.18)	0:38.80 [7] (0:12.52)	0:26.28 [11] (0:12.67)	0:13.61 [11] (0:13.61)
Average Speed [km/h]	58.5	58.2	57.5	55.6	55.5	56.9	57.7	58.5	59.7	59.7	57.5	56.9	53.0
Top Speed [km/h]	59.2	58.7	58.3	55.7	56.3	58.0	58.2	59.0	60.8	61.0	59.5	57.7	55.3
Avg. Dist. to Rail [m]	0.8	0.6	0.2	0.5	1.1	1.8	1.8	2.0	2.2	2.0	0.5	2.3	4.0
Avg. Stride Freq. [Hz]	2.3	2.3	2.2	2.2	2.2	2.2	2.2	2.2	2.3	2.3	2.3	2.3	2.2
Avg. Stride Length [m]	7.1	7.2	7.2	7.0	7.1	7.3	7.3	7.4	7.3	7.1	6.9	7.0	6.7



- [] Ranking at each section and finish
- .-.- No data available at this section
- NA No data available