



Toowoomba QLD Professional

Race 3: WESTERN CLYDESDALES BENCHMARK 60 Handicap - 2000m

15 June 2024 - 18:00



Track Rating: Good, Weather: Overcast, Rail Position: +2m Entire

Section														
Field Times	Overall	1800m	1600m	1400m	1200m	1000m	800m	Last 600m						
	2:05.99 (0:15.47)	1:50.52 (0:11.76)	1:38.76 (0:11.79)	1:26.97 (0:12.32)	1:14.65 (0:12.90)	1:01.75 (0:13.34)	0:48.41 (0:12.36)	0:36.05						
Rank	TAB	Horse/Jockey	Barrier	Top Speed [km/h]	Fastest Section								Distance Travelled [m]	
1	1	LUCKY EXCHANGE Les Tilley	7	63.5 400m	0:11.74 400m	2:05.99 [1] (0:16.04)	1:49.95 [5] (0:12.57)	1:37.38 [5] (0:12.26)	1:25.12 [5] (0:12.33)	1:12.79 [5] (0:12.25)	1:00.54 [5] (0:12.69)	0:47.85 [4] (0:12.23)	0:35.62	
2	4	MORDECAI Anthony Allen	2	62.3 400m	0:11.91 600m	2:06.20 [2] (0:15.54)	1:50.66 [2] (0:12.78)	1:37.88 [4] (0:12.38)	1:25.50 [4] (0:12.26)	1:13.24 [4] (0:12.45)	1:00.79 [4] (0:12.84)	0:47.95 [5] (0:12.08)	0:35.87	-4
3	8	ZOU ZOUAMORE Nozi Tomizawa	9	62.1 1600m	0:11.62 1800m	2:06.61 [3] (0:15.61)	1:51.00 [3] (0:11.62)	1:39.38 [1] (0:11.79)	1:27.59 [1] (0:12.32)	1:15.27 [1] (0:12.90)	1:02.37 [1] (0:13.34)	0:49.03 [1] (0:12.36)	0:36.67	-13
4	10	DESHORENTE Luke Tarrant	8	61.0 600m	0:12.10 1400m	2:06.67 [4] (0:15.47)	1:51.20 [1] (0:12.49)	1:38.71 [2] (0:12.26)	1:26.45 [2] (0:12.10)	1:14.35 [2] (0:12.59)	1:01.76 [2] (0:12.90)	0:48.86 [2] (0:12.16)	0:36.70	-11
5	9	ROYAL GEORGE Olivia Webb	1	61.4 400m	0:11.95 600m	2:06.96 [5] (0:16.10)	1:50.86 [6] (0:12.66)	1:38.20 [6] (0:12.48)	1:25.72 [7] (0:12.26)	1:13.46 [6] (0:12.19)	1:01.27 [6] (0:12.79)	0:48.48 [6] (0:12.19)	0:36.29	-12
6	12	GINASUE Girish Goomany	4	62.0 1600m	0:12.06 600m	2:07.02 [6] (0:16.24)	1:50.78 [7] (0:12.65)	1:38.13 [7] (0:12.28)	1:25.85 [6] (0:12.35)	1:13.50 [7] (0:12.25)	1:01.25 [7] (0:12.71)	0:48.54 [6] (0:12.19)	0:36.35	+1
7	6	BILPA MOREA Madeleine Wishart	10	61.4 600m	0:12.21 600m	2:07.38 [7] (0:15.65)	1:51.73 [4] (0:12.55)	1:39.18 [3] (0:12.34)	1:26.84 [3] (0:12.23)	1:14.61 [3] (0:12.40)	1:02.21 [3] (0:12.79)	0:49.42 [3] (0:12.32)	0:37.10	+2
8	3	CLEAR BLONDE Georgina Cartwright	12	61.5 600m	0:12.06 800m	2:07.82 [8] (0:16.34)	1:51.48 [8] (0:12.83)	1:38.65 [9] (0:12.34)	1:26.31 [9] (0:12.36)	1:13.95 [9] (0:12.11)	1:01.84 [8] (0:12.82)	0:49.02 [9] (0:12.06)	0:36.96	+0
9	11	ALERT AND READY Alisha Donald	3	61.9 600m	0:12.14 800m	2:08.15 [9] (0:16.44)	1:51.71 [9] (0:12.68)	1:39.03 [8] (0:12.32)	1:26.71 [8] (0:12.32)	1:14.39 [8] (0:12.26)	1:02.13 [9] (0:12.77)	0:49.36 [8] (0:12.14)	0:37.22	-5

Scratched: Sea Treasures (#2), Brave Boy (#7), Whyteepee (#5)

[] Ranking at each section and finish
 -:-:- No data available at this section
 NA No data available

SCN Saddle cloth number
 DNF Did not finish
 DNT Did not track



Toowoomba QLD Professional

Race 3: WESTERN CLYDESDALES BENCHMARK 60 Handicap - 2000m

15 June 2024 - 18:00



Track Rating: Good, Weather: Overcast, Rail Position: +2m Entire

Section		600m			400m		200m		Last 600m		
Field Times		0:36.05 (0:11.97)			0:24.08 (0:12.15)		0:11.93 (0:11.93)		0:36.05		
Rank	TAB	Horse/Jockey	Barrier	Top Speed [km/h]	Fastest Section	Margin			Distance Travelled [m]		
1	1	LUCKY EXCHANGE Les Tilley	7	63.5 400m	0:11.74 400m	0:35.62 [5] (0:12.06)	0:23.56 [4] (0:11.74)	0:11.82 [2] (0:11.82)	2:05.99	0:35.62	
2	4	MORDECAI Anthony Allen	2	62.3 400m	0:11.91 600m	0:35.87 [4] (0:11.91)	0:23.96 [3] (0:11.98)	0:11.98 [3] (0:11.98)	1L	0:35.87	-4
3	8	ZOU ZOUAMORE Nozi Tomizawa	9	62.1 1600m	0:11.62 1800m	0:36.67 [1] (0:11.97)	0:24.70 [1] (0:12.15)	0:12.55 [1] (0:12.55)	3.3L	0:36.67	-13
4	10	DESHORENTE Luke Tarrant	8	61.0 600m	0:12.10 1400m	0:36.70 [2] (0:12.10)	0:24.60 [2] (0:12.24)	0:12.36 [4] (0:12.36)	3.5L	0:36.70	-11
5	9	ROYAL GEORGE Olivia Webb	1	61.4 400m	0:11.95 600m	0:36.29 [6] (0:11.95)	0:24.34 [6] (0:12.02)	0:12.32 [5] (0:12.32)	5L	0:36.29	-12
6	12	GINASUE Girish Goomany	4	62.0 1600m	0:12.06 600m	0:36.35 [7] (0:12.06)	0:24.29 [7] (0:12.10)	0:12.19 [6] (0:12.19)	5.2L	0:36.35	+1
7	6	BILPA MOREA Madeleine Wishart	10	61.4 600m	0:12.21 600m	0:37.10 [3] (0:12.21)	0:24.89 [5] (0:12.34)	0:12.55 [7] (0:12.55)	7.2L	0:37.10	+2
8	3	CLEAR BLONDE Georgina Cartwright	12	61.5 600m	0:12.06 800m	0:36.96 [8] (0:12.35)	0:24.61 [9] (0:12.23)	0:12.38 [9] (0:12.38)	9.7L	0:36.96	+0
9	11	ALERT AND READY Alisha Donald	3	61.9 600m	0:12.14 800m	0:37.22 [9] (0:12.22)	0:25.00 [8] (0:12.28)	0:12.72 [8] (0:12.72)	11.5L	0:37.22	-5

Scratched: Sea Treasures (#2), Brave Boy (#7), Whyteepee (#5)

[] Ranking at each section and finish
 -:-:- No data available at this section
 NA No data available

SCN Saddle cloth number
 DNF Did not finish
 DNT Did not track



Horse/Jockey Name	Lucky Exchange
Final Rank	1
Fastest Section Time (Section)	0:11.74 (400m)
Top Speed [km/h] (Section)	63.5 (400m)
Race State	Finished



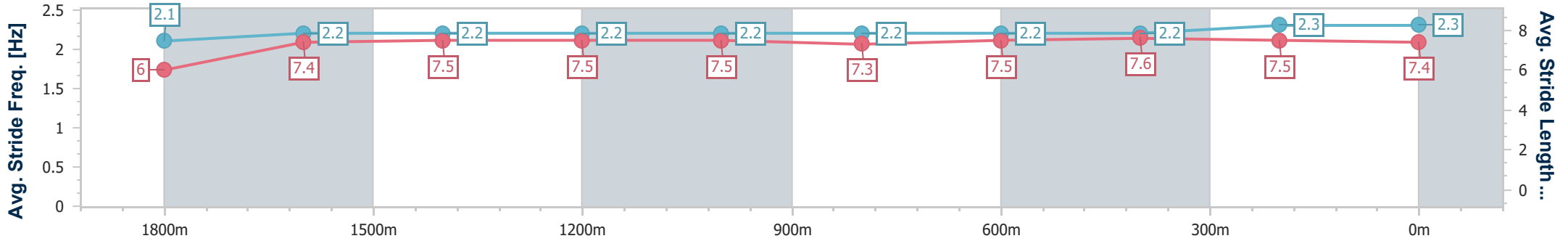
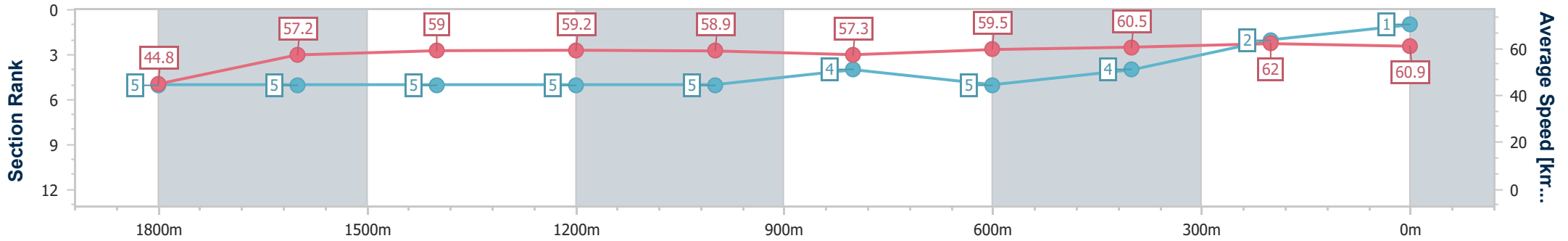
Toowoomba QLD Professional
Race 3: WESTERN CLYDESDALES BENCHMARK 60 Handicap - 2000m



15 June 2024 - 18:00

Track Rating: Good, Weather: Overcast, Rail Position: +2m Entire

Section	Overall	1800m	1600m	1400m	1200m	1000m	800m	600m	400m	200m
Section Times	2:05.99 [1] (0:16.04)	1:49.95 [5] (0:12.57)	1:37.38 [5] (0:12.26)	1:25.12 [5] (0:12.33)	1:12.79 [5] (0:12.25)	1:00.54 [5] (0:12.69)	0:47.85 [4] (0:12.23)	0:35.62 [5] (0:12.06)	0:23.56 [4] (0:11.74)	0:11.82 [2] (0:11.82)
Average Speed [km/h]	44.8	57.2	59.0	59.2	58.9	57.3	59.5	60.5	62.0	60.9
Top Speed [km/h]	57.3	57.8	60.4	60.4	60.2	60.0	60.9	61.4	63.5	63.4
Avg. Dist. to Rail [m]	2.3	1.0	1.5	2.3	3.2	3.5	2.5	2.9	3.5	3.8
Avg. Stride Freq. [Hz]	2.1	2.2	2.2	2.2	2.2	2.2	2.2	2.2	2.3	2.3
Avg. Stride Length [m]	6.0	7.4	7.5	7.5	7.5	7.3	7.5	7.6	7.5	7.4



- [] Ranking at each section and finish
- .-.- No data available at this section
- NA No data available



Horse/Jockey Name	Mordecai
Final Rank	2
Fastest Section Time (Section)	0:11.91 (600m)
Top Speed [km/h] (Section)	62.3 (400m)
Race State	Finished



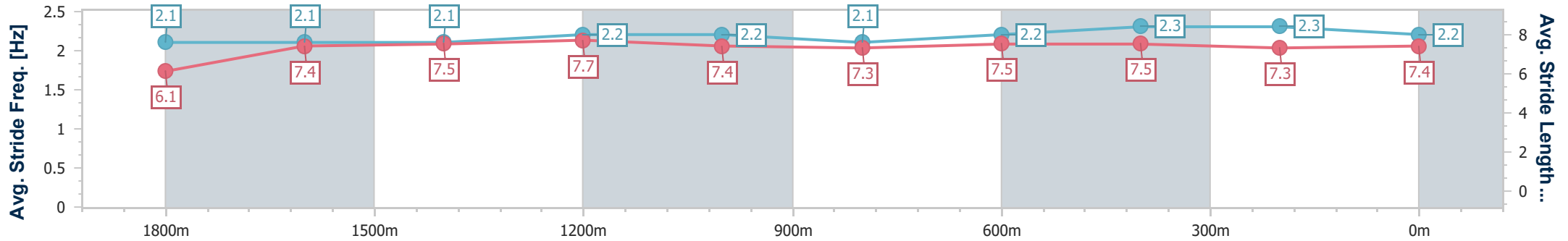
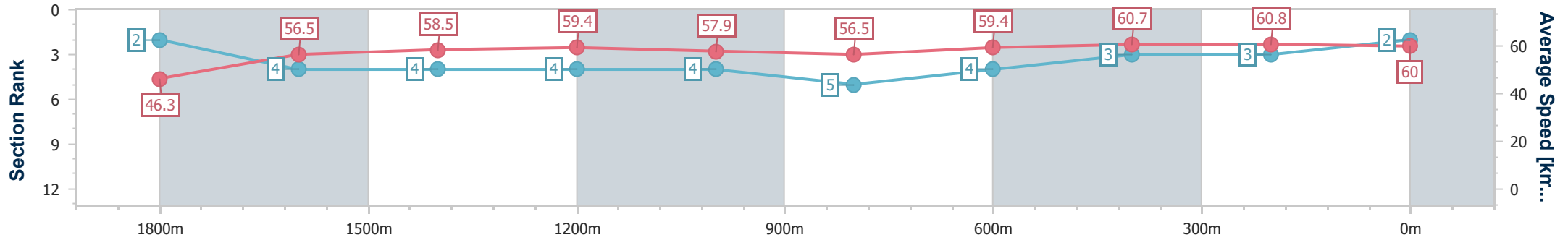
Toowoomba QLD Professional
Race 3: WESTERN CLYDESDALES BENCHMARK 60 Handicap - 2000m



15 June 2024 - 18:00

Track Rating: Good, Weather: Overcast, Rail Position: +2m Entire

Section	Overall	1800m	1600m	1400m	1200m	1000m	800m	600m	400m	200m
Section Times	2:06.20 [2] (0:15.54)	1:50.66 [2] (0:12.78)	1:37.88 [4] (0:12.38)	1:25.50 [4] (0:12.26)	1:13.24 [4] (0:12.45)	1:00.79 [4] (0:12.84)	0:47.95 [5] (0:12.08)	0:35.87 [4] (0:11.91)	0:23.96 [3] (0:11.98)	0:11.98 [3] (0:11.98)
Average Speed [km/h]	46.3	56.5	58.5	59.4	57.9	56.5	59.4	60.7	60.8	60.0
Top Speed [km/h]	57.0	58.3	60.1	60.3	60.5	58.1	60.8	62.0	62.3	61.3
Avg. Dist. to Rail [m]	2.0	0.6	1.9	1.7	2.6	2.2	0.9	0.7	3.4	3.0
Avg. Stride Freq. [Hz]	2.1	2.1	2.1	2.2	2.2	2.1	2.2	2.3	2.3	2.2
Avg. Stride Length [m]	6.1	7.4	7.5	7.7	7.4	7.3	7.5	7.5	7.3	7.4



- [] Ranking at each section and finish
- .-.- No data available at this section
- NA No data available



Horse/Jockey Name	Zou Zouamore
Final Rank	3
Fastest Section Time (Section)	0:11.62 (1800m)
Top Speed [km/h] (Section)	62.1 (1600m)
Race State	Finished



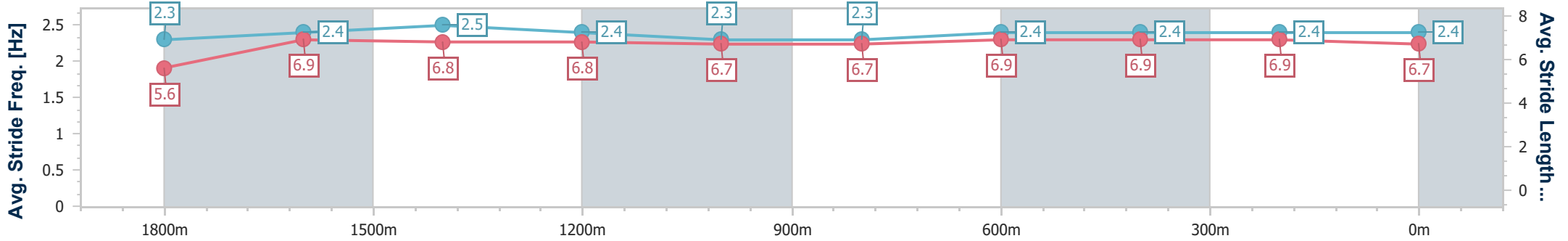
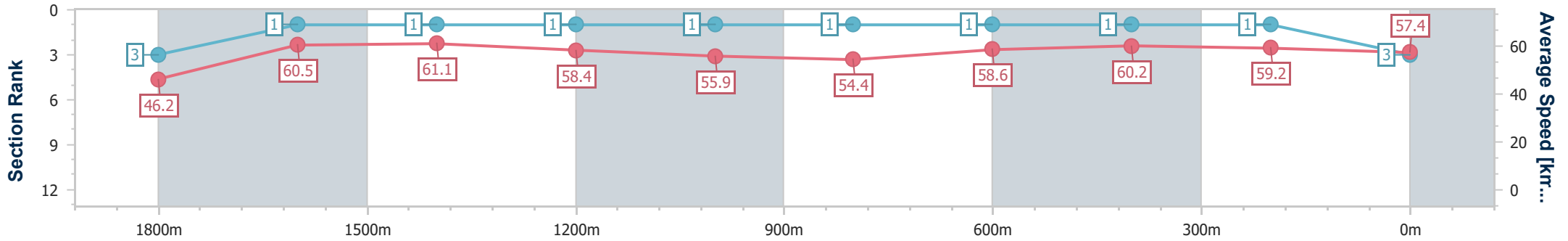
Toowoomba QLD Professional
Race 3: WESTERN CLYDESDALES BENCHMARK 60 Handicap - 2000m



15 June 2024 - 18:00

Track Rating: Good, Weather: Overcast, Rail Position: +2m Entire

Section	Overall	1800m	1600m	1400m	1200m	1000m	800m	600m	400m	200m
Section Times	2:06.61 [3] (0:15.61)	1:51.00 [3] (0:11.62)	1:39.38 [1] (0:11.79)	1:27.59 [1] (0:12.32)	1:15.27 [1] (0:12.90)	1:02.37 [1] (0:13.34)	0:49.03 [1] (0:12.36)	0:36.67 [1] (0:11.97)	0:24.70 [1] (0:12.15)	0:12.55 [1] (0:12.55)
Average Speed [km/h]	46.2	60.5	61.1	58.4	55.9	54.4	58.6	60.2	59.2	57.4
Top Speed [km/h]	60.3	61.7	62.1	61.5	57.3	56.4	61.3	62.0	60.4	59.4
Avg. Dist. to Rail [m]	3.6	4.5	1.1	0.4	2.2	1.9	2.0	0.8	1.1	0.8
Avg. Stride Freq. [Hz]	2.3	2.4	2.5	2.4	2.3	2.3	2.4	2.4	2.4	2.4
Avg. Stride Length [m]	5.6	6.9	6.8	6.8	6.7	6.7	6.9	6.9	6.9	6.7



- [] Ranking at each section and finish
- .-.- No data available at this section
- NA No data available



Horse/Jockey Name	Deshorente
Final Rank	4
Fastest Section Time (Section)	0:12.10 (1400m)
Top Speed [km/h] (Section)	61.0 (600m)
Race State	Finished



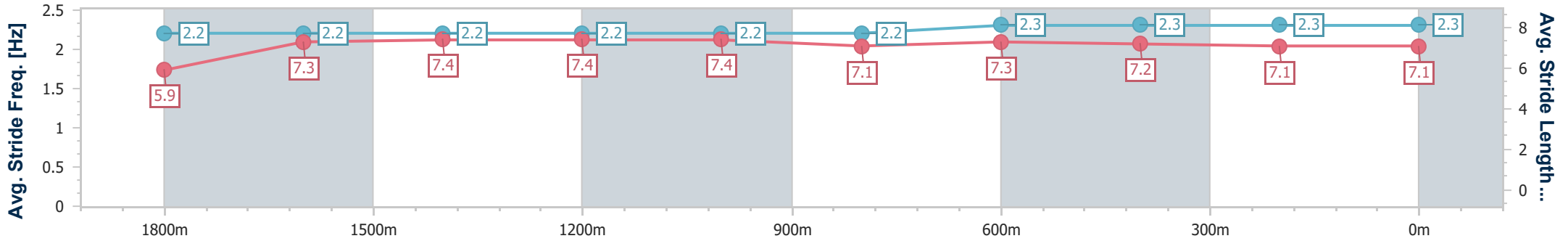
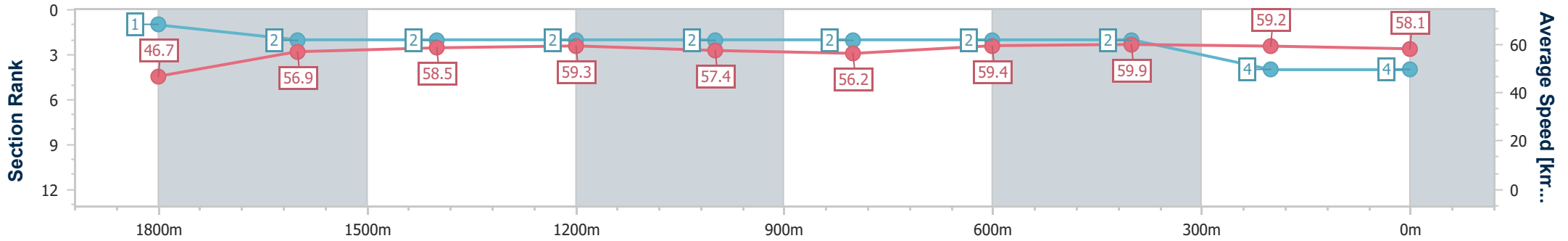
Toowoomba QLD Professional
Race 3: WESTERN CLYDESDALES BENCHMARK 60 Handicap - 2000m



15 June 2024 - 18:00

Track Rating: Good, Weather: Overcast, Rail Position: +2m Entire

Section	Overall	1800m	1600m	1400m	1200m	1000m	800m	600m	400m	200m
Section Times	2:06.67 [4] (0:15.47)	1:51.20 [1] (0:12.49)	1:38.71 [2] (0:12.26)	1:26.45 [2] (0:12.10)	1:14.35 [2] (0:12.59)	1:01.76 [2] (0:12.90)	0:48.86 [2] (0:12.16)	0:36.70 [2] (0:12.10)	0:24.60 [2] (0:12.24)	0:12.36 [4] (0:12.36)
Average Speed [km/h]	46.7	56.9	58.5	59.3	57.4	56.2	59.4	59.9	59.2	58.1
Top Speed [km/h]	57.4	58.6	60.6	59.9	58.9	58.9	60.4	61.0	59.9	59.4
Avg. Dist. to Rail [m]	2.8	2.5	0.6	0.8	1.5	1.7	1.3	1.2	1.5	0.3
Avg. Stride Freq. [Hz]	2.2	2.2	2.2	2.2	2.2	2.2	2.3	2.3	2.3	2.3
Avg. Stride Length [m]	5.9	7.3	7.4	7.4	7.4	7.1	7.3	7.2	7.1	7.1



- [] Ranking at each section and finish
- .-.- No data available at this section
- NA No data available



Horse/Jockey Name	Royal George
Final Rank	5
Fastest Section Time (Section)	0:11.95 (600m)
Top Speed [km/h] (Section)	61.4 (400m)
Race State	Finished



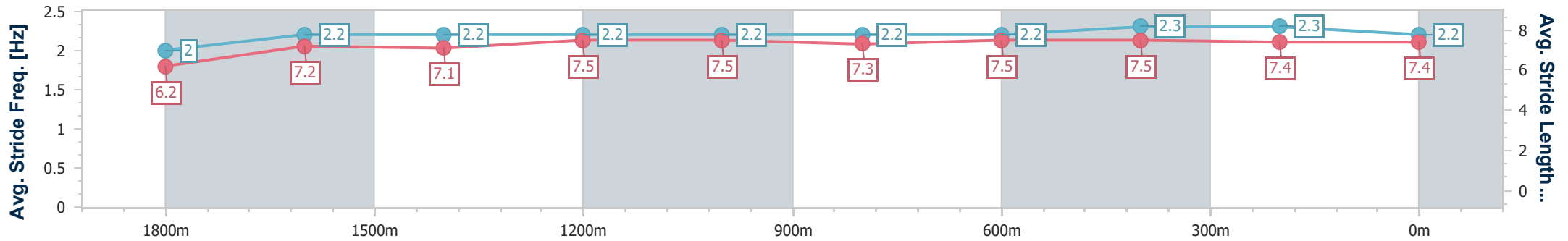
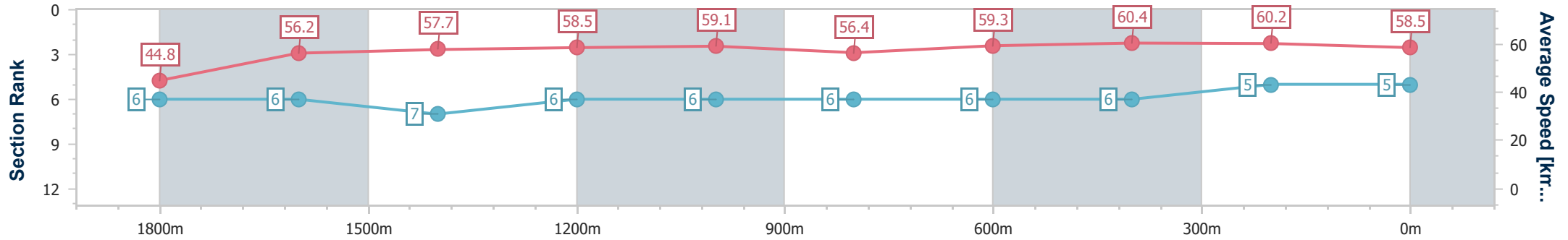
Toowoomba QLD Professional
Race 3: WESTERN CLYDESDALES BENCHMARK 60 Handicap - 2000m



15 June 2024 - 18:00

Track Rating: Good, Weather: Overcast, Rail Position: +2m Entire

Section	Overall	1800m	1600m	1400m	1200m	1000m	800m	600m	400m	200m
Section Times	2:06.96 [5] (0:16.10)	1:50.86 [6] (0:12.66)	1:38.20 [6] (0:12.48)	1:25.72 [7] (0:12.26)	1:13.46 [6] (0:12.19)	1:01.27 [6] (0:12.79)	0:48.48 [6] (0:12.19)	0:36.29 [6] (0:11.95)	0:24.34 [6] (0:12.02)	0:12.32 [5] (0:12.32)
Average Speed [km/h]	44.8	56.2	57.7	58.5	59.1	56.4	59.3	60.4	60.2	58.5
Top Speed [km/h]	57.4	57.3	59.3	61.0	60.9	57.7	59.9	61.1	61.4	61.0
Avg. Dist. to Rail [m]	2.6	2.3	0.5	0.6	0.8	1.4	0.6	0.7	0.7	0.7
Avg. Stride Freq. [Hz]	2.0	2.2	2.2	2.2	2.2	2.2	2.2	2.3	2.3	2.2
Avg. Stride Length [m]	6.2	7.2	7.1	7.5	7.5	7.3	7.5	7.5	7.4	7.4



- [] Ranking at each section and finish
- .-.- No data available at this section
- NA No data available



Horse/Jockey Name	Ginasue
Final Rank	6
Fastest Section Time (Section)	0:12.06 (600m)
Top Speed [km/h] (Section)	62.0 (1600m)
Race State	Finished



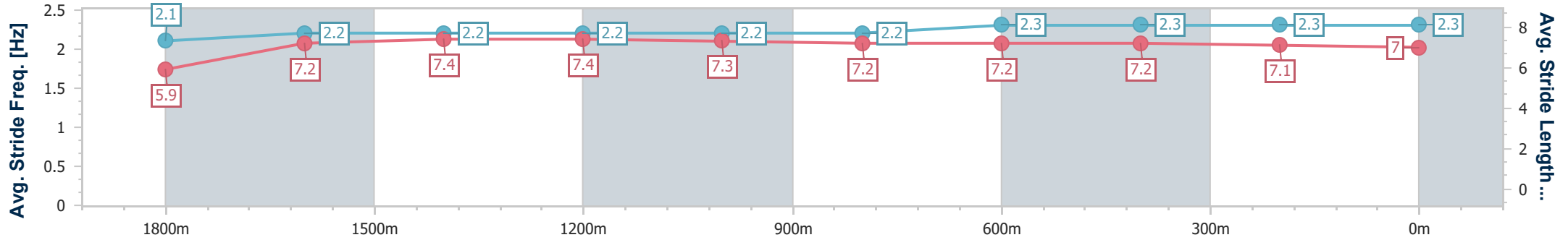
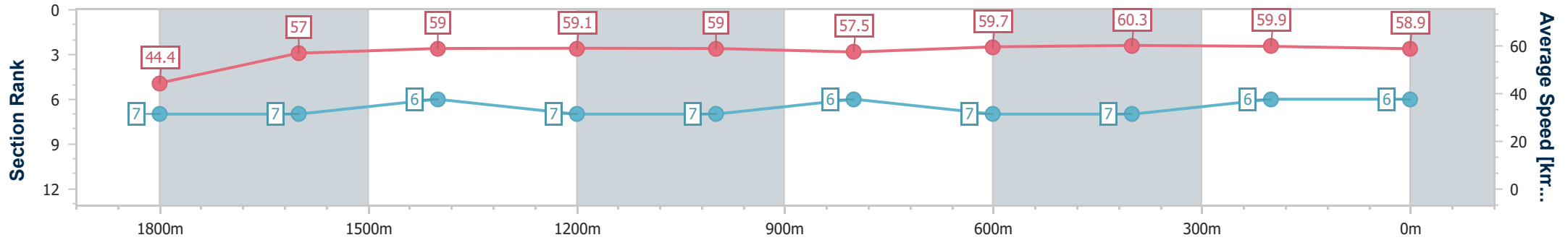
Toowoomba QLD Professional
Race 3: WESTERN CLYDESDALES BENCHMARK 60 Handicap - 2000m



15 June 2024 - 18:00

Track Rating: Good, Weather: Overcast, Rail Position: +2m Entire

Section	Overall	1800m	1600m	1400m	1200m	1000m	800m	600m	400m	200m
Section Times	2:07.02 [6] (0:16.24)	1:50.78 [7] (0:12.65)	1:38.13 [7] (0:12.28)	1:25.85 [6] (0:12.35)	1:13.50 [7] (0:12.25)	1:01.25 [7] (0:12.71)	0:48.54 [6] (0:12.19)	0:36.35 [7] (0:12.06)	0:24.29 [7] (0:12.10)	0:12.19 [6] (0:12.19)
Average Speed [km/h]	44.4	57.0	59.0	59.1	59.0	57.5	59.7	60.3	59.9	58.9
Top Speed [km/h]	55.9	58.4	62.0	61.5	61.4	59.5	61.3	61.3	60.9	59.5
Avg. Dist. to Rail [m]	1.6	0.7	1.7	2.4	4.0	4.0	3.0	2.1	1.9	2.8
Avg. Stride Freq. [Hz]	2.1	2.2	2.2	2.2	2.2	2.2	2.3	2.3	2.3	2.3
Avg. Stride Length [m]	5.9	7.2	7.4	7.4	7.3	7.2	7.2	7.2	7.1	7.0



- [] Ranking at each section and finish
- .-.- No data available at this section
- NA No data available



Horse/Jockey Name	Bilpa Morea
Final Rank	7
Fastest Section Time (Section)	0:12.21 (600m)
Top Speed [km/h] (Section)	61.4 (600m)
Race State	Finished



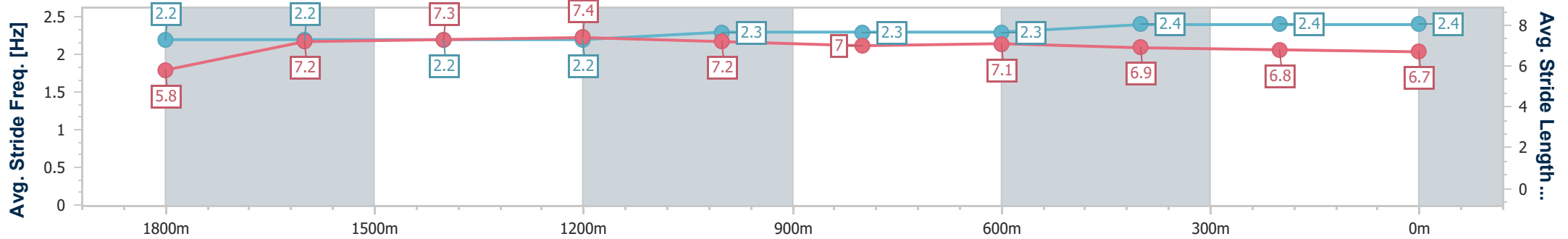
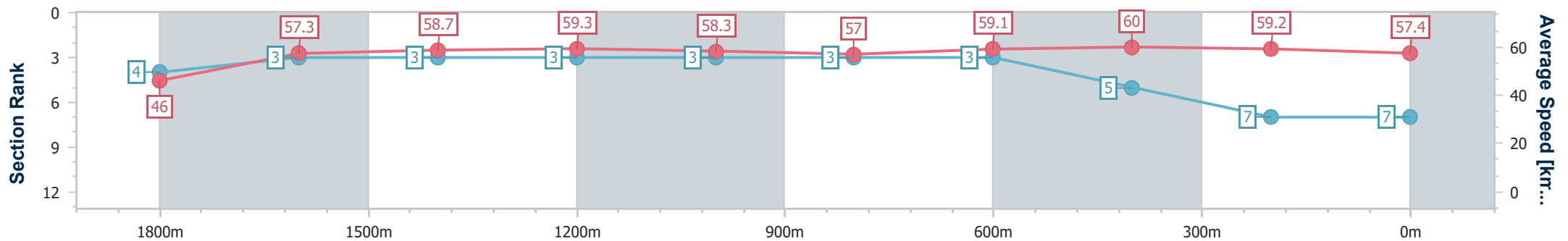
Toowoomba QLD Professional
Race 3: WESTERN CLYDESDALES BENCHMARK 60 Handicap - 2000m



15 June 2024 - 18:00

Track Rating: Good, Weather: Overcast, Rail Position: +2m Entire

Section	Overall	1800m	1600m	1400m	1200m	1000m	800m	600m	400m	200m
Section Times	2:07.38 [7] (0:15.65)	1:51.73 [4] (0:12.55)	1:39.18 [3] (0:12.34)	1:26.84 [3] (0:12.23)	1:14.61 [3] (0:12.40)	1:02.21 [3] (0:12.79)	0:49.42 [3] (0:12.32)	0:37.10 [3] (0:12.21)	0:24.89 [5] (0:12.34)	0:12.55 [7] (0:12.55)
Average Speed [km/h]	46.0	57.3	58.7	59.3	58.3	57.0	59.1	60.0	59.2	57.4
Top Speed [km/h]	58.5	58.1	60.4	60.2	60.3	58.7	60.9	61.4	60.5	58.5
Avg. Dist. to Rail [m]	3.6	0.5	1.6	1.5	3.3	3.1	3.3	3.6	3.6	3.1
Avg. Stride Freq. [Hz]	2.2	2.2	2.2	2.2	2.3	2.3	2.3	2.4	2.4	2.4
Avg. Stride Length [m]	5.8	7.2	7.3	7.4	7.2	7.0	7.1	6.9	6.8	6.7



- [] Ranking at each section and finish
- .-.- No data available at this section
- NA No data available



Horse/Jockey Name	Clear Blonde
Final Rank	8
Fastest Section Time (Section)	0:12.06 (800m)
Top Speed [km/h] (Section)	61.5 (600m)
Race State	Finished



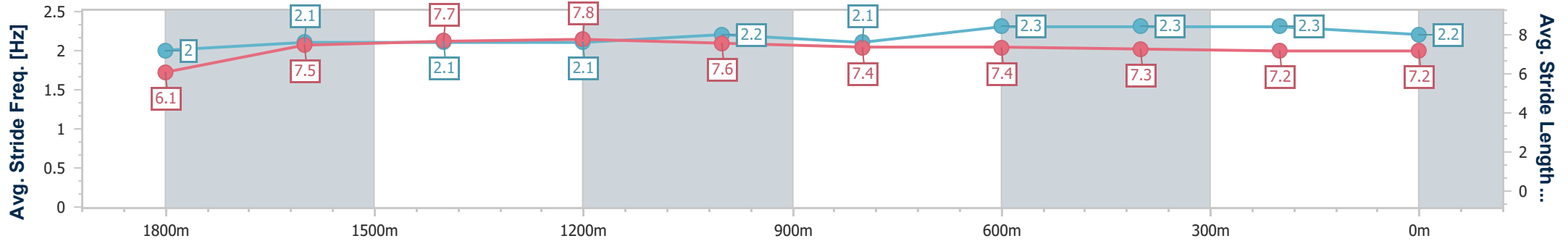
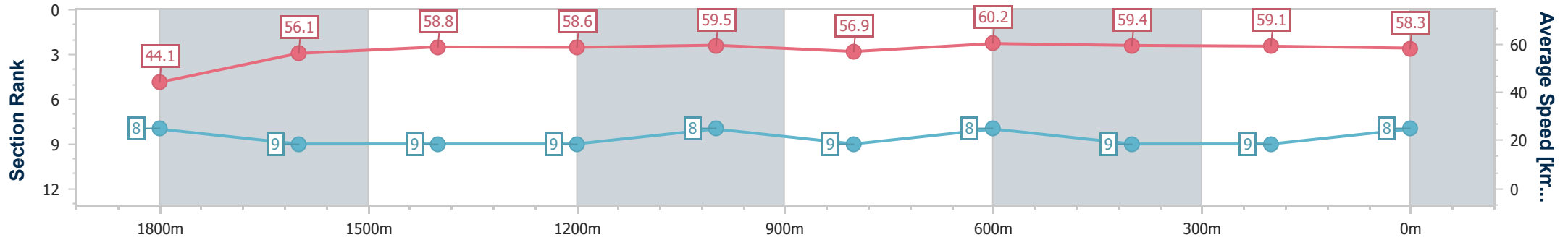
Toowoomba QLD Professional
Race 3: WESTERN CLYDESDALES BENCHMARK 60 Handicap - 2000m



15 June 2024 - 18:00

Track Rating: Good, Weather: Overcast, Rail Position: +2m Entire

Section	Overall	1800m	1600m	1400m	1200m	1000m	800m	600m	400m	200m
Section Times	2:07.82 [8] (0:16.34)	1:51.48 [8] (0:12.83)	1:38.65 [9] (0:12.34)	1:26.31 [9] (0:12.36)	1:13.95 [9] (0:12.11)	1:01.84 [8] (0:12.82)	0:49.02 [9] (0:12.06)	0:36.96 [8] (0:12.35)	0:24.61 [9] (0:12.23)	0:12.38 [9] (0:12.38)
Average Speed [km/h]	44.1	56.1	58.8	58.6	59.5	56.9	60.2	59.4	59.1	58.3
Top Speed [km/h]	56.5	58.4	60.2	61.1	61.5	58.2	61.4	61.5	59.9	59.5
Avg. Dist. to Rail [m]	3.8	0.8	1.9	1.3	3.8	3.1	3.4	4.0	1.0	0.5
Avg. Stride Freq. [Hz]	2.0	2.1	2.1	2.1	2.2	2.1	2.3	2.3	2.3	2.2
Avg. Stride Length [m]	6.1	7.5	7.7	7.8	7.6	7.4	7.4	7.3	7.2	7.2



- [] Ranking at each section and finish
- .-.- No data available at this section
- NA No data available



Horse/Jockey Name	Alert And Ready
Final Rank	9
Fastest Section Time (Section)	0:12.14 (800m)
Top Speed [km/h] (Section)	61.9 (600m)
Race State	Finished



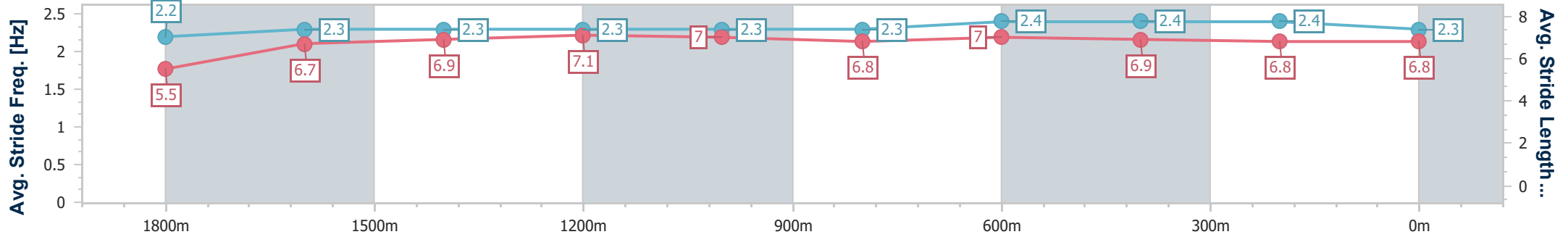
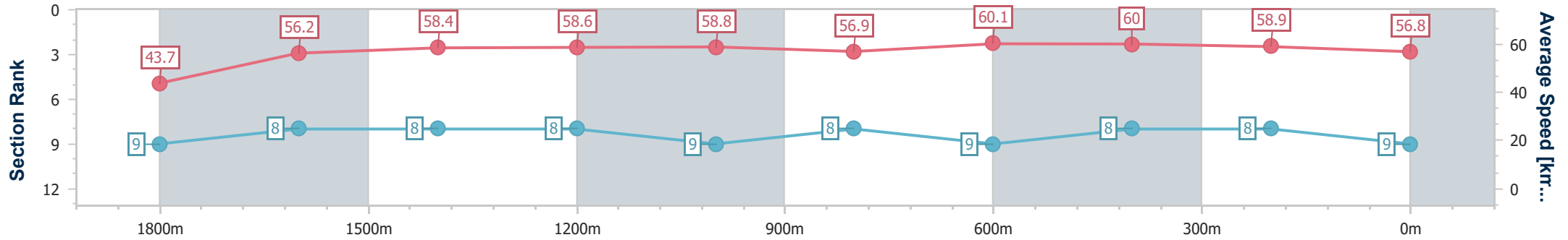
Toowoomba QLD Professional
Race 3: WESTERN CLYDESDALES BENCHMARK 60 Handicap - 2000m



15 June 2024 - 18:00

Track Rating: Good, Weather: Overcast, Rail Position: +2m Entire

Section	Overall	1800m	1600m	1400m	1200m	1000m	800m	600m	400m	200m
Section Times	2:08.15 [9] (0:16.44)	1:51.71 [9] (0:12.68)	1:39.03 [8] (0:12.32)	1:26.71 [8] (0:12.32)	1:14.39 [8] (0:12.26)	1:02.13 [9] (0:12.77)	0:49.36 [8] (0:12.14)	0:37.22 [9] (0:12.22)	0:25.00 [8] (0:12.28)	0:12.72 [8] (0:12.72)
Average Speed [km/h]	43.7	56.2	58.4	58.6	58.8	56.9	60.1	60.0	58.9	56.8
Top Speed [km/h]	57.4	56.9	59.5	60.5	61.0	59.2	61.3	61.9	60.1	58.6
Avg. Dist. to Rail [m]	3.6	2.6	0.5	0.5	2.2	2.5	4.1	3.8	2.3	3.6
Avg. Stride Freq. [Hz]	2.2	2.3	2.3	2.3	2.3	2.3	2.4	2.4	2.4	2.3
Avg. Stride Length [m]	5.5	6.7	6.9	7.1	7.0	6.8	7.0	6.9	6.8	6.8



- [] Ranking at each section and finish
- .-.- No data available at this section
- NA No data available