



# Toowoomba QLD Professional

## Race 6: SUBZERO AIRCONDITIONING BENCHMARK 60 Handicap - 870m

15 June 2024 - 19:45



Track Rating: Good 3, Weather: Fine, Rail Position: +2m Entire

Section							Overall	800m	600m	400m	200m	Last 600m	
Field Times							0:51.59 (0:06.55)	0:45.04 (0:10.44)	0:34.60 (0:11.00)	0:23.60 (0:11.67)	0:11.93 (0:11.93)	0:00.00	
Rank	TAB	Horse/Jockey	Barrier	Top Speed [km/h]	Fastest Section					Margin	Margin		Distance Travelled [m]
1	2	<b>TOKYO SINS</b> Jasper Franklin	5	Data was not able to be tracked for this horse	-:--:--	-:--:--	-:--:--	-:--:--	-:--:--	-:--:--	0:51.53	-:--:--	----
2	3	<b>LADY INVADER</b> Jake Molloy	6	70.3 800m	0:06.57 Overall	0:51.59 [2] (0:06.57)	0:45.02 [3] (0:10.47)	0:34.55 [3] (0:10.95)	0:23.60 [1] (0:11.70)	0:11.90 [2] (0:11.90)	0.3L	0:34.55	--
3	5	<b>NICCI DE ROSA</b> Alisha Donald	1	69.1 800m	0:06.69 Overall	0:51.61 [3] (0:06.69)	0:44.92 [6] (0:10.56)	0:34.36 [5] (0:10.92)	0:23.44 [3] (0:11.53)	0:11.91 [3] (0:11.91)	0.4L	0:34.36	--
4	7	<b>PULL THE TAIL</b> Les Tilley	9	69.3 800m	0:06.88 Overall	0:51.88 [4] (0:06.88)	0:45.00 [7] (0:10.59)	0:34.41 [7] (0:11.00)	0:23.41 [7] (0:11.53)	0:11.88 [6] (0:11.88)	1.9L	0:34.41	--
5	6	<b>HOKUSAI</b> Georgina Cartwright	3	69.8 800m	0:06.64 Overall	0:51.93 [5] (0:06.64)	0:45.29 [5] (0:10.53)	0:34.76 [4] (0:11.01)	0:23.75 [4] (0:11.48)	0:12.27 [1] (0:12.27)	2.1L	0:34.76	--
6	4	<b>ISLAND TIDE</b> Landan Sykes	4	71.0 800m	0:06.57 Overall	0:52.01 [6] (0:06.57)	0:45.44 [2] (0:10.42)	0:35.02 [1] (0:11.06)	0:23.96 [2] (0:11.72)	0:12.24 [4] (0:12.24)	2.6L	0:35.02	--
7	9	<b>POLYGAL</b> Nozi Tomizawa	7	68.3 800m	0:06.55 Overall	0:52.39 [7] (0:06.55)	0:45.84 [1] (0:10.79)	0:35.05 [6] (0:10.96)	0:24.09 [6] (0:11.69)	0:12.40 [5] (0:12.40)	4.6L	0:35.05	--
8	1	<b>HAYAI UMA</b> Olivia Webb	8	71.2 800m	0:06.61 Overall	0:53.19 [8] (0:06.61)	0:46.58 [4] (0:10.41)	0:36.17 [2] (0:11.21)	0:24.96 [5] (0:11.90)	0:13.06 [7] (0:13.06)	9.1L	0:36.17	--

Scratched: Missy's Ready (#8)

[ ] Ranking at each section and finish  
 -:--:-- No data available at this section  
 NA No data available

SCN Saddle cloth number  
 DNF Did not finish  
 DNT Did not track



Horse/Jockey Name	Lady Invader
Final Rank	2
Fastest Section Time (Section)	0:06.57 (Overall)
Top Speed [km/h] (Section)	70.3 (800m)
Race State	Finished



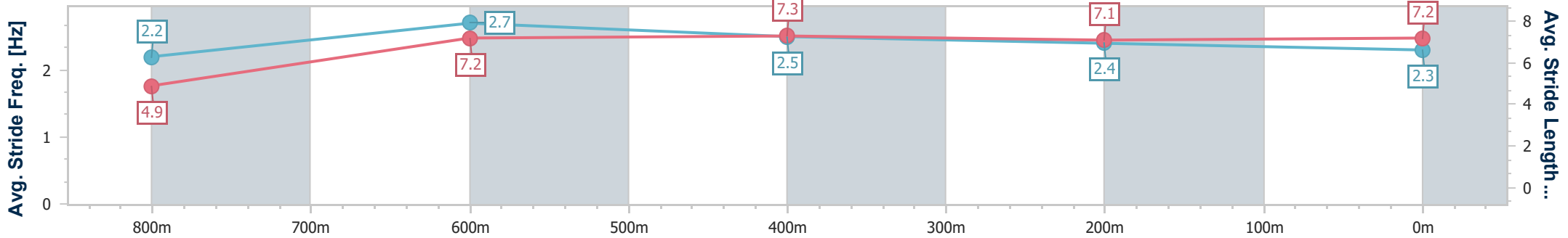
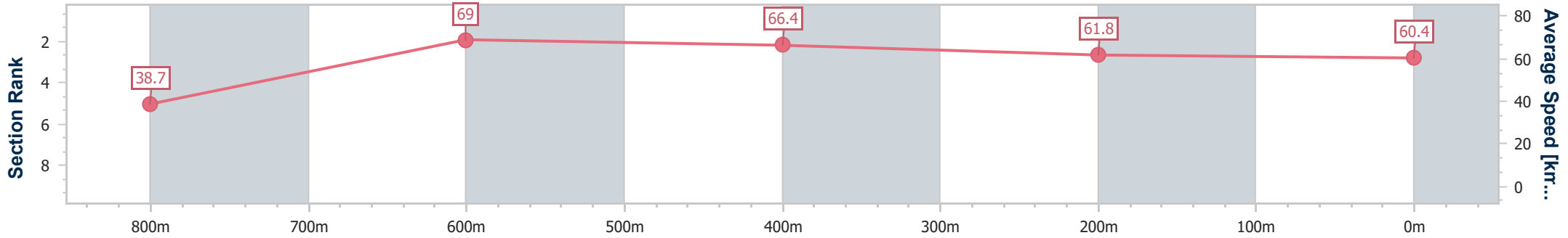
Toowoomba QLD Professional  
 Race 6: SUBZERO AIRCONDITIONING BENCHMARK 60  
 Handicap - 870m



15 June 2024 - 19:45

Track Rating: Good 3, Weather: Fine, Rail Position: +2m Entire

Section	Overall	800m	600m	400m	200m
Section Times	0:51.59 [2] (0:06.57)	0:45.02 [3] (0:10.47)	0:34.55 [3] (0:10.95)	0:23.60 [1] (0:11.70)	0:11.90 [2] (0:11.90)
Average Speed [km/h]	38.7	69.0	66.4	61.8	60.4
Top Speed [km/h]	65.0	70.3	69.6	63.3	62.1
Avg. Dist. to Rail [m]	3.3	3.0	1.9	1.5	1.8
Avg. Stride Freq. [Hz]	2.2	2.7	2.5	2.4	2.3
Avg. Stride Length [m]	4.9	7.2	7.3	7.1	7.2



- [ ] Ranking at each section and finish
- .-.- No data available at this section
- NA No data available



Horse/Jockey Name	Nicci De Rosa
Final Rank	3
Fastest Section Time (Section)	0:06.69 (Overall)
Top Speed [km/h] (Section)	69.1 (800m)
Race State	Finished

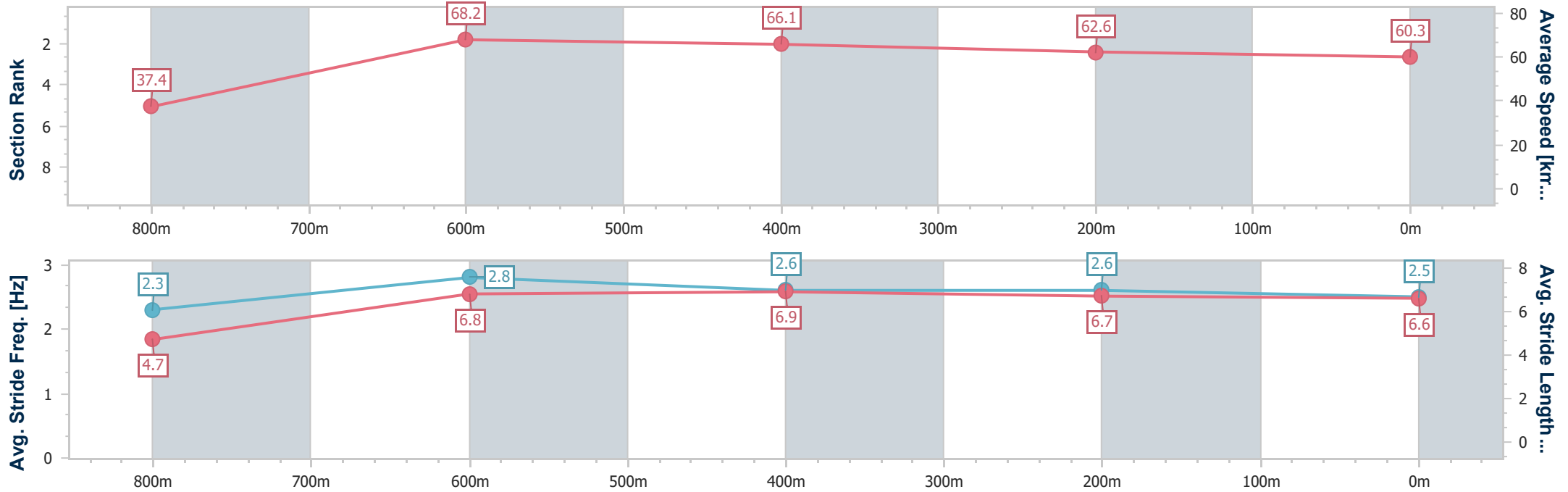


Toowoomba QLD Professional  
 Race 6: SUBZERO AIRCONDITIONING BENCHMARK 60  
 Handicap - 870m  
 15 June 2024 - 19:45



Track Rating: Good 3, Weather: Fine, Rail Position: +2m Entire

Section	Overall	800m	600m	400m	200m
Section Times	0:51.61 [3] (0:06.69)	0:44.92 [6] (0:10.56)	0:34.36 [5] (0:10.92)	0:23.44 [3] (0:11.53)	0:11.91 [3] (0:11.91)
Average Speed [km/h]	37.4	68.2	66.1	62.6	60.3
Top Speed [km/h]	64.1	69.1	68.8	63.4	62.0
Avg. Dist. to Rail [m]	2.2	0.6	0.3	2.1	3.1
Avg. Stride Freq. [Hz]	2.3	2.8	2.6	2.6	2.5
Avg. Stride Length [m]	4.7	6.8	6.9	6.7	6.6



- [ ] Ranking at each section and finish
- .-.- No data available at this section
- NA No data available



Horse/Jockey Name	Pull The Tail
Final Rank	4
Fastest Section Time (Section)	0:06.88 (Overall)
Top Speed [km/h] (Section)	69.3 (800m)
Race State	Finished

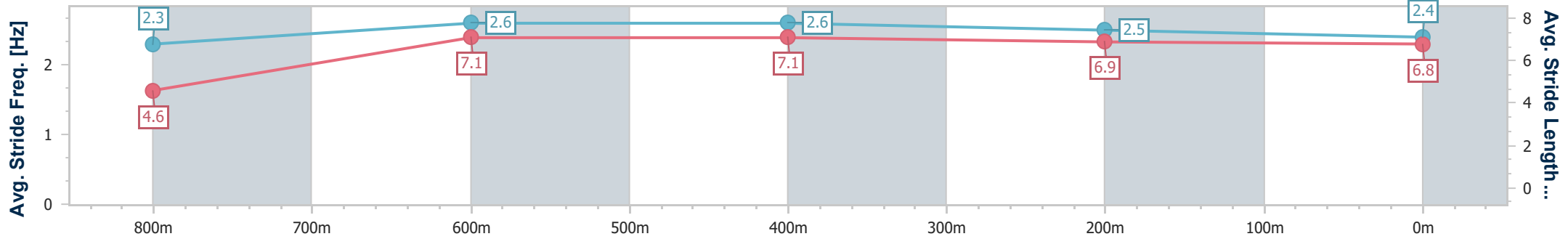
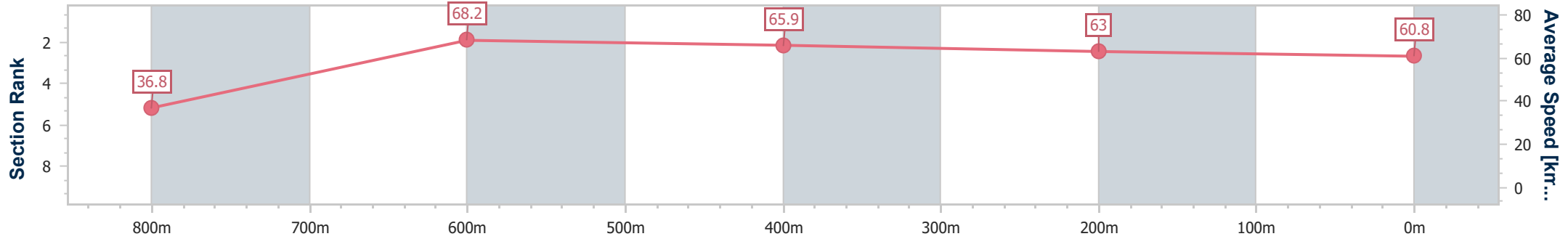


Toowoomba QLD Professional  
 Race 6: SUBZERO AIRCONDITIONING BENCHMARK 60  
 Handicap - 870m  
 15 June 2024 - 19:45



Track Rating: Good 3, Weather: Fine, Rail Position: +2m Entire

Section	Overall	800m	600m	400m	200m
Section Times	0:51.88 [4] (0:06.88)	0:45.00 [7] (0:10.59)	0:34.41 [7] (0:11.00)	0:23.41 [7] (0:11.53)	0:11.88 [6] (0:11.88)
Average Speed [km/h]	36.8	68.2	65.9	63.0	60.8
Top Speed [km/h]	64.2	69.3	68.4	65.3	62.5
Avg. Dist. to Rail [m]	4.4	4.2	1.0	3.4	4.9
Avg. Stride Freq. [Hz]	2.3	2.6	2.6	2.5	2.4
Avg. Stride Length [m]	4.6	7.1	7.1	6.9	6.8



- [ ] Ranking at each section and finish
- .-.- No data available at this section
- NA No data available



Horse/Jockey Name	Hokusai
Final Rank	5
Fastest Section Time (Section)	0:06.64 (Overall)
Top Speed [km/h] (Section)	69.8 (800m)
Race State	Finished

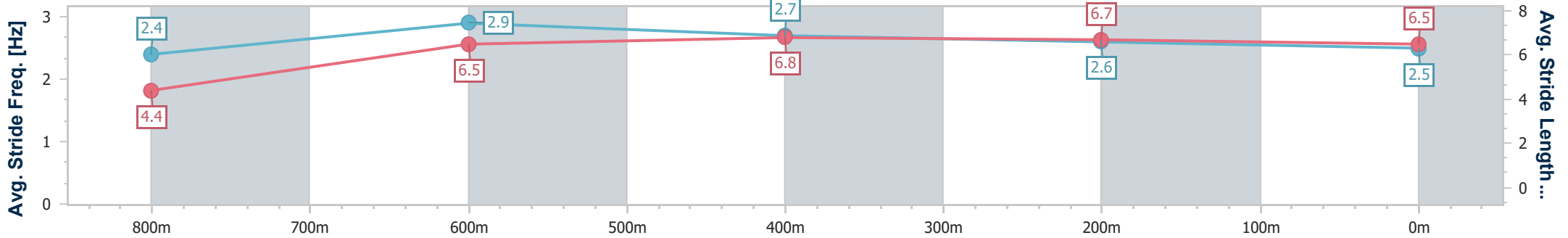
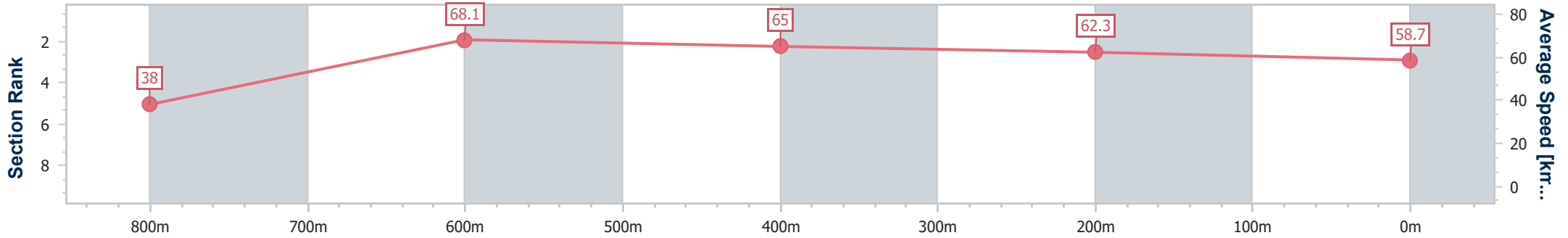


Toowoomba QLD Professional  
 Race 6: SUBZERO AIRCONDITIONING BENCHMARK 60  
 Handicap - 870m  
 15 June 2024 - 19:45



Track Rating: Good 3, Weather: Fine, Rail Position: +2m Entire

Section	Overall	800m	600m	400m	200m
Section Times	0:51.93 [5] (0:06.64)	0:45.29 [5] (0:10.53)	0:34.76 [4] (0:11.01)	0:23.75 [4] (0:11.48)	0:12.27 [1] (0:12.27)
Average Speed [km/h]	38.0	68.1	65.0	62.3	58.7
Top Speed [km/h]	63.6	69.8	68.4	63.4	60.6
Avg. Dist. to Rail [m]	2.7	0.8	1.7	0.8	0.4
Avg. Stride Freq. [Hz]	2.4	2.9	2.7	2.6	2.5
Avg. Stride Length [m]	4.4	6.5	6.8	6.7	6.5



- [ ] Ranking at each section and finish
- .-.- No data available at this section
- NA No data available



Horse/Jockey Name	Island Tide
Final Rank	6
Fastest Section Time (Section)	0:06.57 (Overall)
Top Speed [km/h] (Section)	71.0 (800m)
Race State	Finished

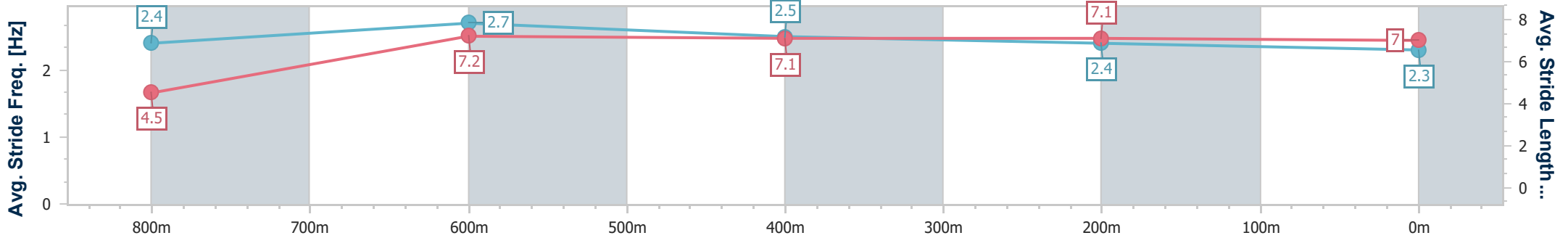
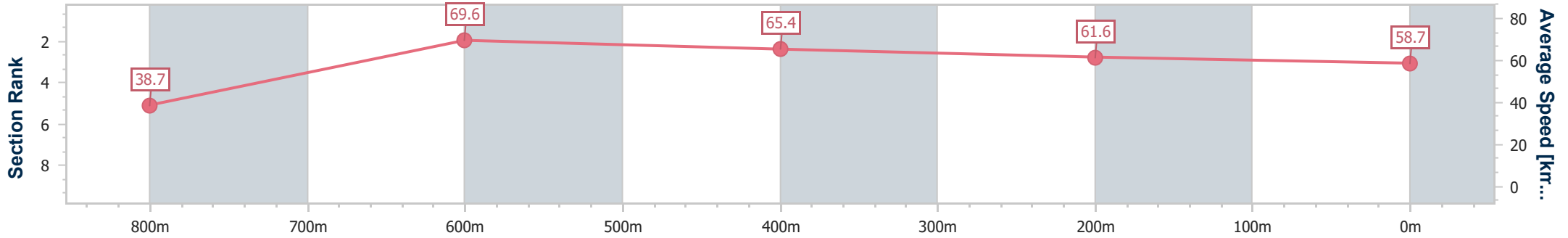


Toowoomba QLD Professional  
 Race 6: SUBZERO AIRCONDITIONING BENCHMARK 60  
 Handicap - 870m  
 15 June 2024 - 19:45



Track Rating: Good 3, Weather: Fine, Rail Position: +2m Entire

Section	Overall	800m	600m	400m	200m
Section Times	0:52.01 [6] (0:06.57)	0:45.44 [2] (0:10.42)	0:35.02 [1] (0:11.06)	0:23.96 [2] (0:11.72)	0:12.24 [4] (0:12.24)
Average Speed [km/h]	38.7	69.6	65.4	61.6	58.7
Top Speed [km/h]	63.7	71.0	70.4	63.4	60.0
Avg. Dist. to Rail [m]	1.0	3.3	1.7	0.4	1.4
Avg. Stride Freq. [Hz]	2.4	2.7	2.5	2.4	2.3
Avg. Stride Length [m]	4.5	7.2	7.1	7.1	7.0



- [ ] Ranking at each section and finish
- .-.- No data available at this section
- NA No data available



Horse/Jockey Name	Polygal
Final Rank	7
Fastest Section Time (Section)	0:06.55 (Overall)
Top Speed [km/h] (Section)	68.3 (800m)
Race State	Finished



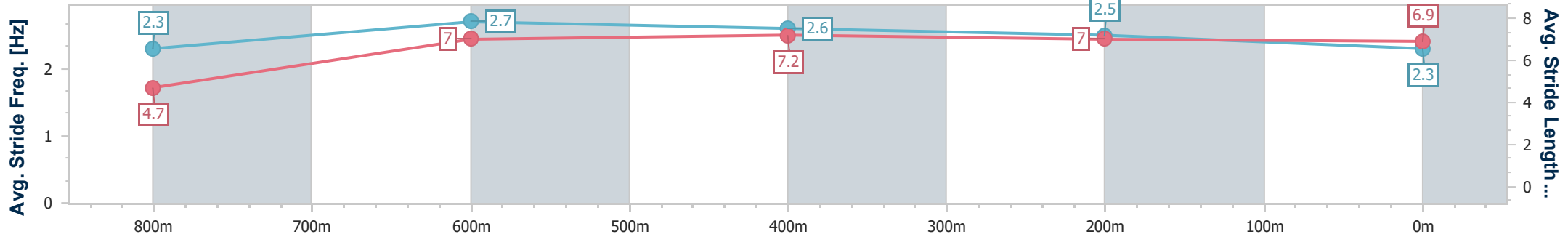
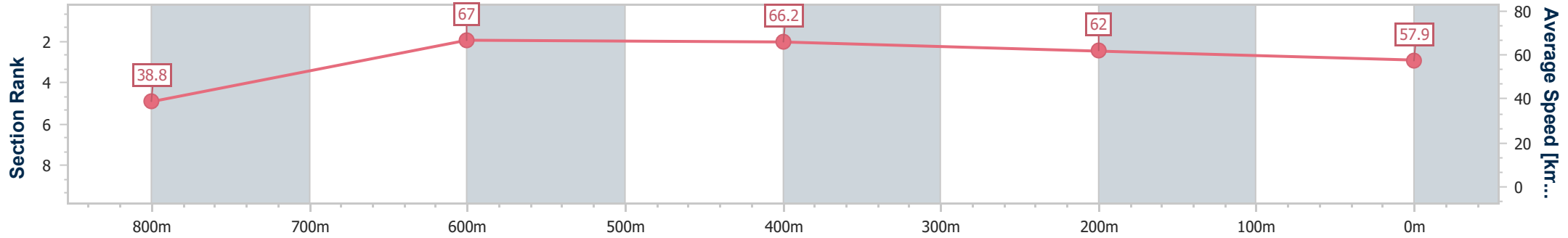
Toowoomba QLD Professional  
 Race 6: SUBZERO AIRCONDITIONING BENCHMARK 60  
 Handicap - 870m



15 June 2024 - 19:45

Track Rating: Good 3, Weather: Fine, Rail Position: +2m Entire

Section	Overall	800m	600m	400m	200m
Section Times	0:52.39 [7] (0:06.55)	0:45.84 [1] (0:10.79)	0:35.05 [6] (0:10.96)	0:24.09 [6] (0:11.69)	0:12.40 [5] (0:12.40)
Average Speed [km/h]	38.8	67.0	66.2	62.0	57.9
Top Speed [km/h]	62.8	68.3	68.0	63.8	60.9
Avg. Dist. to Rail [m]	2.6	2.9	0.9	2.2	3.3
Avg. Stride Freq. [Hz]	2.3	2.7	2.6	2.5	2.3
Avg. Stride Length [m]	4.7	7.0	7.2	7.0	6.9



- [ ] Ranking at each section and finish
- .-.- No data available at this section
- NA No data available



Horse/Jockey Name	Hayai Uma
Final Rank	8
Fastest Section Time (Section)	0:06.61 (Overall)
Top Speed [km/h] (Section)	71.2 (800m)
Race State	Finished

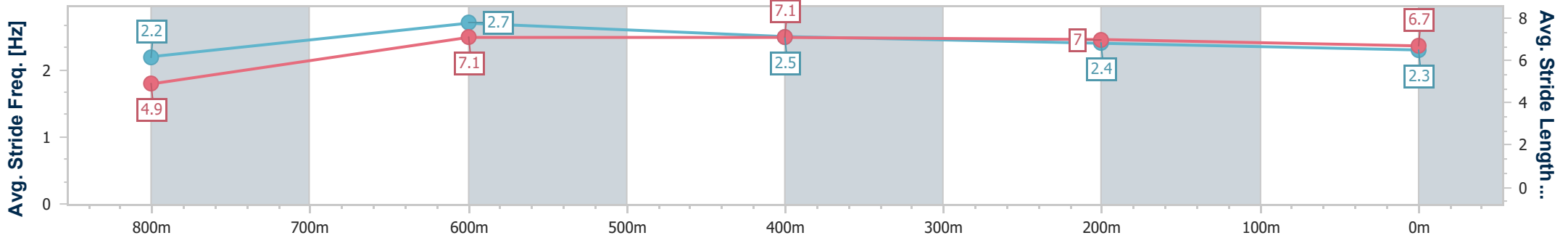
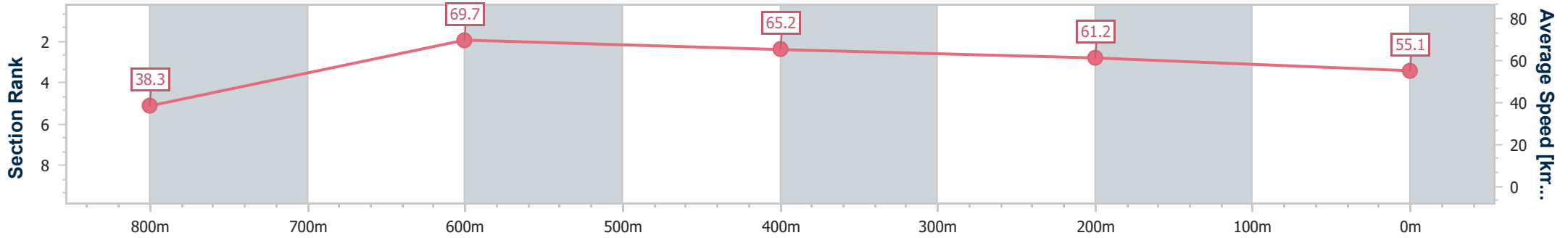


Toowoomba QLD Professional  
 Race 6: SUBZERO AIRCONDITIONING BENCHMARK 60  
 Handicap - 870m  
 15 June 2024 - 19:45



Track Rating: Good 3, Weather: Fine, Rail Position: +2m Entire

Section	Overall	800m	600m	400m	200m
Section Times	0:53.19 [8] (0:06.61)	0:46.58 [4] (0:10.41)	0:36.17 [2] (0:11.21)	0:24.96 [5] (0:11.90)	0:13.06 [7] (0:13.06)
Average Speed [km/h]	38.3	69.7	65.2	61.2	55.1
Top Speed [km/h]	64.7	71.2	69.5	62.9	58.8
Avg. Dist. to Rail [m]	3.8	4.8	3.4	3.6	1.1
Avg. Stride Freq. [Hz]	2.2	2.7	2.5	2.4	2.3
Avg. Stride Length [m]	4.9	7.1	7.1	7.0	6.7



- [ ] Ranking at each section and finish
- .-.- No data available at this section
- NA No data available





Horse/Jockey Name	Tokyo Sins
Final Rank	1
Fastest Section Time (Section)	--:--
Top Speed [km/h] (Section)	--
Race State	DidNotTrack



Toowoomba QLD Professional  
 Race 6: SUBZERO AIRCONDITIONING BENCHMARK 60  
 Handicap - 870m



15 June 2024 - 19:45

Track Rating: Good 3, Weather: Fine, Rail Position: +2m Entire

Section	Overall	800m	600m	400m	200m								
Section Times	--:--	--:--	--:--	--:--	--:--								
Average Speed [km/h]	--	--	--	--	--								
Top Speed [km/h]	--	--	--	--	--								
Avg. Dist. to Rail [m]	--	--	--	--	--								
Avg. Stride Freq. [Hz]	--	--	--	--	--								
Avg. Stride Length [m]	--	--	--	--	--								

- [ ] Ranking at each section and finish
- :-- No data available at this section
- NA No data available