



Sunshine Coast QLD Professional

Race 3: KENDRICK RACING Class 3 Handicap - 1200m



16 June 2024 - 13:55

Track Rating: Soft 5, Weather: Fine, Rail Position: +7m 400m-W/Post; +9m Remainder

Section		Overall	1000m	800m	600m	400m	200m	Last 600m					
Field Times		1:11.51 (0:13.50)	0:58.01 (0:10.68)	0:47.33 (0:11.46)	0:35.87 (0:11.66)	0:24.21 (0:11.75)	0:12.46 (0:12.46)	0:35.87					
Rank	TAB Horse/Jockey	Barrier	Top Speed [km/h]	Fastest Section	Margin							Distance Travelled [m]	
1	9 YES TO EXCESS Nikita Beriman	2	68.1 1000m	0:10.72 1000m	1:11.51 [1] (0:13.86)	0:57.65 [6] (0:10.72)	0:46.93 [4] (0:11.26)	0:35.67 [2] (0:11.66)	0:24.01 [2] (0:11.55)	0:12.46 [1] (0:12.46)	1:11.51	0:35.67	
2	6 GALACTIC LEGEND Cody Collis	6	67.1 1000m	0:11.02 1000m	1:11.71 [2] (0:13.86)	0:57.85 [5] (0:11.02)	0:46.83 [7] (0:11.28)	0:35.55 [5] (0:11.47)	0:24.08 [5] (0:11.64)	0:12.44 [4] (0:12.44)	1L	0:35.55	-1
3	5 THE INFLECTOR Boris Thornton	5	67.5 1000m	0:10.92 1000m	1:11.92 [3] (0:13.50)	0:58.42 [1] (0:10.92)	0:47.50 [3] (0:11.49)	0:36.01 [4] (0:11.60)	0:24.41 [3] (0:11.56)	0:12.85 [2] (0:12.85)	2.3L	0:36.01	+7
4	7 HELIKEDEMPRETTY Martin Harley	7	67.5 1000m	0:10.99 1000m	1:12.26 [4] (0:13.72)	0:58.54 [4] (0:10.99)	0:47.55 [5] (0:11.49)	0:36.06 [7] (0:11.59)	0:24.47 [7] (0:11.63)	0:12.84 [5] (0:12.84)	4.1L	0:36.06	+7
5	3 THANKFUL HEART Damien Thornton	1	68.8 1000m	0:10.63 1000m	1:12.28 [5] (0:13.55)	0:58.73 [3] (0:10.63)	0:48.10 [1] (0:11.46)	0:36.64 [1] (0:11.66)	0:24.98 [1] (0:11.77)	0:13.21 [3] (0:13.21)	4.2L	0:36.64	+3
6	2 STORM THE FORTRESS Robbie Dolan	3	68.3 1000m	0:10.79 1000m	1:12.50 [6] (0:13.96)	0:58.54 [7] (0:10.79)	0:47.75 [6] (0:11.44)	0:36.31 [6] (0:11.59)	0:24.72 [6] (0:11.79)	0:12.93 [6] (0:12.93)	5.5L	0:36.31	+1
7	4 SURFERS ROYALE James Orman	4	68.3 1000m	0:10.85 1000m	1:12.55 [7] (0:13.52)	0:59.03 [2] (0:10.85)	0:48.18 [2] (0:11.50)	0:36.68 [3] (0:11.72)	0:24.96 [4] (0:11.99)	0:12.97 [7] (0:12.97)	5.7L	0:36.68	+5

Scratched: Freckle Rock (#1), Six Sides (#8), Cattrall (#10)



Horse/Jockey Name	Yes To Excess
Final Rank	1
Fastest Section Time (Section)	0:10.72 (1000m)
Top Speed [km/h] (Section)	68.1 (1000m)
Race State	Finished



Sunshine Coast QLD Professional

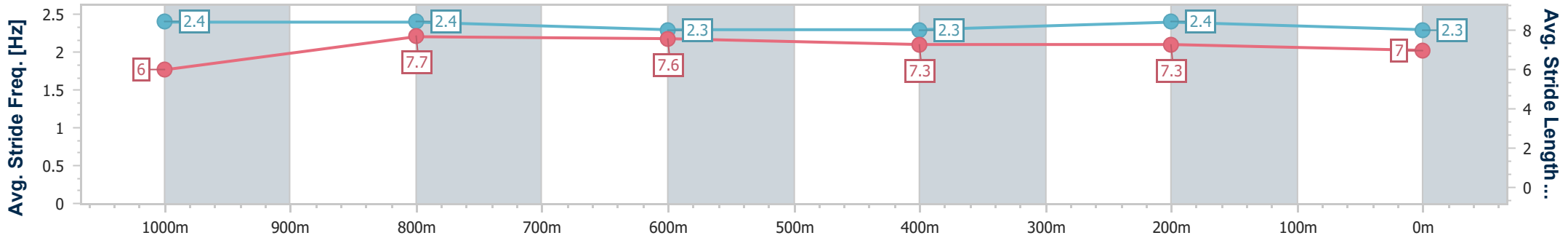
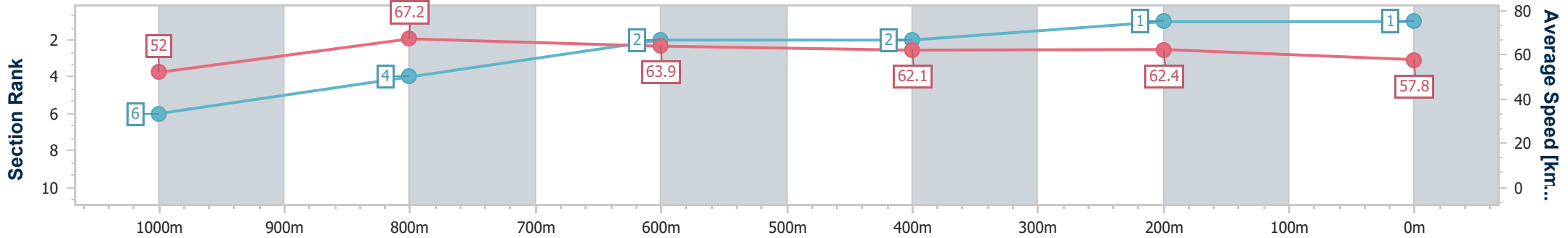
Race 3: KENDRICK RACING Class 3 Handicap - 1200m



16 June 2024 - 13:55

Track Rating: Soft 5, Weather: Fine, Rail Position: +7m 400m-W/Post; +9m Remainder

Section	Overall	1000m	800m	600m	400m	200m
Section Times	1:11.51 [1] (0:13.86)	0:57.65 [6] (0:10.72)	0:46.93 [4] (0:11.26)	0:35.67 [2] (0:11.66)	0:24.01 [2] (0:11.55)	0:12.46 [1] (0:12.46)
Average Speed [km/h]	52.0	67.2	63.9	62.1	62.4	57.8
Top Speed [km/h]	67.6	68.1	65.5	63.0	62.9	61.1
Avg. Dist. to Rail [m]	3.1	0.5	0.4	1.2	0.9	2.2
Avg. Stride Freq. [Hz]	2.4	2.4	2.3	2.3	2.4	2.3
Avg. Stride Length [m]	6.0	7.7	7.6	7.3	7.3	7.0



- [] Ranking at each section and finish
- .-.- No data available at this section
- NA No data available



Horse/Jockey Name	Galactic Legend
Final Rank	2
Fastest Section Time (Section)	0:11.02 (1000m)
Top Speed [km/h] (Section)	67.1 (1000m)
Race State	Finished



Sunshine Coast QLD Professional

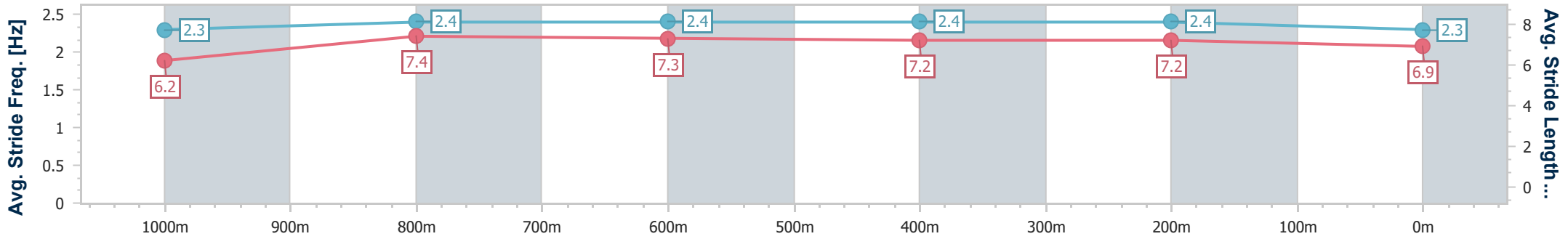
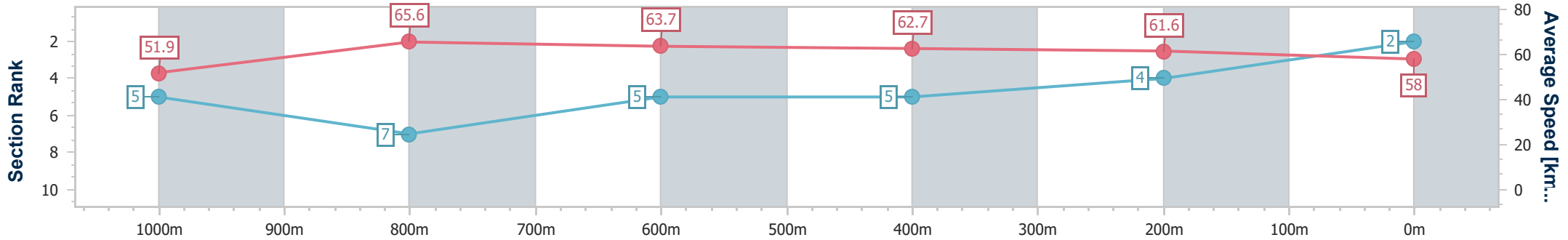
Race 3: KENDRICK RACING Class 3 Handicap - 1200m



16 June 2024 - 13:55

Track Rating: Soft 5, Weather: Fine, Rail Position: +7m 400m-W/Post; +9m Remainder

Section	Overall	1000m	800m	600m	400m	200m
Section Times	1:11.71 [2] (0:13.86)	0:57.85 [5] (0:11.02)	0:46.83 [7] (0:11.28)	0:35.55 [5] (0:11.47)	0:24.08 [5] (0:11.64)	0:12.44 [4] (0:12.44)
Average Speed [km/h]	51.9	65.6	63.7	62.7	61.6	58.0
Top Speed [km/h]	65.0	67.1	64.3	63.7	64.2	59.9
Avg. Dist. to Rail [m]	6.2	1.7	0.3	0.5	0.4	1.3
Avg. Stride Freq. [Hz]	2.3	2.4	2.4	2.4	2.4	2.3
Avg. Stride Length [m]	6.2	7.4	7.3	7.2	7.2	6.9



- [] Ranking at each section and finish
- .-.- No data available at this section
- NA No data available



Horse/Jockey Name	The Inflictor
Final Rank	3
Fastest Section Time (Section)	0:10.92 (1000m)
Top Speed [km/h] (Section)	67.5 (1000m)
Race State	Finished



Sunshine Coast QLD Professional

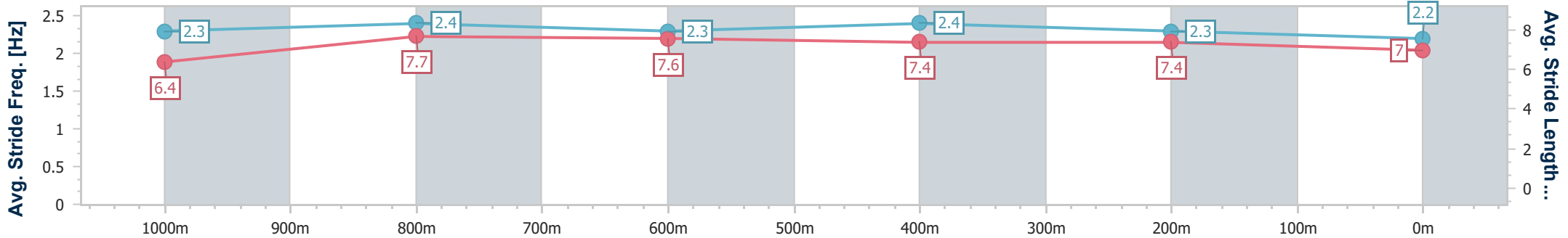
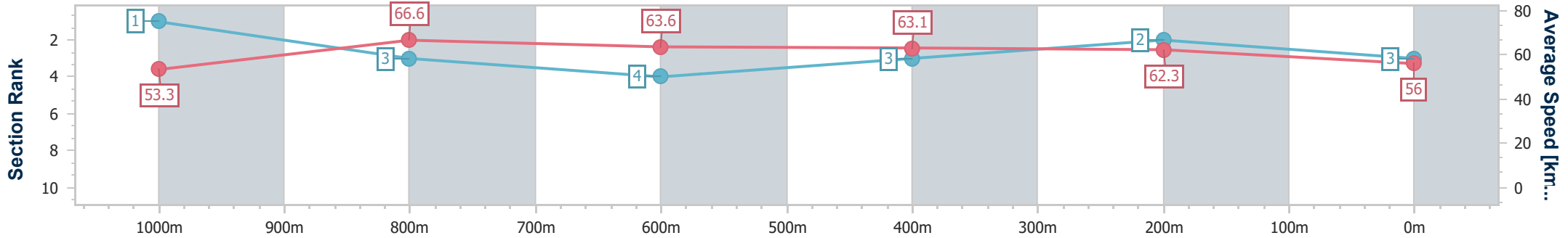
Race 3: KENDRICK RACING Class 3 Handicap - 1200m



16 June 2024 - 13:55

Track Rating: Soft 5, Weather: Fine, Rail Position: +7m 400m-W/Post; +9m Remainder

Section	Overall	1000m	800m	600m	400m	200m
Section Times	1:11.92 [3] (0:13.50)	0:58.42 [1] (0:10.92)	0:47.50 [3] (0:11.49)	0:36.01 [4] (0:11.60)	0:24.41 [3] (0:11.56)	0:12.85 [2] (0:12.85)
Average Speed [km/h]	53.3	66.6	63.6	63.1	62.3	56.0
Top Speed [km/h]	67.1	67.5	64.3	63.9	64.7	60.3
Avg. Dist. to Rail [m]	4.9	3.4	2.6	3.0	2.7	3.6
Avg. Stride Freq. [Hz]	2.3	2.4	2.3	2.4	2.3	2.2
Avg. Stride Length [m]	6.4	7.7	7.6	7.4	7.4	7.0



- [] Ranking at each section and finish
- .-.- No data available at this section
- NA No data available



Horse/Jockey Name	Helikedempretty
Final Rank	4
Fastest Section Time (Section)	0:10.99 (1000m)
Top Speed [km/h] (Section)	67.5 (1000m)
Race State	Finished



Sunshine Coast QLD Professional

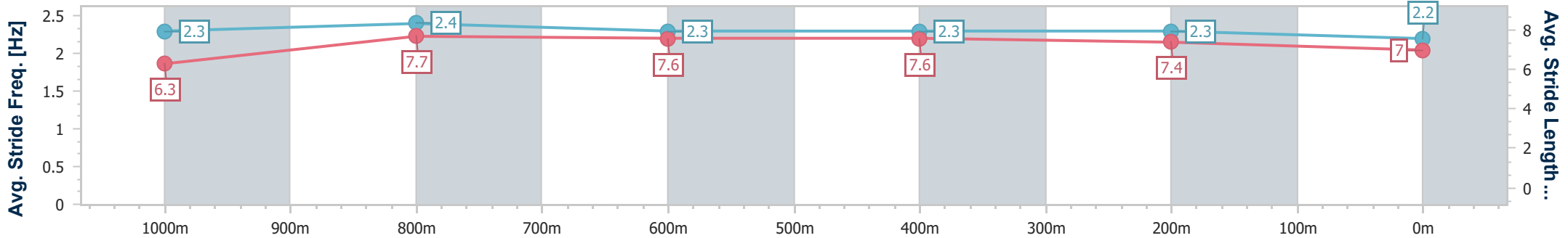
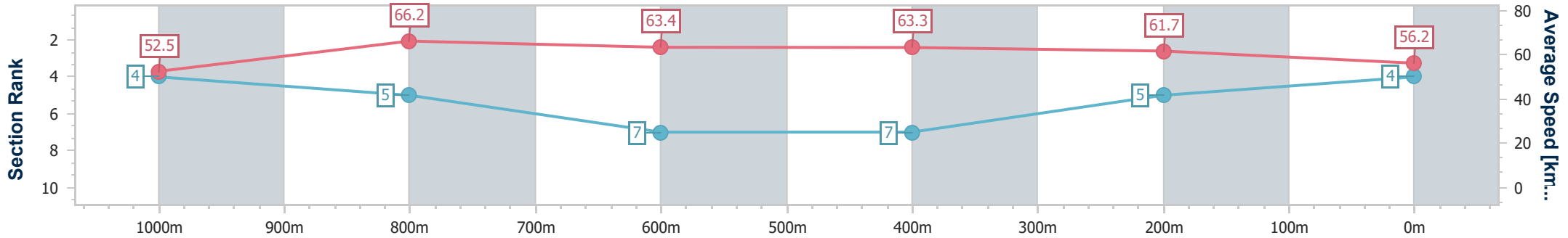
Race 3: KENDRICK RACING Class 3 Handicap - 1200m



16 June 2024 - 13:55

Track Rating: Soft 5, Weather: Fine, Rail Position: +7m 400m-
W/Post; +9m Remainder

Section	Overall	1000m	800m	600m	400m	200m
Section Times	1:12.26 [4] (0:13.72)	0:58.54 [4] (0:10.99)	0:47.55 [5] (0:11.49)	0:36.06 [7] (0:11.59)	0:24.47 [7] (0:11.63)	0:12.84 [5] (0:12.84)
Average Speed [km/h]	52.5	66.2	63.4	63.3	61.7	56.2
Top Speed [km/h]	66.8	67.5	64.6	64.3	63.7	58.9
Avg. Dist. to Rail [m]	6.8	3.3	2.3	3.1	3.7	4.1
Avg. Stride Freq. [Hz]	2.3	2.4	2.3	2.3	2.3	2.2
Avg. Stride Length [m]	6.3	7.7	7.6	7.6	7.4	7.0



- [] Ranking at each section and finish
- .-.- No data available at this section
- NA No data available



Horse/Jockey Name	Thankful Heart
Final Rank	5
Fastest Section Time (Section)	0:10.63 (1000m)
Top Speed [km/h] (Section)	68.8 (1000m)
Race State	Finished



Sunshine Coast QLD Professional

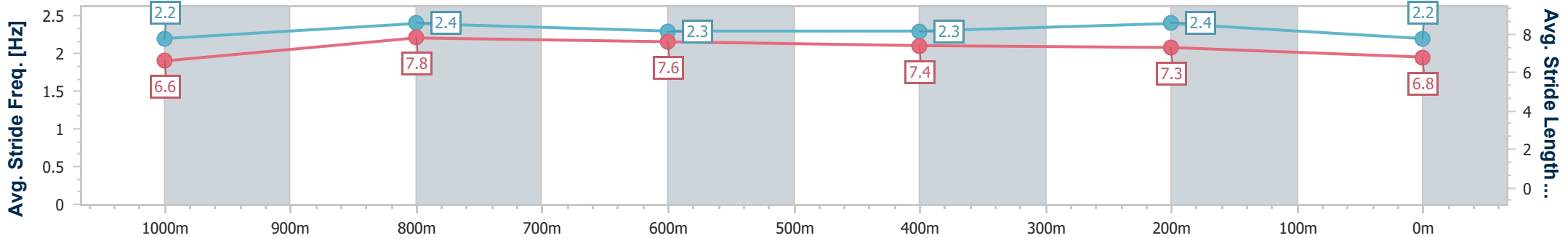
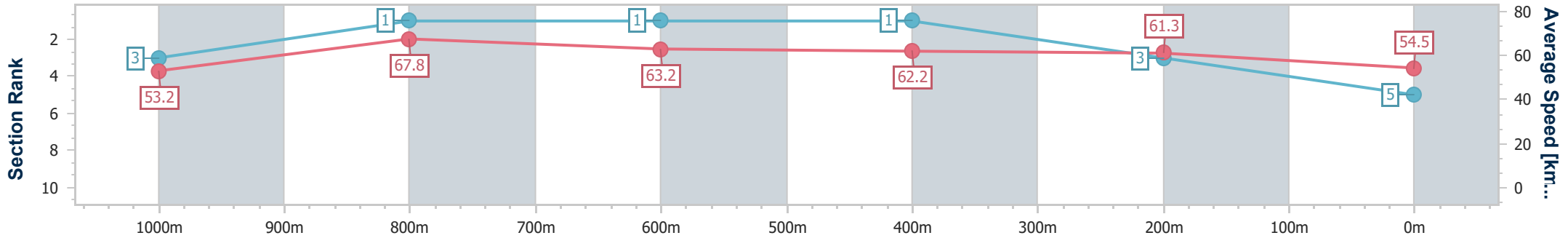
Race 3: KENDRICK RACING Class 3 Handicap - 1200m



16 June 2024 - 13:55

Track Rating: Soft 5, Weather: Fine, Rail Position: +7m 400m-W/Post; +9m Remainder

Section	Overall	1000m	800m	600m	400m	200m
Section Times	1:12.28 [5] (0:13.55)	0:58.73 [3] (0:10.63)	0:48.10 [1] (0:11.46)	0:36.64 [1] (0:11.66)	0:24.98 [1] (0:11.77)	0:13.21 [3] (0:13.21)
Average Speed [km/h]	53.2	67.8	63.2	62.2	61.3	54.5
Top Speed [km/h]	67.8	68.8	64.7	63.3	62.9	58.6
Avg. Dist. to Rail [m]	0.8	0.3	1.5	1.4	0.4	0.3
Avg. Stride Freq. [Hz]	2.2	2.4	2.3	2.3	2.4	2.2
Avg. Stride Length [m]	6.6	7.8	7.6	7.4	7.3	6.8



- [] Ranking at each section and finish
- .-.- No data available at this section
- NA No data available



Horse/Jockey Name	Storm The Fortress
Final Rank	6
Fastest Section Time (Section)	0:10.79 (1000m)
Top Speed [km/h] (Section)	68.3 (1000m)
Race State	Finished



Sunshine Coast QLD Professional

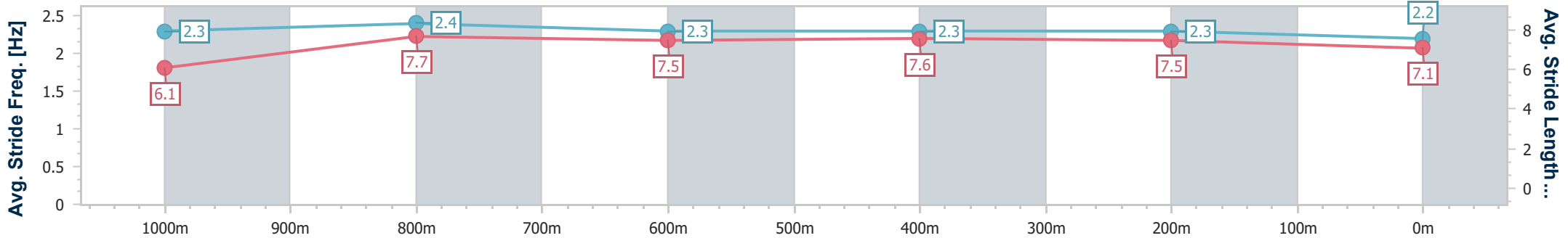
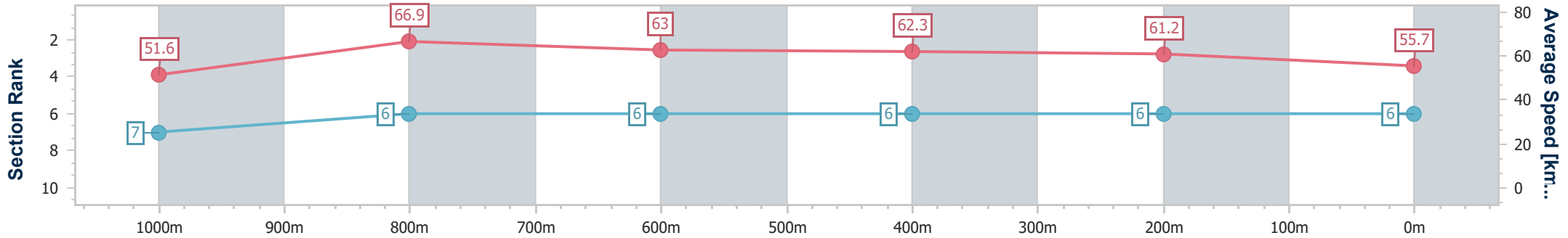
Race 3: KENDRICK RACING Class 3 Handicap - 1200m



16 June 2024 - 13:55

Track Rating: Soft 5, Weather: Fine, Rail Position: +7m 400m-
W/Post; +9m Remainder

Section	Overall	1000m	800m	600m	400m	200m
Section Times	1:12.50 [6] (0:13.96)	0:58.54 [7] (0:10.79)	0:47.75 [6] (0:11.44)	0:36.31 [6] (0:11.59)	0:24.72 [6] (0:11.79)	0:12.93 [6] (0:12.93)
Average Speed [km/h]	51.6	66.9	63.0	62.3	61.2	55.7
Top Speed [km/h]	68.2	68.3	64.6	63.6	63.3	58.9
Avg. Dist. to Rail [m]	2.3	1.2	0.3	1.1	3.4	3.6
Avg. Stride Freq. [Hz]	2.3	2.4	2.3	2.3	2.3	2.2
Avg. Stride Length [m]	6.1	7.7	7.5	7.6	7.5	7.1



- [] Ranking at each section and finish
- .-.- No data available at this section
- NA No data available



Horse/Jockey Name	Surfers Royale
Final Rank	7
Fastest Section Time (Section)	0:10.85 (1000m)
Top Speed [km/h] (Section)	68.3 (1000m)
Race State	Finished



Sunshine Coast QLD Professional

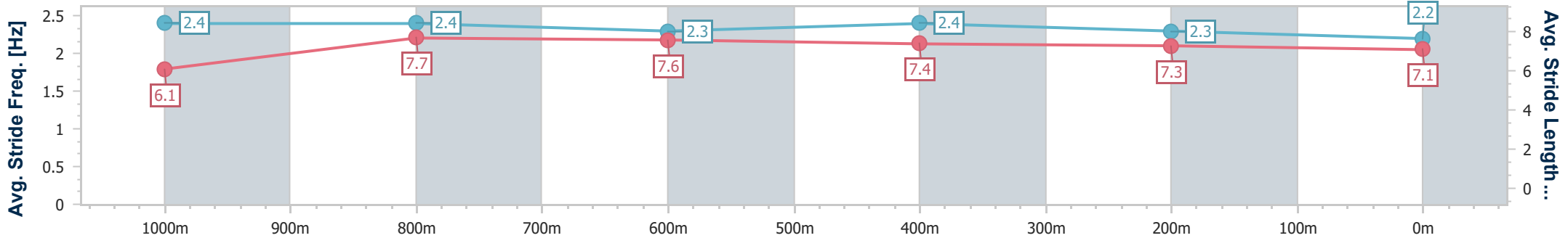
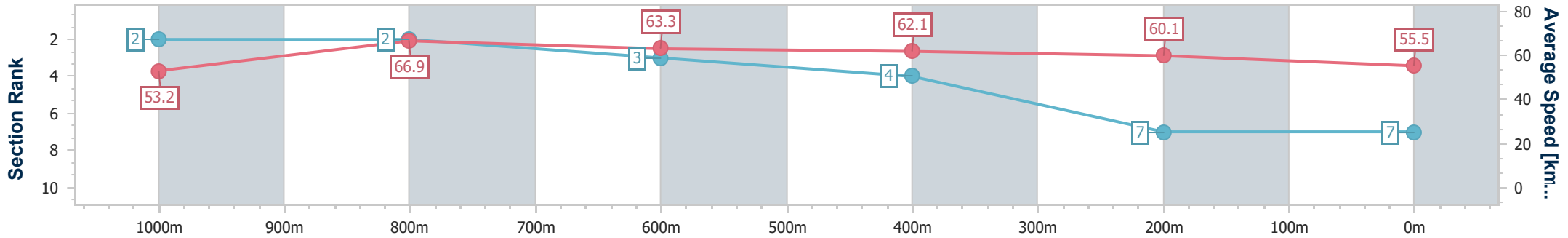
Race 3: KENDRICK RACING Class 3 Handicap - 1200m



16 June 2024 - 13:55

Track Rating: Soft 5, Weather: Fine, Rail Position: +7m 400m-
W/Post; +9m Remainder

Section	Overall	1000m	800m	600m	400m	200m
Section Times	1:12.55 [7] (0:13.52)	0:59.03 [2] (0:10.85)	0:48.18 [2] (0:11.50)	0:36.68 [3] (0:11.72)	0:24.96 [4] (0:11.99)	0:12.97 [7] (0:12.97)
Average Speed [km/h]	53.2	66.9	63.3	62.1	60.1	55.5
Top Speed [km/h]	68.0	68.3	65.6	62.9	62.5	58.3
Avg. Dist. to Rail [m]	5.5	3.7	1.8	1.8	1.5	1.5
Avg. Stride Freq. [Hz]	2.4	2.4	2.3	2.4	2.3	2.2
Avg. Stride Length [m]	6.1	7.7	7.6	7.4	7.3	7.1



- [] Ranking at each section and finish
- .-.- No data available at this section
- NA No data available