



# Doomben QLD Professional

## Race 3: THE GIBSON QTIS Three-Year-Old Maiden Plate - 1200m

19 June 2024 - 13:12



BRISBANE  
RACING CLUB

Track Rating: Good 4, Weather: Fine, Rail Position: +11m Entire

Section		Overall										Last 600m	
Field Times		1:09.78										0:34.07	
		(0:13.43)										(0:11.72)	
		1000m										200m	
		0:56.35										0:11.72	
		(0:10.84)										(0:11.72)	
		800m											
		0:45.51											
		(0:11.44)											
		600m											
		0:34.07											
		(0:11.20)											
		400m											
		0:22.87											
		(0:11.15)											
		200m											
		0:11.72											
		(0:11.72)											
Rank	TAB	Horse/Jockey	Barrier	Top Speed [km/h]	Fastest Section	Overall	1000m	800m	600m	400m	200m	Margin	Distance Travelled [m]
1	6	PRE EMINENCE	5	67.8	0:10.89	1:09.78 [1]	0:56.05 [6]	0:45.16 [4]	0:33.87 [3]	0:22.58 [3]	0:11.59 [2]	1:09.78	0:33.87
		Robbie Dolan		1000m	1000m	(0:13.73)	(0:10.89)	(0:11.29)	(0:11.29)	(0:10.99)	(0:11.59)		
2	1	CASPERNOVA	11	67.8	0:10.77	1:09.83 [2]	0:55.85 [8]	0:44.87 [8]	0:33.46 [8]	0:22.11 [8]	0:11.34 [6]	0.3L	0:33.46
		Vlad Duric		400m	400m	(0:13.98)	(0:10.98)	(0:11.41)	(0:11.35)	(0:10.77)	(0:11.34)		-3
3	2	LIETUVA	4	69.0	0:10.85	1:10.00 [3]	0:56.29 [5]	0:45.36 [6]	0:33.89 [6]	0:22.45 [6]	0:11.60 [4]	1.31L	0:33.89
		Kirk Matheson		Overall	400m	(0:13.71)	(0:10.93)	(0:11.47)	(0:11.44)	(0:10.85)	(0:11.60)		+2
4	3	MEAT PIE ARTIE	16	67.8	0:10.84	1:10.18 [4]	0:55.85 [10]	0:45.01 [9]	0:33.78 [9]	0:22.43 [9]	0:11.56 [7]	2.36L	0:33.78
		Martin Harley		400m	1000m	(0:14.33)	(0:10.84)	(0:11.23)	(0:11.35)	(0:10.87)	(0:11.56)		-1
5	9	VIACONI	3	69.4	0:10.74	1:10.24 [5]	0:56.65 [3]	0:45.91 [2]	0:34.51 [2]	0:23.33 [1]	0:12.18 [1]	2.7L	0:34.51
		Michael Rodd		1000m	1000m	(0:13.59)	(0:10.74)	(0:11.40)	(0:11.18)	(0:11.15)	(0:12.18)		-2
6	5	OPTIMUS MAXIMUS	1	66.8	0:10.97	1:10.24 [6]	0:56.76 [2]	0:45.79 [3]	0:34.27 [4]	0:22.95 [4]	0:11.79 [5]	2.71L	0:34.27
		Tahlia Fenlon		1000m	1000m	(0:13.48)	(0:10.97)	(0:11.52)	(0:11.32)	(0:11.16)	(0:11.79)		-3
7	14	SPRUCE	12	68.3	0:10.84	1:10.44 [7]	0:57.01 [1]	0:46.17 [1]	0:34.73 [1]	0:23.37 [2]	0:12.19 [3]	3.88L	0:34.73
		Angela Jones		1000m	1000m	(0:13.43)	(0:10.84)	(0:11.44)	(0:11.36)	(0:11.18)	(0:12.19)		+1
8	16	LIKE SMOKE	7	69.8	0:11.00	1:11.14 [8]	0:57.32 [7]	0:46.32 [7]	0:34.97 [7]	0:23.45 [7]	0:12.05 [9]	7.97L	0:34.97
		Karl Zechner		Overall	1000m	(0:13.82)	(0:11.00)	(0:11.35)	(0:11.52)	(0:11.40)	(0:12.05)		+2
9	11	HURRICANE HARLOW	10	68.1	0:11.02	1:11.37 [9]	0:57.76 [4]	0:46.74 [5]	0:35.31 [5]	0:23.85 [5]	0:12.41 [8]	9.33L	0:35.31
		Boris Thornton		Overall	1000m	(0:13.61)	(0:11.02)	(0:11.43)	(0:11.46)	(0:11.44)	(0:12.41)		+1
10	13	BENNU	6	69.2	0:11.02	1:12.50 [10]	0:58.24 [9]	0:47.22 [10]	0:35.84 [10]	0:24.26 [10]	0:12.62 [10]	16.02L	0:35.84
		Andrew Spinks		1000m	1000m	(0:14.26)	(0:11.02)	(0:11.38)	(0:11.58)	(0:11.64)	(0:12.62)		+0

Scratched: Mystic Mac (#4), Express Payment (#15), Amaterasu (#10), Jungle Law (#12), Stealing Souls (#7), Strapperoo (#8)

[ ] Ranking at each section and finish  
-:--:- No data available at this section  
NA No data available

SCN Saddle cloth number  
DNF Did not finish  
DNT Did not track



Horse/Jockey Name	Pre Eminence
Final Rank	1
Fastest Section Time (Section)	0:10.89 (1000m)
Top Speed [km/h] (Section)	67.8 (1000m)
Race State	Finished



**Doomben QLD Professional**  
**Race 3: THE GIBSON QTIS Three-Year-Old Maiden Plate - 1200m**

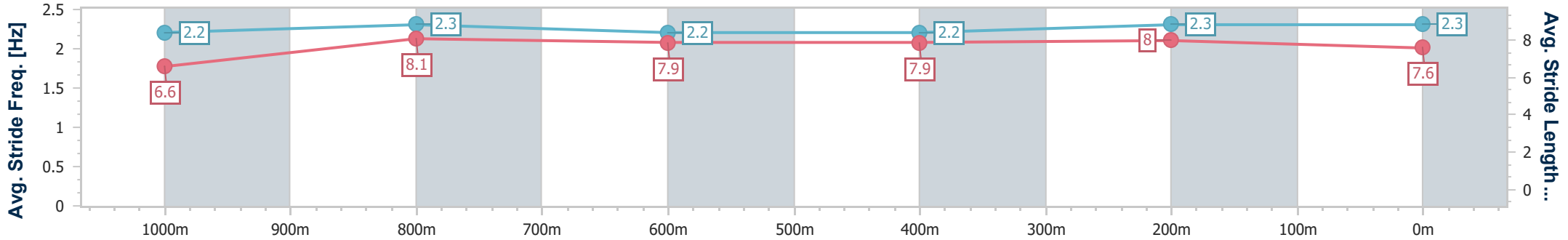
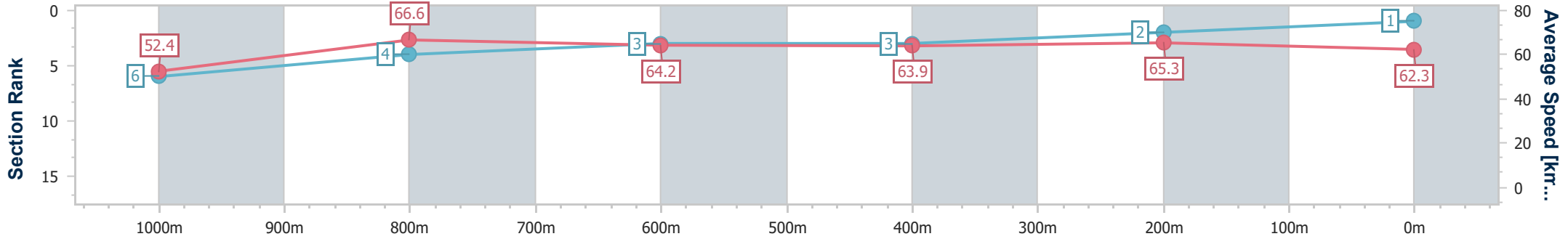
19 June 2024 - 13:12

Track Rating: Good 4, Weather: Fine, Rail Position: +11m Entire



BRISBANE  
RACING CLUB

Section	Overall	1000m	800m	600m	400m	200m
Section Times	1:09.78 [1] (0:13.73)	0:56.05 [6] (0:10.89)	0:45.16 [4] (0:11.29)	0:33.87 [3] (0:11.29)	0:22.58 [3] (0:10.99)	0:11.59 [2] (0:11.59)
Average Speed [km/h]	52.4	66.6	64.2	63.9	65.3	62.3
Top Speed [km/h]	66.0	67.8	65.3	64.6	66.9	66.1
Avg. Dist. to Rail [m]	3.6	2.0	1.0	0.4	1.6	4.2
Avg. Stride Freq. [Hz]	2.2	2.3	2.2	2.2	2.3	2.3
Avg. Stride Length [m]	6.6	8.1	7.9	7.9	8.0	7.6



- [ ] Ranking at each section and finish
- .-.- No data available at this section
- NA No data available



Horse/Jockey Name	Caspernova
Final Rank	2
Fastest Section Time (Section)	0:10.77 (400m)
Top Speed [km/h] (Section)	67.8 (400m)
Race State	Finished



**Doomben QLD Professional**  
**Race 3: THE GIBSON QTIS Three-Year-Old Maiden Plate - 1200m**

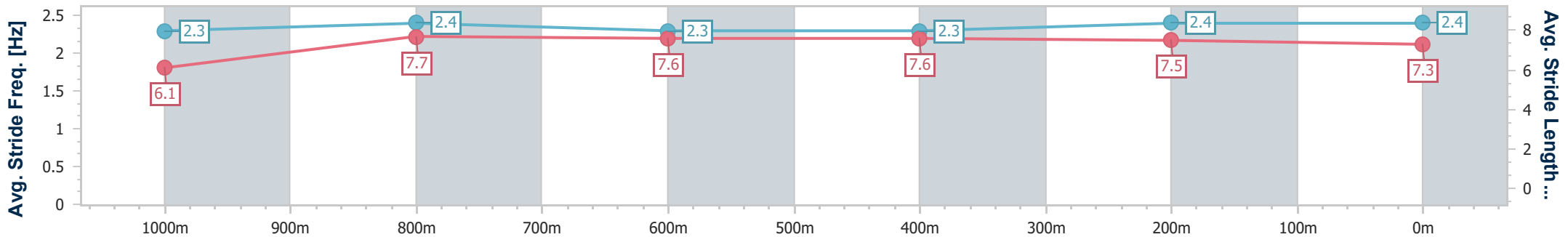
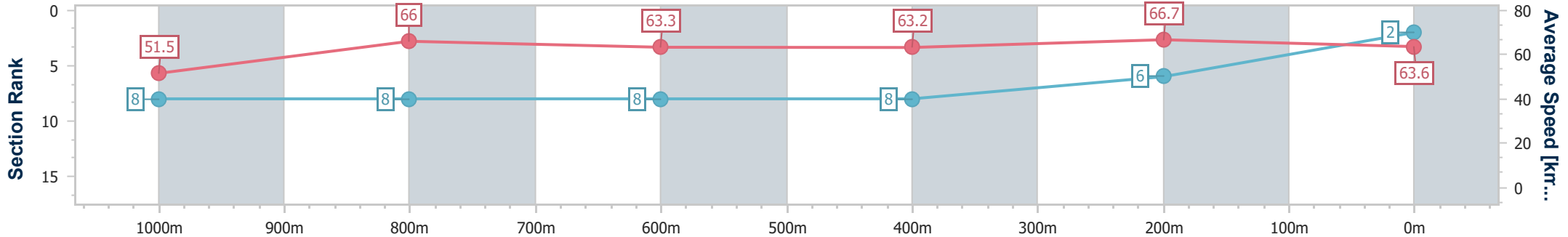
19 June 2024 - 13:12

Track Rating: Good 4, Weather: Fine, Rail Position: +11m Entire



BRISBANE  
RACING CLUB

Section	Overall	1000m	800m	600m	400m	200m
Section Times	1:09.83 [2] (0:13.98)	0:55.85 [8] (0:10.98)	0:44.87 [8] (0:11.41)	0:33.46 [8] (0:11.35)	0:22.11 [8] (0:10.77)	0:11.34 [6] (0:11.34)
Average Speed [km/h]	51.5	66.0	63.3	63.2	66.7	63.6
Top Speed [km/h]	66.9	67.0	64.7	64.5	67.8	67.1
Avg. Dist. to Rail [m]	5.3	1.3	0.8	0.7	1.1	1.1
Avg. Stride Freq. [Hz]	2.3	2.4	2.3	2.3	2.4	2.4
Avg. Stride Length [m]	6.1	7.7	7.6	7.6	7.5	7.3



- [ ] Ranking at each section and finish
- .-.- No data available at this section
- NA No data available



Horse/Jockey Name	Lietuva
Final Rank	3
Fastest Section Time (Section)	0:10.85 (400m)
Top Speed [km/h] (Section)	69.0 (Overall)
Race State	Finished



**Doomben QLD Professional**  
**Race 3: THE GIBSON QTIS Three-Year-Old Maiden Plate - 1200m**

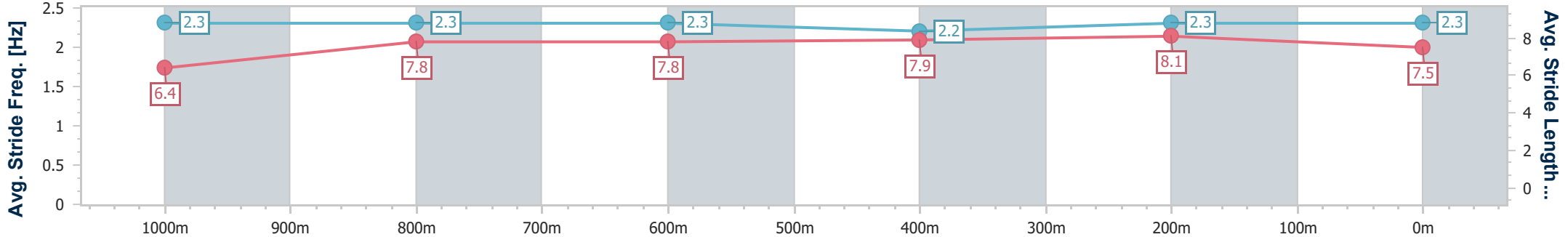
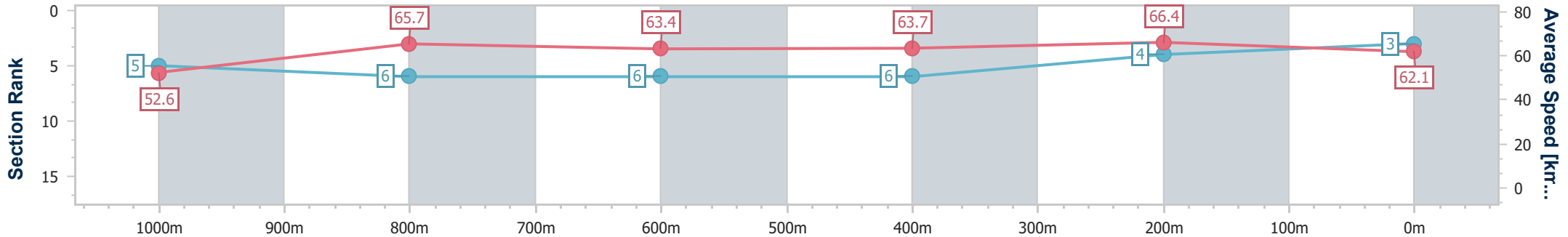
19 June 2024 - 13:12

Track Rating: Good 4, Weather: Fine, Rail Position: +11m Entire



BRISBANE  
RACING CLUB

Section	Overall	1000m	800m	600m	400m	200m
Section Times	1:10.00 [3] (0:13.71)	0:56.29 [5] (0:10.93)	0:45.36 [6] (0:11.47)	0:33.89 [6] (0:11.44)	0:22.45 [6] (0:10.85)	0:11.60 [4] (0:11.60)
Average Speed [km/h]	52.6	65.7	63.4	63.7	66.4	62.1
Top Speed [km/h]	69.0	68.2	63.7	66.0	67.0	65.0
Avg. Dist. to Rail [m]	2.3	0.4	1.8	1.8	2.5	4.7
Avg. Stride Freq. [Hz]	2.3	2.3	2.3	2.2	2.3	2.3
Avg. Stride Length [m]	6.4	7.8	7.8	7.9	8.1	7.5



- [ ] Ranking at each section and finish
- .-.- No data available at this section
- NA No data available



Horse/Jockey Name	Meat Pie Artie
Final Rank	4
Fastest Section Time (Section)	0:10.84 (1000m)
Top Speed [km/h] (Section)	67.8 (400m)
Race State	Finished



**Doomben QLD Professional**  
**Race 3: THE GIBSON QTIS Three-Year-Old Maiden Plate - 1200m**

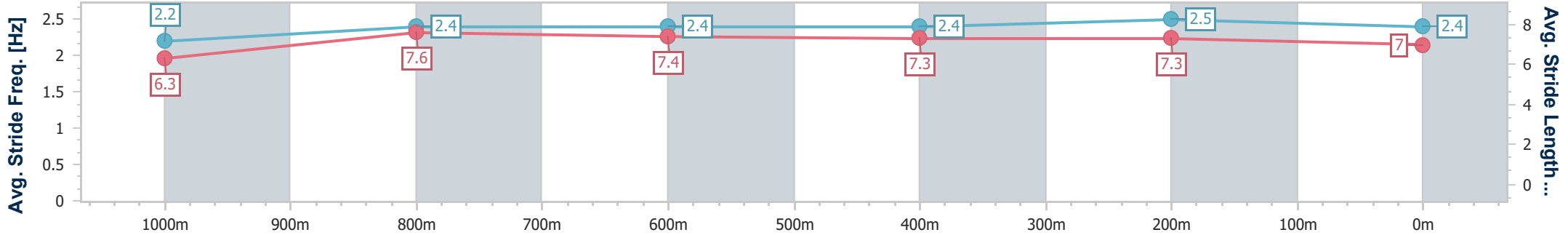
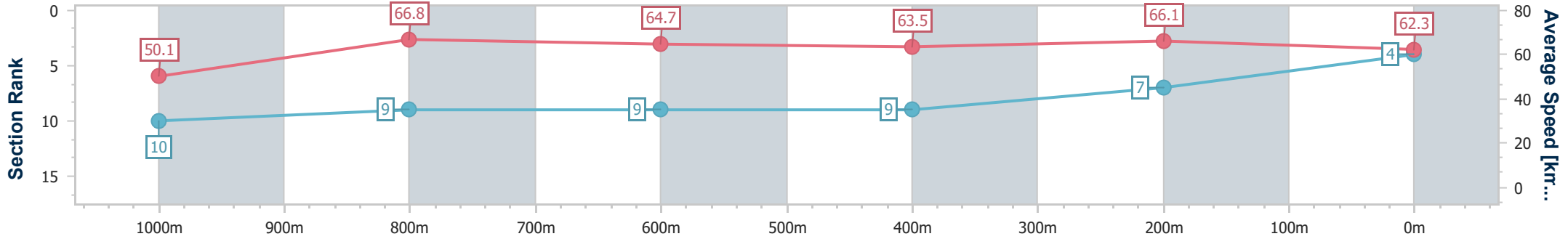
19 June 2024 - 13:12

Track Rating: Good 4, Weather: Fine, Rail Position: +11m Entire



BRISBANE  
RACING CLUB

Section	Overall	1000m	800m	600m	400m	200m
Section Times	1:10.18 [4] (0:14.33)	0:55.85 [10] (0:10.84)	0:45.01 [9] (0:11.23)	0:33.78 [9] (0:11.35)	0:22.43 [9] (0:10.87)	0:11.56 [7] (0:11.56)
Average Speed [km/h]	50.1	66.8	64.7	63.5	66.1	62.3
Top Speed [km/h]	67.6	67.6	66.9	64.9	67.8	66.7
Avg. Dist. to Rail [m]	4.7	1.9	1.4	0.7	1.1	2.2
Avg. Stride Freq. [Hz]	2.2	2.4	2.4	2.4	2.5	2.4
Avg. Stride Length [m]	6.3	7.6	7.4	7.3	7.3	7.0



- [ ] Ranking at each section and finish
- .-.- No data available at this section
- NA No data available



Horse/Jockey Name	Viaconi
Final Rank	5
Fastest Section Time (Section)	0:10.74 (1000m)
Top Speed [km/h] (Section)	69.4 (1000m)
Race State	Finished



**Doomben QLD Professional**  
**Race 3: THE GIBSON QTIS Three-Year-Old Maiden Plate - 1200m**

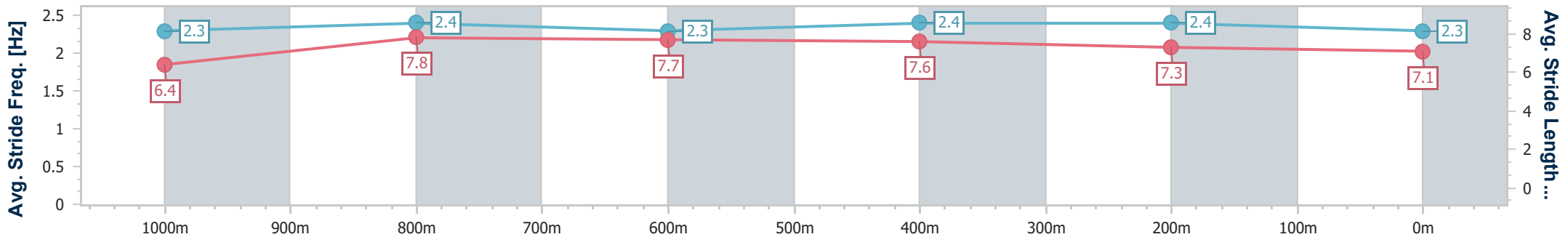
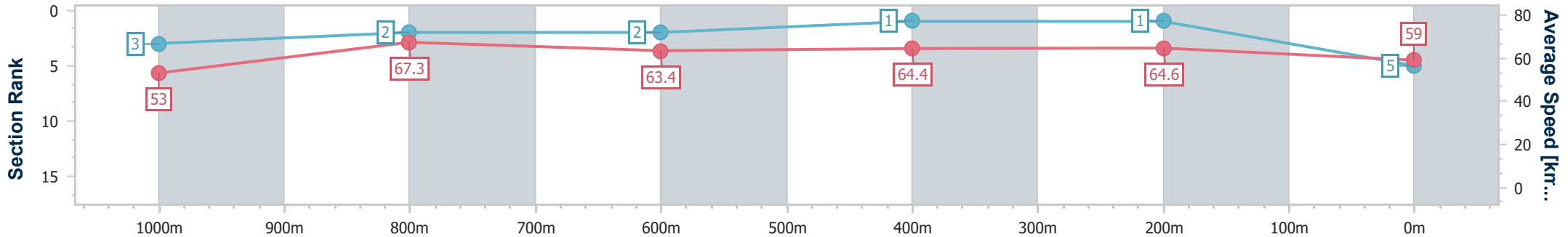
19 June 2024 - 13:12

Track Rating: Good 4, Weather: Fine, Rail Position: +11m Entire



BRISBANE  
RACING CLUB

Section	Overall	1000m	800m	600m	400m	200m
Section Times	1:10.24 [5] (0:13.59)	0:56.65 [3] (0:10.74)	0:45.91 [2] (0:11.40)	0:34.51 [2] (0:11.18)	0:23.33 [1] (0:11.15)	0:12.18 [1] (0:12.18)
Average Speed [km/h]	53.0	67.3	63.4	64.4	64.6	59.0
Top Speed [km/h]	68.1	69.4	64.8	64.6	65.5	62.8
Avg. Dist. to Rail [m]	2.5	1.7	0.4	0.2	1.1	3.1
Avg. Stride Freq. [Hz]	2.3	2.4	2.3	2.4	2.4	2.3
Avg. Stride Length [m]	6.4	7.8	7.7	7.6	7.3	7.1



- [ ] Ranking at each section and finish
- .-.- No data available at this section
- NA No data available



Horse/Jockey Name	Optimus Maximus
Final Rank	6
Fastest Section Time (Section)	0:10.97 (1000m)
Top Speed [km/h] (Section)	66.8 (1000m)
Race State	Finished



**Doomben QLD Professional**  
**Race 3: THE GIBSON QTIS Three-Year-Old Maiden Plate - 1200m**

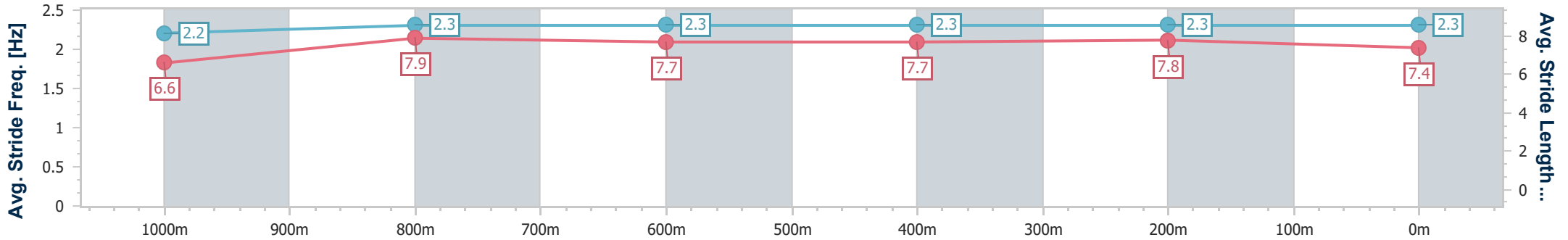
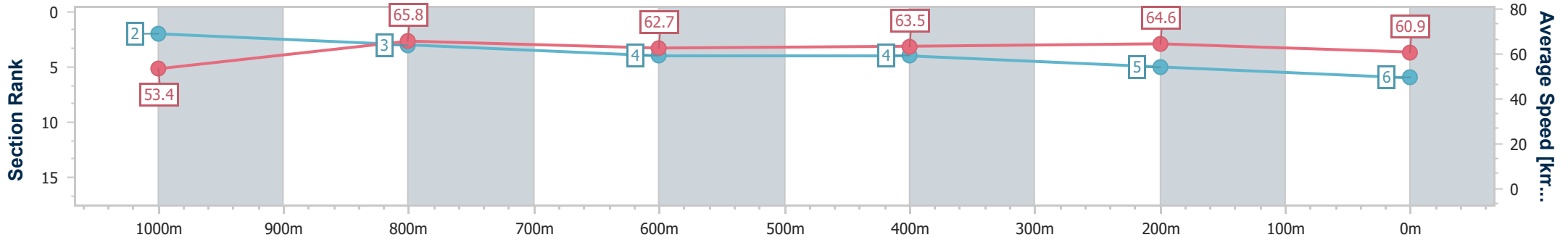
19 June 2024 - 13:12

Track Rating: Good 4, Weather: Fine, Rail Position: +11m Entire



BRISBANE  
RACING CLUB

Section	Overall	1000m	800m	600m	400m	200m
Section Times	1:10.24 [6] (0:13.48)	0:56.76 [2] (0:10.97)	0:45.79 [3] (0:11.52)	0:34.27 [4] (0:11.32)	0:22.95 [4] (0:11.16)	0:11.79 [5]
Average Speed [km/h]	53.4	65.8	62.7	63.5	64.6	60.9
Top Speed [km/h]	66.3	66.8	64.3	64.8	64.9	63.5
Avg. Dist. to Rail [m]	1.7	0.3	0.9	0.5	0.7	1.4
Avg. Stride Freq. [Hz]	2.2	2.3	2.3	2.3	2.3	2.3
Avg. Stride Length [m]	6.6	7.9	7.7	7.7	7.8	7.4



- [ ] Ranking at each section and finish
- .-.- No data available at this section
- NA No data available



Horse/Jockey Name	Spruce
Final Rank	7
Fastest Section Time (Section)	0:10.84 (1000m)
Top Speed [km/h] (Section)	68.3 (1000m)
Race State	Finished



**Doomben QLD Professional**  
**Race 3: THE GIBSON QTIS Three-Year-Old Maiden Plate - 1200m**

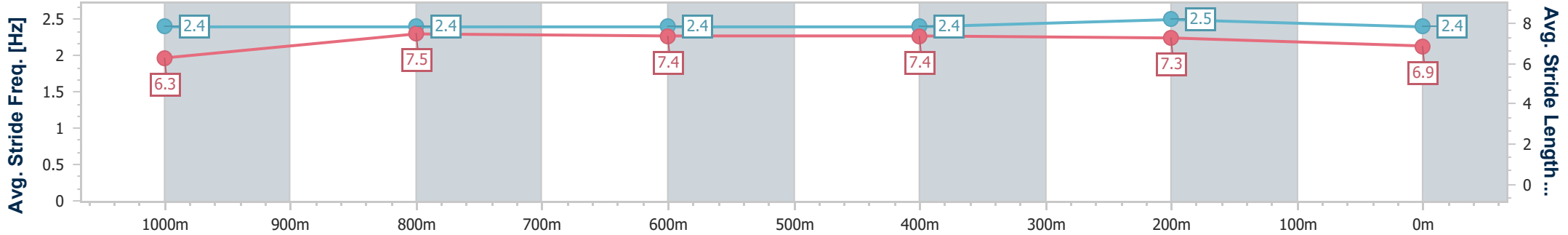
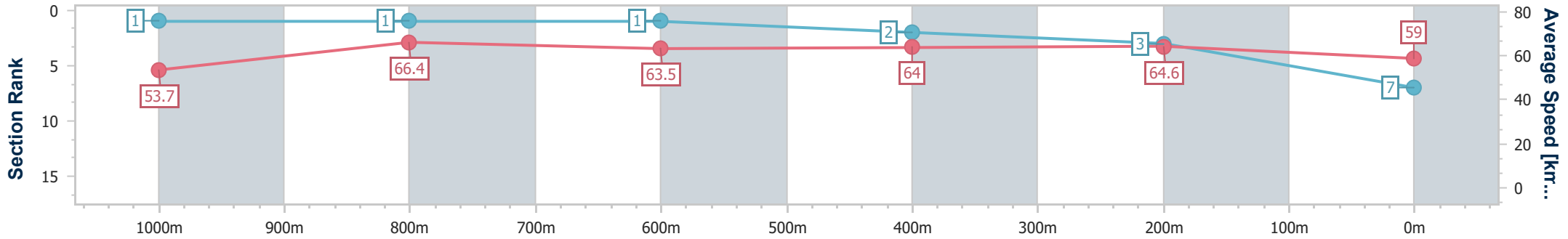
19 June 2024 - 13:12

Track Rating: Good 4, Weather: Fine, Rail Position: +11m Entire



BRISBANE  
RACING CLUB

Section	Overall	1000m	800m	600m	400m	200m
Section Times	1:10.44 [7] (0:13.43)	0:57.01 [1] (0:10.84)	0:46.17 [1] (0:11.44)	0:34.73 [1] (0:11.36)	0:23.37 [2] (0:11.18)	0:12.19 [3] (0:12.19)
Average Speed [km/h]	53.7	66.4	63.5	64.0	64.6	59.0
Top Speed [km/h]	67.8	68.3	65.4	64.7	65.8	63.4
Avg. Dist. to Rail [m]	4.3	0.6	1.7	2.1	1.5	1.1
Avg. Stride Freq. [Hz]	2.4	2.4	2.4	2.4	2.5	2.4
Avg. Stride Length [m]	6.3	7.5	7.4	7.4	7.3	6.9



- [ ] Ranking at each section and finish
- .-.- No data available at this section
- NA No data available





Horse/Jockey Name	Like Smoke
Final Rank	8
Fastest Section Time (Section)	0:11.00 (1000m)
Top Speed [km/h] (Section)	69.8 (Overall)
Race State	Finished



**Doomben QLD Professional**  
**Race 3: THE GIBSON QTIS Three-Year-Old Maiden Plate - 1200m**

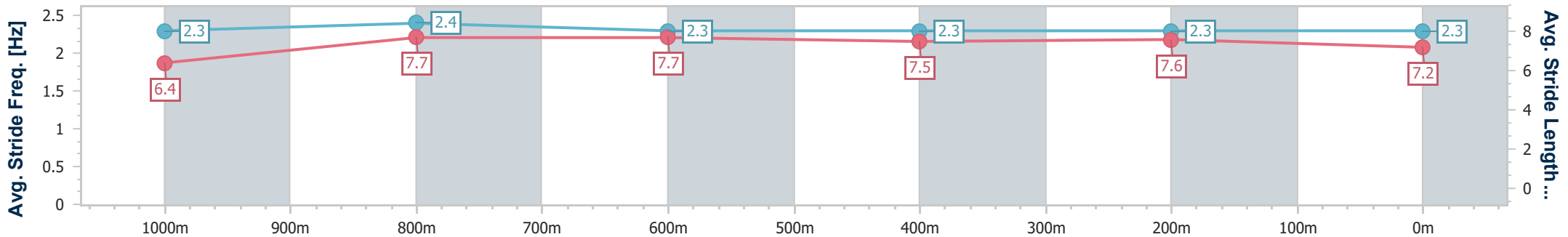
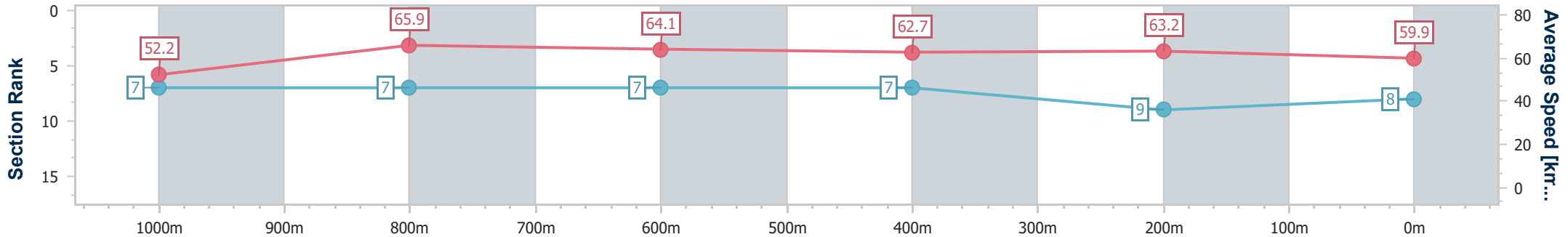
19 June 2024 - 13:12

Track Rating: Good 4, Weather: Fine, Rail Position: +11m Entire



BRISBANE  
RACING CLUB

Section	Overall	1000m	800m	600m	400m	200m
Section Times	1:11.14 [8] (0:13.82)	0:57.32 [7] (0:11.00)	0:46.32 [7] (0:11.35)	0:34.97 [7] (0:11.52)	0:23.45 [7] (0:11.40)	0:12.05 [9] (0:12.05)
Average Speed [km/h]	52.2	65.9	64.1	62.7	63.2	59.9
Top Speed [km/h]	69.8	66.9	65.5	63.9	63.9	62.2
Avg. Dist. to Rail [m]	4.6	2.6	1.9	1.0	0.7	0.9
Avg. Stride Freq. [Hz]	2.3	2.4	2.3	2.3	2.3	2.3
Avg. Stride Length [m]	6.4	7.7	7.7	7.5	7.6	7.2



- [ ] Ranking at each section and finish
- .-.- No data available at this section
- NA No data available



Horse/Jockey Name	Hurricane Harlow
Final Rank	9
Fastest Section Time (Section)	0:11.02 (1000m)
Top Speed [km/h] (Section)	68.1 (Overall)
Race State	Finished



**Doomben QLD Professional**  
**Race 3: THE GIBSON QTIS Three-Year-Old Maiden Plate - 1200m**

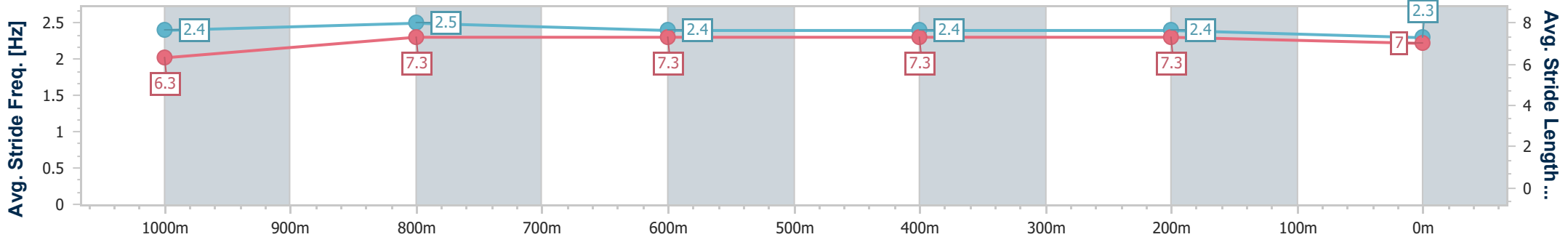
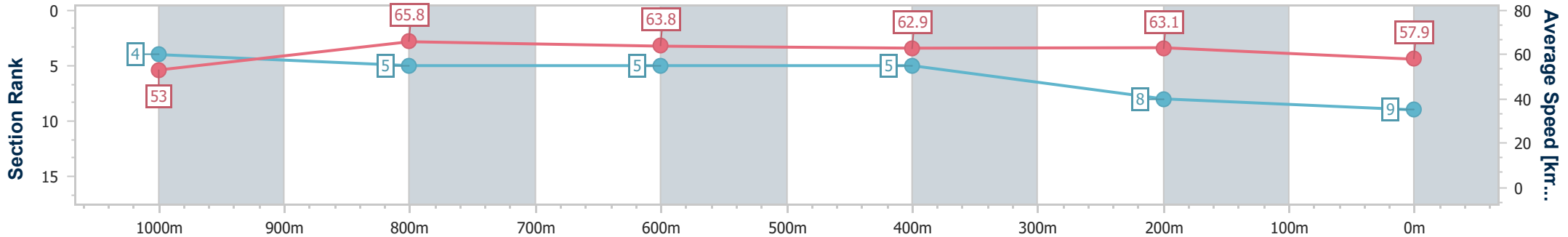
19 June 2024 - 13:12

Track Rating: Good 4, Weather: Fine, Rail Position: +11m Entire



BRISBANE  
RACING CLUB

Section	Overall	1000m	800m	600m	400m	200m
Section Times	1:11.37 [9] (0:13.61)	0:57.76 [4] (0:11.02)	0:46.74 [5] (0:11.43)	0:35.31 [5] (0:11.46)	0:23.85 [5] (0:11.44)	0:12.41 [8] (0:12.41)
Average Speed [km/h]	53.0	65.8	63.8	62.9	63.1	57.9
Top Speed [km/h]	68.1	67.9	64.6	64.7	64.2	61.1
Avg. Dist. to Rail [m]	4.1	2.7	2.1	0.4	2.2	2.7
Avg. Stride Freq. [Hz]	2.4	2.5	2.4	2.4	2.4	2.3
Avg. Stride Length [m]	6.3	7.3	7.3	7.3	7.3	7.0



- [ ] Ranking at each section and finish
- .-.-.- No data available at this section
- NA No data available



Horse/Jockey Name	Bennu
Final Rank	10
Fastest Section Time (Section)	0:11.02 (1000m)
Top Speed [km/h] (Section)	69.2 (1000m)
Race State	Finished



**Doomben QLD Professional**  
**Race 3: THE GIBSON QTIS Three-Year-Old Maiden Plate - 1200m**

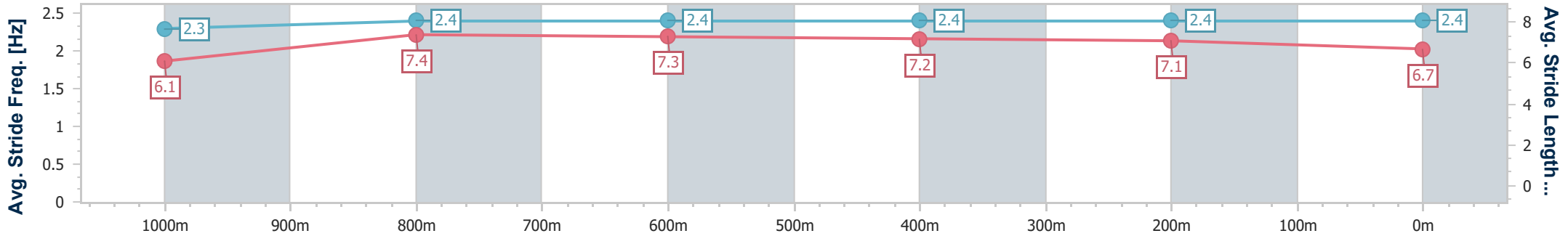
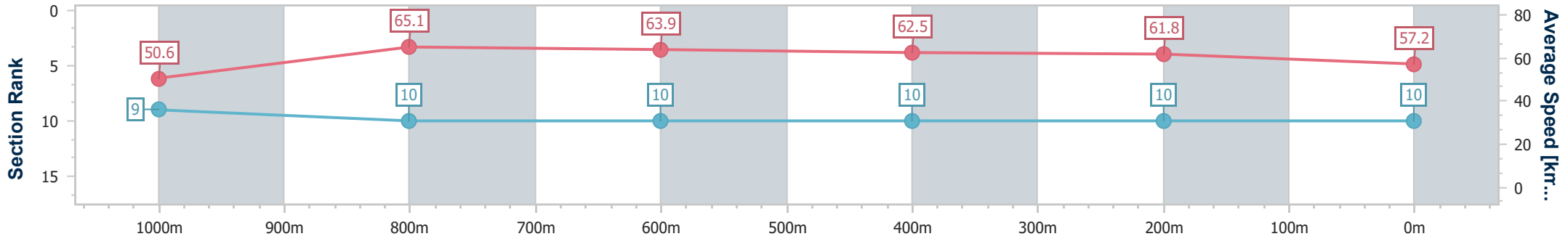
19 June 2024 - 13:12

Track Rating: Good 4, Weather: Fine, Rail Position: +11m Entire



BRISBANE  
RACING CLUB

Section	Overall	1000m	800m	600m	400m	200m
Section Times	1:12.50 [10] (0:14.26)	0:58.24 [9] (0:11.02)	0:47.22 [10] (0:11.38)	0:35.84 [10] (0:11.58)	0:24.26 [10] (0:11.64)	0:12.62 [10] (0:12.62)
Average Speed [km/h]	50.6	65.1	63.9	62.5	61.8	57.2
Top Speed [km/h]	69.2	69.2	65.3	64.5	64.7	59.1
Avg. Dist. to Rail [m]	2.8	0.5	1.8	1.5	0.5	1.5
Avg. Stride Freq. [Hz]	2.3	2.4	2.4	2.4	2.4	2.4
Avg. Stride Length [m]	6.1	7.4	7.3	7.2	7.1	6.7



- [ ] Ranking at each section and finish
- .-.- No data available at this section
- NA No data available