



Doomben QLD Professional

Race 4: MULLINS LAWYERS BENCHMARK 68 Handicap - 1660m

19 June 2024 - 13:47



BRISBANE
RACING CLUB

Track Rating: Good 4, Weather: Fine, Rail Position: +11m Entire

Section													Overall	1400m	1200m	1000m	800m	600m	400m	Last 600m
Field Times													1:40.09 (0:17.21)	1:22.88 (0:11.27)	1:11.61 (0:12.20)	0:59.41 (0:12.70)	0:46.71 (0:12.28)	0:34.43 (0:11.51)	0:22.92 (0:11.07)	0:34.43
Rank	TAB	Horse/Jockey	Barrier	Top Speed [km/h]	Fastest Section								Distance Travelled [m]							
1	2	DRIALLE Jag Guthmann-Chester	6	66.5 400m	0:11.01 400m	1:40.09 [1] (0:17.27)	1:22.82 [2] (0:11.48)	1:11.34 [2] (0:12.16)	0:59.18 [2] (0:12.58)	0:46.60 [2] (0:12.22)	0:34.38 [2] (0:11.52)	0:22.86 [2] (0:11.01)	0:34.38							
2	9	SIZZLING GAL Robbie Dolan	1	67.3 400m	0:11.05 400m	1:40.11 [2] (0:17.99)	1:22.12 [4] (0:11.33)	1:10.79 [4] (0:12.02)	0:58.77 [4] (0:12.34)	0:46.43 [3] (0:12.17)	0:34.26 [3] (0:11.56)	0:22.70 [4] (0:11.05)	0:34.26 -5							
3	1	GRINZINGER KNIGHT Marnu Potgieter	10	66.7 1400m	0:11.20 400m	1:40.38 [3] (0:17.21)	1:23.17 [1] (0:11.27)	1:11.90 [1] (0:12.20)	0:59.70 [1] (0:12.70)	0:47.00 [1] (0:12.28)	0:34.72 [1] (0:11.51)	0:23.21 [1] (0:11.20)	0:34.72 -2							
4	10	MISSION OF LOVE Jake Bayliss	9	65.8 400m	0:11.12 400m	1:40.43 [4] (0:18.35)	1:22.08 [6] (0:11.49)	1:10.59 [7] (0:11.93)	0:58.66 [7] (0:12.58)	0:46.08 [8] (0:11.98)	0:34.10 [7] (0:11.45)	0:22.65 [7] (0:11.12)	0:34.10 +5							
5	4	AQUA ALTA Bailey Wheeler	2	65.6 400m	0:11.15 400m	1:40.44 [5] (0:17.65)	1:22.79 [3] (0:11.57)	1:11.22 [3] (0:12.01)	0:59.21 [3] (0:12.54)	0:46.67 [4] (0:12.15)	0:34.52 [4] (0:11.47)	0:23.05 [3] (0:11.15)	0:34.52 +3							
6	6	COUP DE TONNERRE Cejay Graham	7	65.5 400m	0:11.20 400m	1:40.51 [6] (0:17.99)	1:22.52 [5] (0:11.52)	1:11.00 [5] (0:11.98)	0:59.02 [6] (0:12.57)	0:46.45 [6] (0:12.10)	0:34.35 [5] (0:11.47)	0:22.88 [5] (0:11.20)	0:34.35 +3							
7	7	SECURITY ADVISOR Melea Castle	13	65.0 400m	0:11.17 400m	1:40.76 [7] (0:18.91)	1:21.85 [9] (0:11.33)	1:10.52 [9] (0:11.53)	0:58.99 [8] (0:12.49)	0:46.50 [7] (0:12.18)	0:34.32 [8] (0:11.38)	0:22.94 [8] (0:11.17)	0:34.32 -5							
8	3	TEA LEAVES Noel Callow	12	66.0 400m	0:11.20 1400m	1:40.79 [8] (0:18.64)	1:22.15 [7] (0:11.20)	1:10.95 [6] (0:11.61)	0:59.34 [5] (0:12.61)	0:46.73 [5] (0:12.15)	0:34.58 [6] (0:11.52)	0:23.06 [6] (0:11.20)	0:34.58 +0							
9	8	DIABLO BOLT Dan McGillivray	15	65.6 400m	0:11.15 400m	1:41.12 [9] (0:18.66)	1:22.46 [8] (0:11.46)	1:11.00 [8] (0:11.76)	0:59.24 [9] (0:12.99)	0:46.25 [9] (0:12.08)	0:34.17 [9] (0:11.33)	0:22.84 [9] (0:11.15)	0:34.17 -1							

Scratched: Condrieu (#11), Flic En Flac (#13), Tambourine Man (#14), Shopping Wise (#16), Scottish Prince (#15), Chasing Jackley (#5), Iron Grace (#12)

[] Ranking at each section and finish
 -:-:- No data available at this section
 NA No data available

SCN Saddle cloth number
 DNF Did not finish
 DNT Did not track



Doomben QLD Professional

Race 4: MULLINS LAWYERS BENCHMARK 68 Handicap - 1660m

19 June 2024 - 13:47



BRISBANE
RACING CLUB

Track Rating: Good 4, Weather: Fine, Rail Position: +11m Entire

Section				200m				Last 600m	
Field Times				0:11.85 (0:11.85)				0:34.43	
Rank	TAB	Horse/Jockey	Barrier	Top Speed [km/h]	Fastest Section	Margin			Distance Travelled [m]
1	2	DRIALLE Jag Guthmann-Chester	6	66.5 400m	0:11.01 400m	0:11.85 [1] (0:11.85)	1:40.09		0:34.38
2	9	SIZZLING GAL Robbie Dolan	1	67.3 400m	0:11.05 400m	0:11.65 [3] (0:11.65)	0.14L		0:34.26 -5
3	1	GRINZINGER KNIGHT Marnu Potgieter	10	66.7 1400m	0:11.20 400m	0:12.01 [2] (0:12.01)	1.73L		0:34.72 -2
4	10	MISSION OF LOVE Jake Bayliss	9	65.8 400m	0:11.12 400m	0:11.53 [6] (0:11.53)	1.98L		0:34.10 +5
5	4	AQUA ALTA Bailey Wheeler	2	65.6 400m	0:11.15 400m	0:11.90 [4] (0:11.90)	2.09L		0:34.52 +3
6	6	COUP DE TONNERRE Cejay Graham	7	65.5 400m	0:11.20 400m	0:11.68 [5] (0:11.68)	2.46L		0:34.35 +3
7	7	SECURITY ADVISOR Melea Castle	13	65.0 400m	0:11.17 400m	0:11.77 [8] (0:11.77)	3.96L		0:34.32 -5
8	3	TEA LEAVES Noel Callow	12	66.0 400m	0:11.20 1400m	0:11.86 [7] (0:11.86)	4.12L		0:34.58 +0
9	8	DIABLO BOLT Dan McGillivray	15	65.6 400m	0:11.15 400m	0:11.69 [9] (0:11.69)	6.06L		0:34.17 -1

Scratched: Condrieu (#11), Flic En Flac (#13), Tambourine Man (#14), Shopping Wise (#16), Scottish Prince (#15), Chasing Jackley (#5), Iron Grace (#12)

[] Ranking at each section and finish
-:--:- No data available at this section
NA No data available

SCN Saddle cloth number
DNF Did not finish
DNT Did not track



Horse/Jockey Name	Drialle
Final Rank	1
Fastest Section Time (Section)	0:11.01 (400m)
Top Speed [km/h] (Section)	66.5 (400m)
Race State	Finished



Doomben QLD Professional
Race 4: MULLINS LAWYERS BENCHMARK 68 Handicap - 1660m

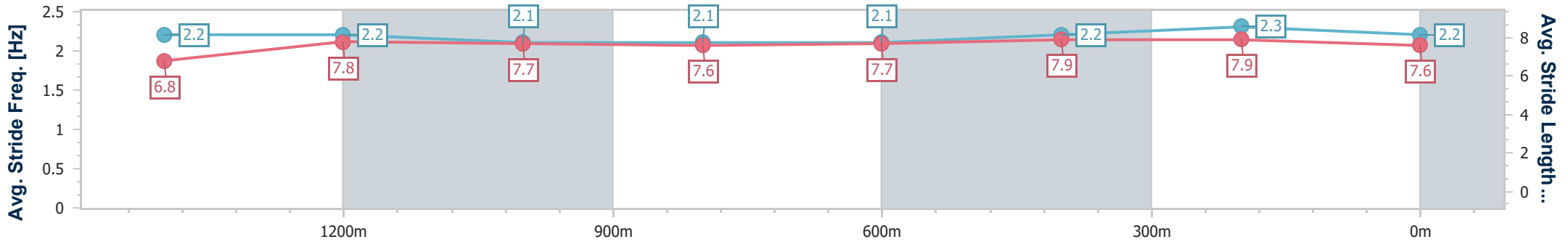
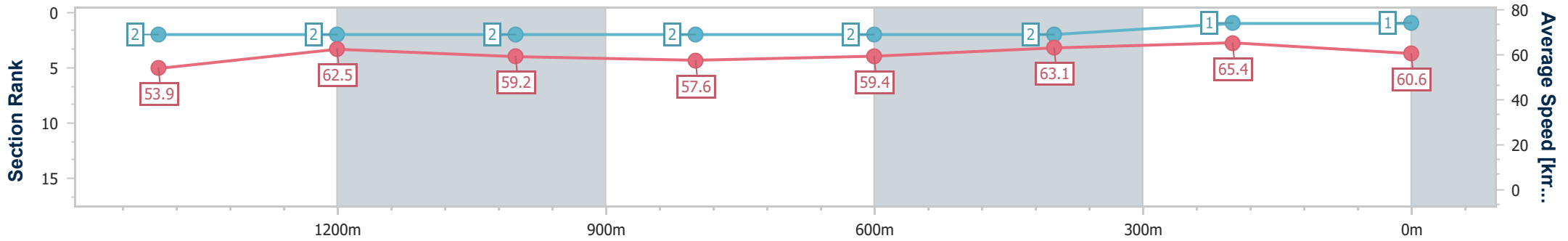
19 June 2024 - 13:47

Track Rating: Good 4, Weather: Fine, Rail Position: +11m Entire



BRISBANE
RACING CLUB

Section	Overall	1400m	1200m	1000m	800m	600m	400m	200m
Section Times	1:40.09 [1] (0:17.27)	1:22.82 [2] (0:11.48)	1:11.34 [2] (0:12.16)	0:59.18 [2] (0:12.58)	0:46.60 [2] (0:12.22)	0:34.38 [2] (0:11.52)	0:22.86 [2] (0:11.01)	0:11.85 [1] (0:11.85)
Average Speed [km/h]	53.9	62.5	59.2	57.6	59.4	63.1	65.4	60.6
Top Speed [km/h]	66.0	64.5	61.1	58.6	61.2	64.8	66.5	64.5
Avg. Dist. to Rail [m]	2.7	1.1	1.2	1.4	2.0	1.2	0.7	0.2
Avg. Stride Freq. [Hz]	2.2	2.2	2.1	2.1	2.1	2.2	2.3	2.2
Avg. Stride Length [m]	6.8	7.8	7.7	7.6	7.7	7.9	7.9	7.6



- [] Ranking at each section and finish
- .-.- No data available at this section
- NA No data available



Horse/Jockey Name	Sizzling Gal
Final Rank	2
Fastest Section Time (Section)	0:11.05 (400m)
Top Speed [km/h] (Section)	67.3 (400m)
Race State	Finished



Doomben QLD Professional
Race 4: MULLINS LAWYERS BENCHMARK 68 Handicap - 1660m

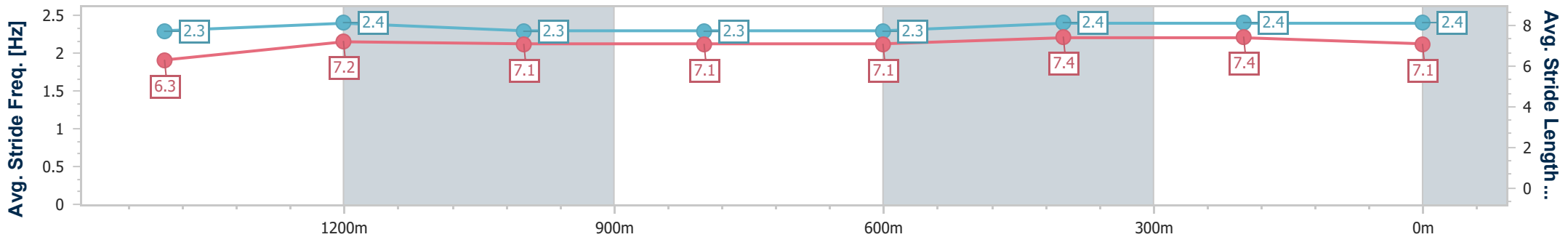
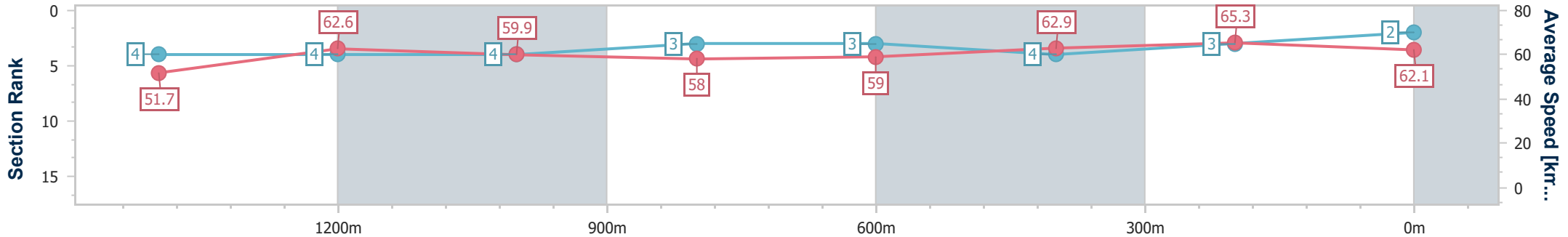


BRISBANE RACING CLUB

19 June 2024 - 13:47

Track Rating: Good 4, Weather: Fine, Rail Position: +11m Entire

Section	Overall	1400m	1200m	1000m	800m	600m	400m	200m
Section Times	1:40.11 [2] (0:17.99)	1:22.12 [4] (0:11.33)	1:10.79 [4] (0:12.02)	0:58.77 [4] (0:12.34)	0:46.43 [3] (0:12.17)	0:34.26 [3] (0:11.56)	0:22.70 [4] (0:11.05)	0:11.65 [3] (0:11.65)
Average Speed [km/h]	51.7	62.6	59.9	58.0	59.0	62.9	65.3	62.1
Top Speed [km/h]	64.0	64.4	62.5	59.0	62.5	64.9	67.3	64.9
Avg. Dist. to Rail [m]	3.6	2.3	0.4	2.6	0.6	1.6	5.2	4.6
Avg. Stride Freq. [Hz]	2.3	2.4	2.3	2.3	2.3	2.4	2.4	2.4
Avg. Stride Length [m]	6.3	7.2	7.1	7.1	7.1	7.4	7.4	7.1



- [] Ranking at each section and finish
- .-.- No data available at this section
- NA No data available



Horse/Jockey Name	Grinzing Knight
Final Rank	3
Fastest Section Time (Section)	0:11.20 (400m)
Top Speed [km/h] (Section)	66.7 (1400m)
Race State	Finished



Doomben QLD Professional
Race 4: MULLINS LAWYERS BENCHMARK 68 Handicap - 1660m

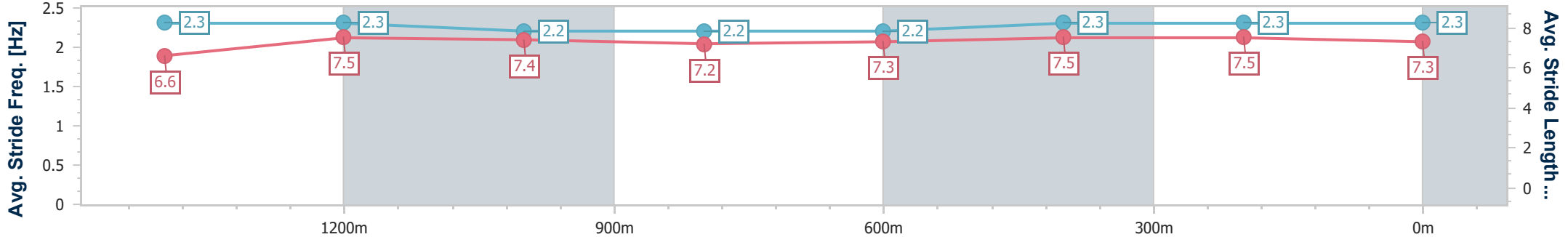
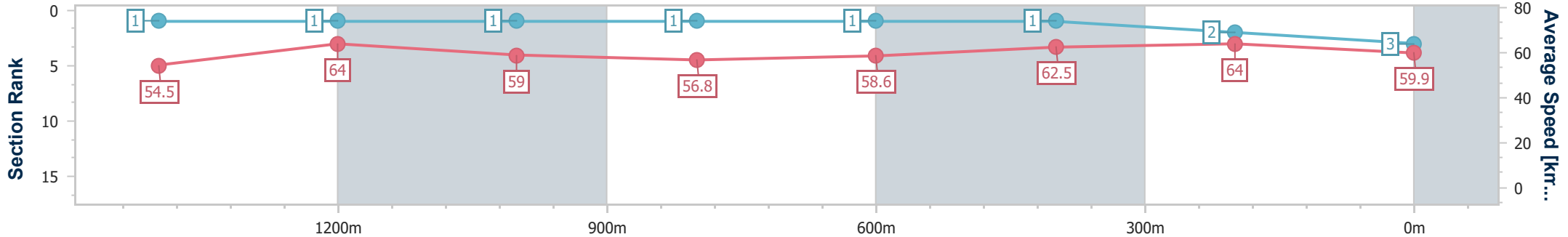
19 June 2024 - 13:47

Track Rating: Good 4, Weather: Fine, Rail Position: +11m Entire



BRISBANE
RACING CLUB

Section	Overall	1400m	1200m	1000m	800m	600m	400m	200m
Section Times	1:40.38 [3] (0:17.21)	1:23.17 [1] (0:11.27)	1:11.90 [1] (0:12.20)	0:59.70 [1] (0:12.70)	0:47.00 [1] (0:12.28)	0:34.72 [1] (0:11.51)	0:23.21 [1] (0:11.20)	0:12.01 [2] (0:12.01)
Average Speed [km/h]	54.5	64.0	59.0	56.8	58.6	62.5	64.0	59.9
Top Speed [km/h]	66.6	66.7	60.9	58.1	60.8	63.6	65.0	62.2
Avg. Dist. to Rail [m]	2.1	0.4	0.6	0.6	0.3	0.6	1.3	1.1
Avg. Stride Freq. [Hz]	2.3	2.3	2.2	2.2	2.2	2.3	2.3	2.3
Avg. Stride Length [m]	6.6	7.5	7.4	7.2	7.3	7.5	7.5	7.3



- [] Ranking at each section and finish
- .-.- No data available at this section
- NA No data available



Horse/Jockey Name	Mission Of Love
Final Rank	4
Fastest Section Time (Section)	0:11.12 (400m)
Top Speed [km/h] (Section)	65.8 (400m)
Race State	Finished



Doomben QLD Professional
Race 4: MULLINS LAWYERS BENCHMARK 68 Handicap - 1660m

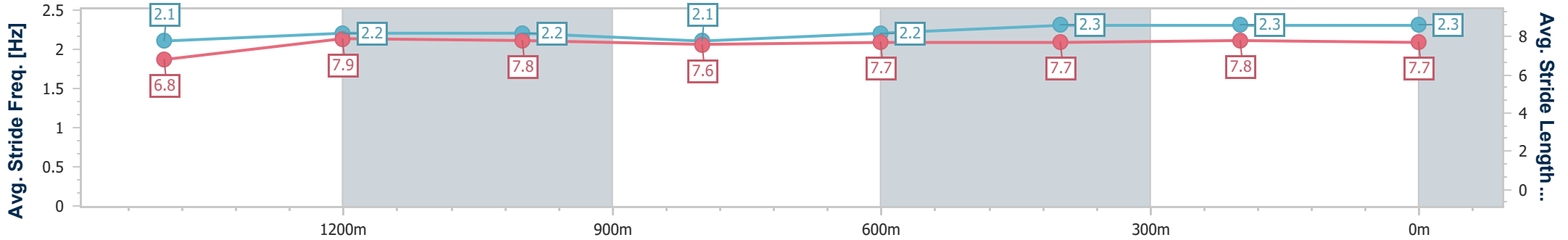
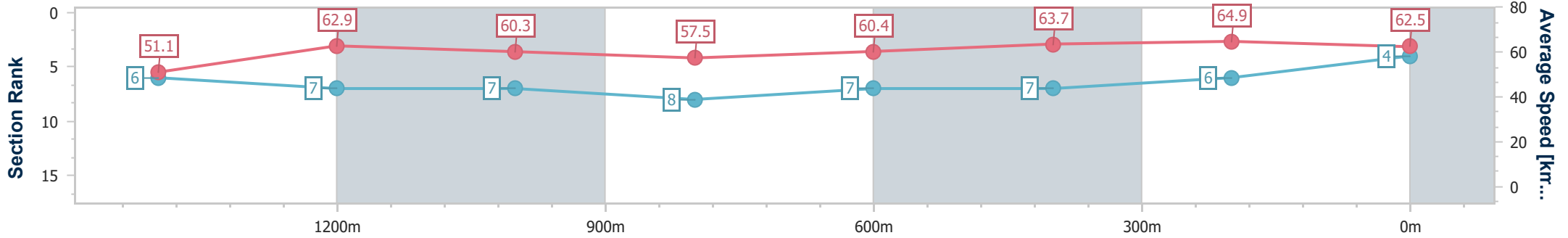


BRISBANE
RACING CLUB

19 June 2024 - 13:47

Track Rating: Good 4, Weather: Fine, Rail Position: +11m Entire

Section	Overall	1400m	1200m	1000m	800m	600m	400m	200m						
Section Times	1:40.43 [4] (0:18.35)	1:22.08 [6] (0:11.49)	1:10.59 [7] (0:11.93)	0:58.66 [7] (0:12.58)	0:46.08 [8] (0:11.98)	0:34.10 [7] (0:11.45)	0:22.65 [7] (0:11.12)	0:11.53 [6] (0:11.53)						
Average Speed [km/h]	51.1	62.9	60.3	57.5	60.4	63.7	64.9	62.5						
Top Speed [km/h]	63.5	63.6	62.7	58.3	64.4	64.4	65.8	64.5						
Avg. Dist. to Rail [m]	1.4	0.8	1.5	1.3	1.6	2.3	3.2	3.9						
Avg. Stride Freq. [Hz]	2.1	2.2	2.2	2.1	2.2	2.3	2.3	2.3						
Avg. Stride Length [m]	6.8	7.9	7.8	7.6	7.7	7.7	7.8	7.7						



- [] Ranking at each section and finish
- .-.- No data available at this section
- NA No data available



Horse/Jockey Name	Aqua Alta
Final Rank	5
Fastest Section Time (Section)	0:11.15 (400m)
Top Speed [km/h] (Section)	65.6 (400m)
Race State	Finished



Doomben QLD Professional
 Race 4: MULLINS LAWYERS BENCHMARK 68 Handicap - 1660m

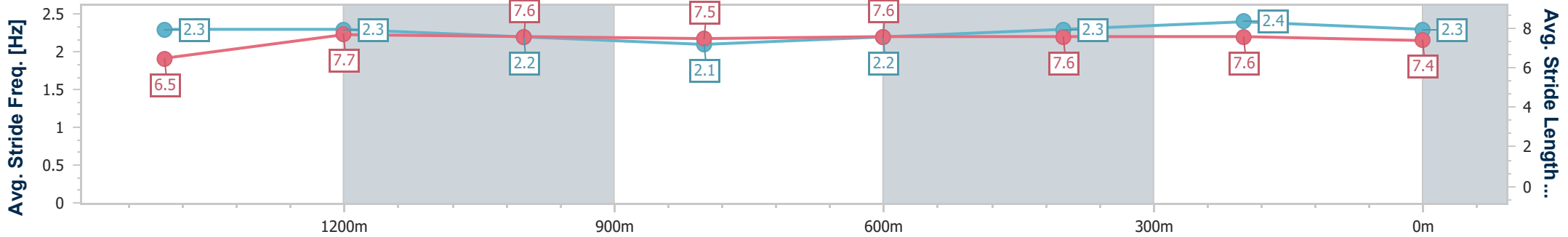
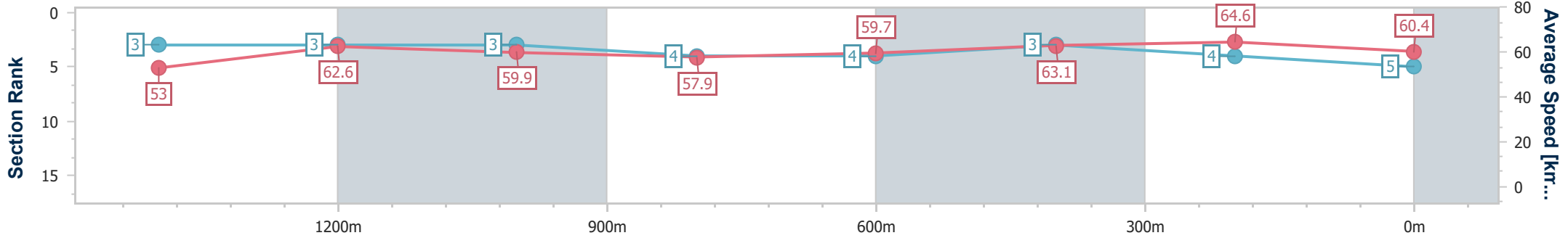


BRISBANE
 RACING CLUB

19 June 2024 - 13:47

Track Rating: Good 4, Weather: Fine, Rail Position: +11m Entire

Section	Overall	1400m	1200m	1000m	800m	600m	400m	200m
Section Times	1:40.44 [5] (0:17.65)	1:22.79 [3] (0:11.57)	1:11.22 [3] (0:12.01)	0:59.21 [3] (0:12.54)	0:46.67 [4] (0:12.15)	0:34.52 [4] (0:11.47)	0:23.05 [3] (0:11.15)	0:11.90 [4] (0:11.90)
Average Speed [km/h]	53.0	62.6	59.9	57.9	59.7	63.1	64.6	60.4
Top Speed [km/h]	64.5	63.5	61.3	59.0	62.1	65.2	65.6	63.5
Avg. Dist. to Rail [m]	0.6	1.0	1.9	1.8	1.6	0.8	2.4	2.7
Avg. Stride Freq. [Hz]	2.3	2.3	2.2	2.1	2.2	2.3	2.4	2.3
Avg. Stride Length [m]	6.5	7.7	7.6	7.5	7.6	7.6	7.6	7.4



- [] Ranking at each section and finish
- .-.-.- No data available at this section
- NA No data available



Horse/Jockey Name	Coup De Tonnerre
Final Rank	6
Fastest Section Time (Section)	0:11.20 (400m)
Top Speed [km/h] (Section)	65.5 (400m)
Race State	Finished



Doomben QLD Professional
Race 4: MULLINS LAWYERS BENCHMARK 68 Handicap - 1660m

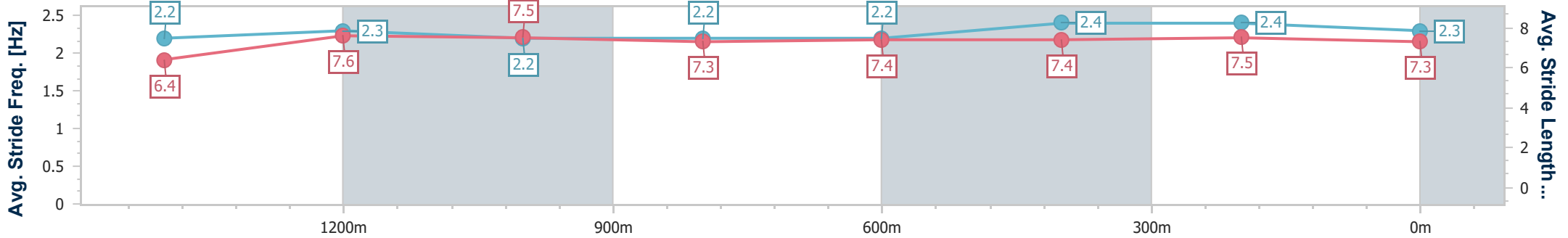
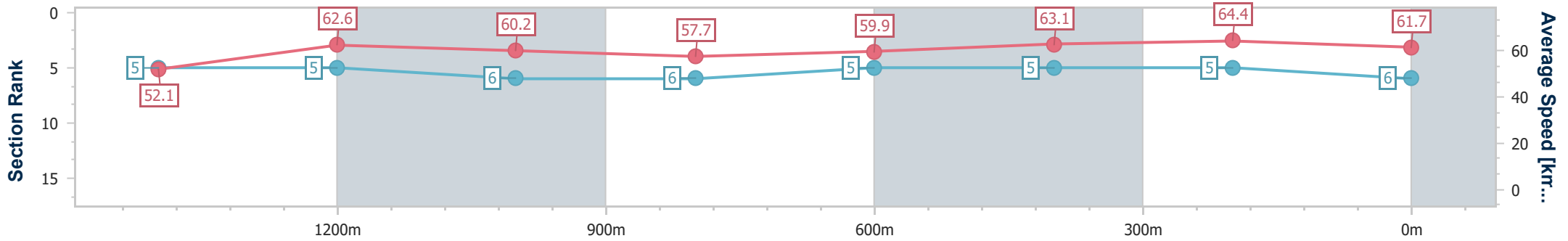
19 June 2024 - 13:47

Track Rating: Good 4, Weather: Fine, Rail Position: +11m Entire



BRISBANE
RACING CLUB

Section	Overall	1400m	1200m	1000m	800m	600m	400m	200m
Section Times	1:40.51 [6] (0:17.99)	1:22.52 [5] (0:11.52)	1:11.00 [5] (0:11.98)	0:59.02 [6] (0:12.57)	0:46.45 [6] (0:12.10)	0:34.35 [5] (0:11.47)	0:22.88 [5] (0:11.20)	0:11.68 [5] (0:11.68)
Average Speed [km/h]	52.1	62.6	60.2	57.7	59.9	63.1	64.4	61.7
Top Speed [km/h]	64.1	64.1	61.7	58.5	63.2	64.1	65.5	64.3
Avg. Dist. to Rail [m]	1.4	0.6	1.9	1.7	1.2	1.3	2.2	2.9
Avg. Stride Freq. [Hz]	2.2	2.3	2.2	2.2	2.2	2.4	2.4	2.3
Avg. Stride Length [m]	6.4	7.6	7.5	7.3	7.4	7.4	7.5	7.3



- [] Ranking at each section and finish
- .-.- No data available at this section
- NA No data available



Horse/Jockey Name	Security Advisor
Final Rank	7
Fastest Section Time (Section)	0:11.17 (400m)
Top Speed [km/h] (Section)	65.0 (400m)
Race State	Finished



Doomben QLD Professional
Race 4: MULLINS LAWYERS BENCHMARK 68 Handicap - 1660m

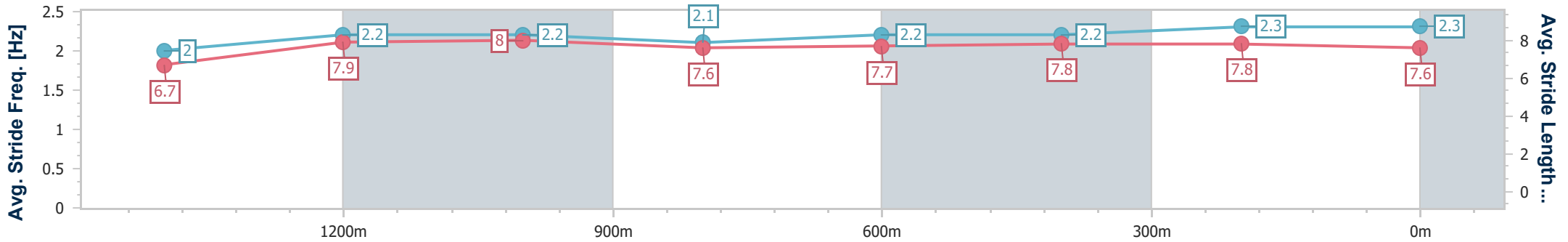
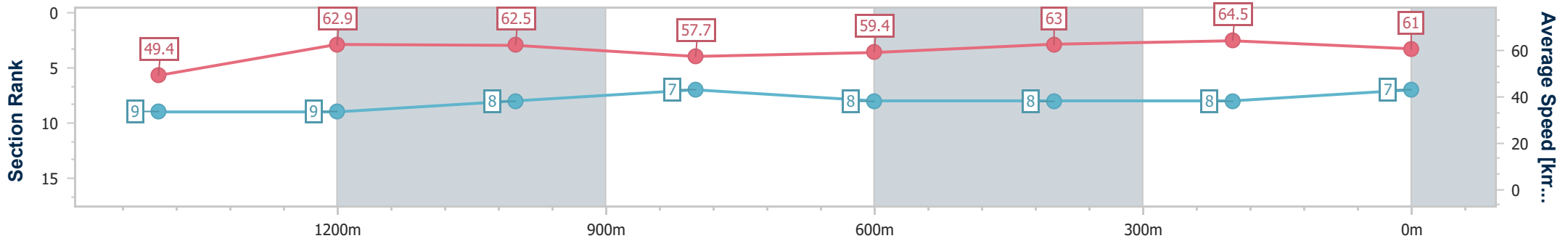
19 June 2024 - 13:47

Track Rating: Good 4, Weather: Fine, Rail Position: +11m Entire



BRISBANE
RACING CLUB

Section	Overall	1400m	1200m	1000m	800m	600m	400m	200m
Section Times	1:40.76 [7] (0:18.91)	1:21.85 [9] (0:11.33)	1:10.52 [9] (0:11.53)	0:58.99 [8] (0:12.49)	0:46.50 [7] (0:12.18)	0:34.32 [8] (0:11.38)	0:22.94 [8] (0:11.17)	0:11.77 [8] (0:11.77)
Average Speed [km/h]	49.4	62.9	62.5	57.7	59.4	63.0	64.5	61.0
Top Speed [km/h]	61.3	63.9	63.6	59.7	62.6	63.4	65.0	63.8
Avg. Dist. to Rail [m]	2.5	1.9	0.8	0.3	0.6	0.4	0.9	2.0
Avg. Stride Freq. [Hz]	2.0	2.2	2.2	2.1	2.2	2.2	2.3	2.3
Avg. Stride Length [m]	6.7	7.9	8.0	7.6	7.7	7.8	7.8	7.6



- [] Ranking at each section and finish
- .-.- No data available at this section
- NA No data available



Horse/Jockey Name	Tea Leaves
Final Rank	8
Fastest Section Time (Section)	0:11.20 (1400m)
Top Speed [km/h] (Section)	66.0 (400m)
Race State	Finished



Doomben QLD Professional
Race 4: MULLINS LAWYERS BENCHMARK 68 Handicap - 1660m

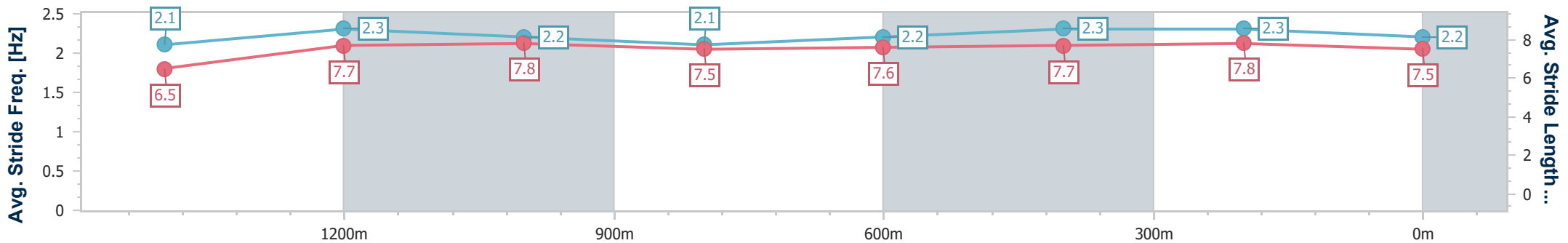
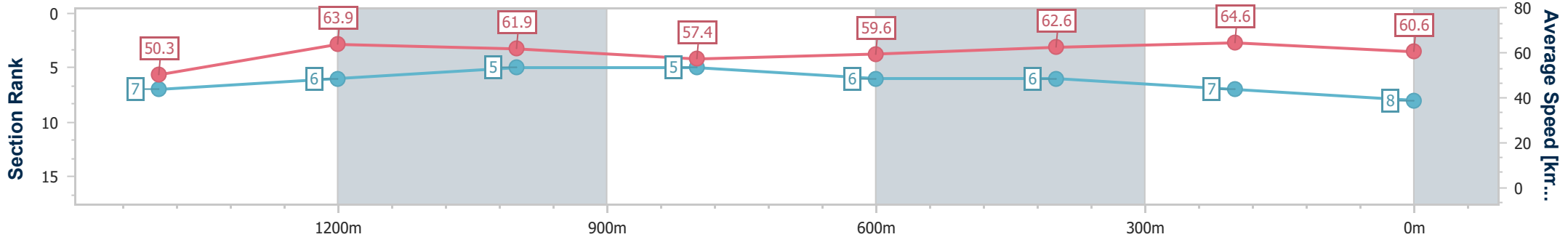
19 June 2024 - 13:47

Track Rating: Good 4, Weather: Fine, Rail Position: +11m Entire



BRISBANE
RACING CLUB

Section	Overall	1400m	1200m	1000m	800m	600m	400m	200m						
Section Times	1:40.79 [8] (0:18.64)	1:22.15 [7] (0:11.20)	1:10.95 [6] (0:11.61)	0:59.34 [5] (0:12.61)	0:46.73 [5] (0:12.15)	0:34.58 [6] (0:11.52)	0:23.06 [6] (0:11.20)	0:11.86 [7] (0:11.86)						
Average Speed [km/h]	50.3	63.9	61.9	57.4	59.6	62.6	64.6	60.6						
Top Speed [km/h]	61.4	64.8	64.4	58.7	62.5	63.3	66.0	63.4						
Avg. Dist. to Rail [m]	1.9	1.0	1.1	1.4	1.3	0.6	2.0	2.1						
Avg. Stride Freq. [Hz]	2.1	2.3	2.2	2.1	2.2	2.3	2.3	2.2						
Avg. Stride Length [m]	6.5	7.7	7.8	7.5	7.6	7.7	7.8	7.5						



- [] Ranking at each section and finish
- .-.- No data available at this section
- NA No data available



Horse/Jockey Name	Diablo Bolt
Final Rank	9
Fastest Section Time (Section)	0:11.15 (400m)
Top Speed [km/h] (Section)	65.6 (400m)
Race State	Finished



Doomben QLD Professional
Race 4: MULLINS LAWYERS BENCHMARK 68 Handicap - 1660m

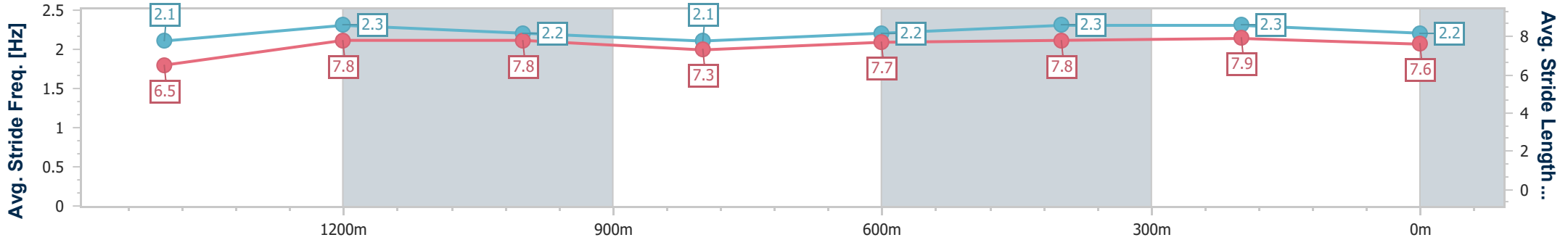
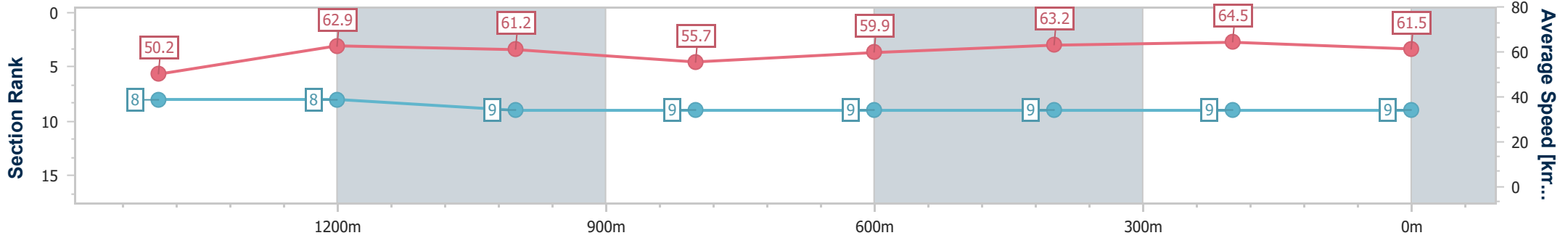
19 June 2024 - 13:47

Track Rating: Good 4, Weather: Fine, Rail Position: +11m Entire



BRISBANE
RACING CLUB

Section	Overall	1400m	1200m	1000m	800m	600m	400m	200m
Section Times	1:41.12 [9] (0:18.66)	1:22.46 [8] (0:11.46)	1:11.00 [8] (0:11.76)	0:59.24 [9] (0:12.99)	0:46.25 [9] (0:12.08)	0:34.17 [9] (0:11.33)	0:22.84 [9] (0:11.15)	0:11.69 [9] (0:11.69)
Average Speed [km/h]	50.2	62.9	61.2	55.7	59.9	63.2	64.5	61.5
Top Speed [km/h]	62.2	65.3	62.7	58.8	62.4	64.2	65.6	63.5
Avg. Dist. to Rail [m]	2.6	0.7	1.2	1.1	0.5	0.3	0.9	0.3
Avg. Stride Freq. [Hz]	2.1	2.3	2.2	2.1	2.2	2.3	2.3	2.2
Avg. Stride Length [m]	6.5	7.8	7.8	7.3	7.7	7.8	7.9	7.6



- [] Ranking at each section and finish
- .-.- No data available at this section
- NA No data available