



Aquis Park Gold Coast Poly QLD Professional

Race 5: VANTAGE WINDOWS & DOORS BENCHMARK 58 Handicap - 1540m

22 June 2024 - 14:54



Track Rating: Synthetic, Weather: Overcast, Rail Position: True

Section		Overall	1400m	1200m	1000m	800m	600m	400m	Last 600m				
Field Times		1:31.94 (0:10.17)	1:21.77 (0:11.17)	1:10.60 (0:10.97)	0:59.63 (0:11.75)	0:47.88 (0:12.30)	0:35.58 (0:12.02)	0:23.56 (0:11.78)	0:35.58				
Rank	TAB Horse/Jockey	Barrier	Top Speed [km/h]	Fastest Section									Distance Travelled [m]
1	3 HULKAMANIA Noel Callow	7	66.5	0:10.39	1:31.94 [1] (0:10.39)	1:21.55 [5] (0:11.43)	1:10.12 [6] (0:11.12)	0:59.00 [5] (0:11.61)	0:47.39 [4] (0:12.12)	0:35.27 [4] (0:11.77)	0:23.50 [2] (0:11.72)	0:35.27	
2	1 TAKUNAI Rikki Jamieson	13	66.4	0:10.88	1:31.99 [2] (0:10.88)	1:21.11 [12] (0:11.50)	1:09.61 [11] (0:10.95)	0:58.66 [11] (0:11.74)	0:46.92 [11] (0:11.99)	0:34.93 [10] (0:11.67)	0:23.26 [7] (0:11.68)	0:34.93	+13
3	5 SARSEN Jai Williams	9	66.4	0:10.63	1:32.04 [3] (0:10.63)	1:21.41 [9] (0:11.49)	1:09.92 [9] (0:11.04)	0:58.88 [8] (0:11.62)	0:47.26 [7] (0:12.09)	0:35.17 [7] (0:11.78)	0:23.39 [5] (0:11.69)	0:35.17	+3
4	15 MIDNIGHT BOOM Shania Willis	12	67.2	0:10.46	1:32.33 [4] (0:10.46)	1:21.87 [7] (0:11.35)	1:10.52 [5] (0:10.97)	0:59.55 [4] (0:11.83)	0:47.72 [5] (0:12.19)	0:35.53 [6] (0:11.73)	0:23.80 [3] (0:11.76)	0:35.53	+6
5	7 BIRMINGHAM Cody Collis	8	65.6	0:10.40	1:32.39 [5] (0:10.40)	1:21.99 [6] (0:11.43)	1:10.56 [7] (0:11.20)	0:59.36 [6] (0:11.76)	0:47.60 [8] (0:12.18)	0:35.42 [9] (0:11.97)	0:23.45 [9] (0:11.74)	0:35.42	+7
6	13 PAULI Yvette Lewis	5	66.9	0:10.34	1:32.53 [6] (0:10.34)	1:22.19 [3] (0:11.39)	1:10.80 [4] (0:11.31)	0:59.49 [7] (0:11.60)	0:47.89 [6] (0:12.11)	0:35.78 [5] (0:12.24)	0:23.54 [10] (0:11.96)	0:35.78	-4
7	8 GREGARIOUS Corey Sutherland	16	67.2	0:10.17	1:32.54 [7] (0:10.17)	1:22.37 [1] (0:11.19)	1:11.18 [2] (0:11.13)	1:00.05 [2] (0:11.89)	0:48.16 [2] (0:12.24)	0:35.92 [3] (0:11.76)	0:24.16 [1] (0:11.98)	0:35.92	+6
8	6 MISTER HEMSWORTH Danny Peisley	6	66.0	0:10.73	1:32.74 [8] (0:10.73)	1:22.01 [11] (0:11.73)	1:10.28 [12] (0:11.06)	0:59.22 [12] (0:11.56)	0:47.66 [12] (0:12.14)	0:35.52 [12] (0:11.79)	0:23.73 [11] (0:11.86)	0:35.52	+3
9	12 BETTER STRINGS Andrew Spinks	1	65.0	0:10.71	1:32.75 [9] (0:10.71)	1:22.04 [10] (0:11.32)	1:10.72 [8] (0:11.21)	0:59.51 [10] (0:11.56)	0:47.95 [9] (0:12.12)	0:35.83 [8] (0:11.78)	0:24.05 [6] (0:11.89)	0:35.83	-2
10	10 MARIPOSA Micheal Hellyer	10	67.0	0:10.51	1:32.95 [10] (0:10.51)	1:22.44 [8] (0:11.68)	1:10.76 [10] (0:11.05)	0:59.71 [9] (0:11.70)	0:48.01 [10] (0:12.16)	0:35.85 [11] (0:12.01)	0:23.84 [12] (0:11.96)	0:35.85	+10

Scratched: Patti Waggin (#16), Belle's Boy (#4), Hayaku (#2), Vana Star (#11)

[] Ranking at each section and finish
 -:-:- No data available at this section
 NA No data available
 SCN Saddle cloth number
 DNF Did not finish
 DNT Did not track



Aquis Park Gold Coast Poly QLD Professional
Race 5: VANTAGE WINDOWS & DOORS BENCHMARK 58 Handicap - 1540m
22 June 2024 - 14:54



Track Rating: Synthetic, Weather: Overcast, Rail Position: True

Section		Overall	1400m	1200m	1000m	800m	600m	400m	Last 600m
Field Times		1:31.94 (0:10.17)	1:21.77 (0:11.17)	1:10.60 (0:10.97)	0:59.63 (0:11.75)	0:47.88 (0:12.30)	0:35.58 (0:12.02)	0:23.56 (0:11.78)	0:35.58

Rank	TAB	Horse/Jockey	Barrier	Top Speed [km/h]	Fastest Section	Overall	1400m	1200m	1000m	800m	600m	400m	Last 600m	Distance Travelled [m]
11	14	PABALLO	15	66.9	0:10.24	1:34.79 [11]	1:24.55 [2]	1:13.42 [3]	1:02.22 [3]	0:50.34 [3]	0:38.28 [2]	0:26.18 [4]	0:38.28	-1
		Kirk Matheson		1400m	Overall	(0:10.24)	(0:11.13)	(0:11.20)	(0:11.88)	(0:12.06)	(0:12.10)	(0:12.87)		
12	9	REAL MINT	2	68.2	0:10.37	1:34.97 [12]	1:24.60 [4]	1:13.63 [1]	1:02.66 [1]	0:50.91 [1]	0:38.61 [1]	0:26.06 [8]	0:38.61	+0
		Madeleine Wishart		1200m	Overall	(0:10.37)	(0:10.97)	(0:10.97)	(0:11.75)	(0:12.30)	(0:12.55)	(0:12.94)		

Scratched: Patti Waggin (#16), Belle's Boy (#4), Hayaku (#2), Vana Star (#11)

[] Ranking at each section and finish
 -:-:-:- No data available at this section
 NA No data available

SCN Saddle cloth number
 DNF Did not finish
 DNT Did not track



Aquis Park Gold Coast Poly QLD Professional
Race 5: VANTAGE WINDOWS & DOORS BENCHMARK 58 Handicap - 1540m
22 June 2024 - 14:54



Track Rating: Synthetic, Weather: Overcast, Rail Position: True

Section				200m				Last 600m	
Field Times				0:11.78 (0:11.78)				0:35.58	
Rank	TAB	Horse/Jockey	Barrier	Top Speed [km/h]	Fastest Section	Margin			Distance Travelled [m]
1	3	HULKAMANIA Noel Callow	7	66.5 1200m	0:10.39 Overall	0:11.78 [1] (0:11.78)	1:31.94		0:35.27
2	1	TAKUNAI Rikki Jamieson	13	66.4 1200m	0:10.88 Overall	0:11.58 [5] (0:11.58)	0.2L		0:34.93 +13
3	5	SARSEN Jai Williams	9	66.4 1200m	0:10.63 Overall	0:11.70 [3] (0:11.70)	0.4L		0:35.17 +3
4	15	MIDNIGHT BOOM Shania Willis	12	67.2 1200m	0:10.46 Overall	0:12.04 [2] (0:12.04)	1.9L		0:35.53 +6
5	7	BIRMINGHAM Cody Collis	8	65.6 1200m	0:10.40 Overall	0:11.71 [7] (0:11.71)	2.1L		0:35.42 +7
6	13	PAULI Yvette Lewis	5	66.9 1400m	0:10.34 Overall	0:11.58 [9] (0:11.58)	2.9L		0:35.78 -4
7	8	GREGARIOUS Corey Sutherland	16	67.2 1400m	0:10.17 Overall	0:12.18 [4] (0:12.18)	3L		0:35.92 +6
8	6	MISTER HEMSWORTH Danny Peisley	6	66.0 1200m	0:10.73 Overall	0:11.87 [8] (0:11.87)	4L		0:35.52 +3
9	12	BETTER STRINGS Andrew Spinks	1	65.0 1400m	0:10.71 Overall	0:12.16 [6] (0:12.16)	4.1L		0:35.83 -2
10	10	MARIPOSA Micheal Hellyer	10	67.0 1200m	0:10.51 Overall	0:11.88 [10] (0:11.88)	5.1L		0:35.85 +10

Scratched: Patti Waggin (#16), Belle's Boy (#4), Hayaku (#2), Vana Star (#11)

[] Ranking at each section and finish
 -:-:- No data available at this section
 NA No data available
 SCN Saddle cloth number
 DNF Did not finish
 DNT Did not track



Aquis Park Gold Coast Poly QLD Professional
Race 5: VANTAGE WINDOWS & DOORS BENCHMARK 58 Handicap - 1540m
22 June 2024 - 14:54



Track Rating: Synthetic, Weather: Overcast, Rail Position: True

Section				200m				Last 600m		
Field Times				0:11.78 (0:11.78)				0:35.58		
Rank	TAB	Horse/Jockey	Barrier	Top Speed [km/h]	Fastest Section	Margin			Distance Travelled [m]	
11	14	PABALLO	15	66.9	0:10.24	0:13.31 [11]	15.9L		0:38.28	-1
		Kirk Matheson		1400m	Overall	(0:13.31)				
12	9	REAL MINT	2	68.2	0:10.37	0:13.12 [12]	16.9L		0:38.61	+0
		Madeleine Wishart		1200m	Overall	(0:13.12)				

Scratched: Patti Waggin (#16), Belle's Boy (#4), Hayaku (#2), Vana Star (#11)

[] Ranking at each section and finish
 -:-:-:- No data available at this section
 NA No data available

SCN Saddle cloth number
 DNF Did not finish
 DNT Did not track



Horse/Jockey Name	Hulkamania
Final Rank	1
Fastest Section Time (Section)	0:10.39 (Overall)
Top Speed [km/h] (Section)	66.5 (1200m)
Race State	Finished

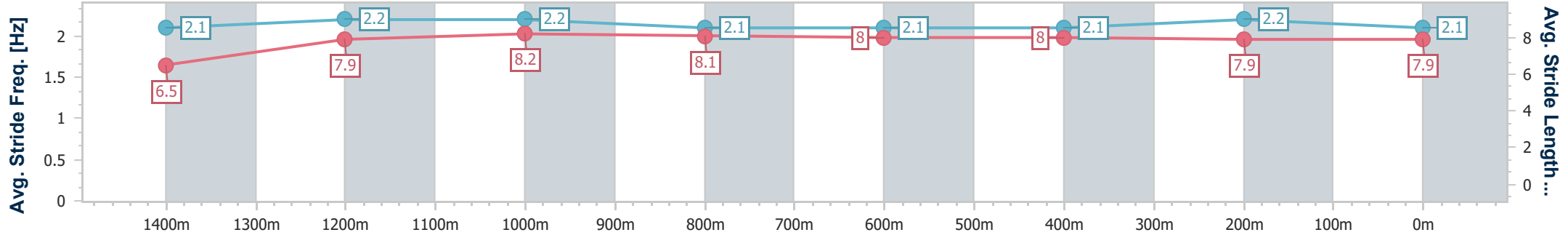
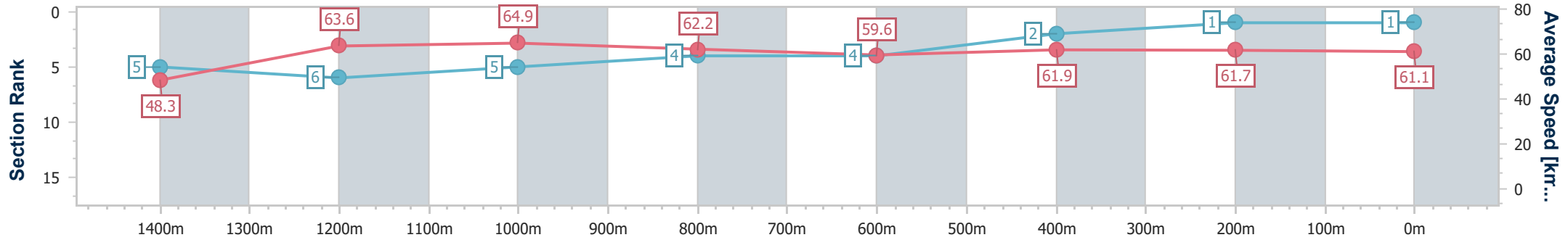


Aquis Park Gold Coast Poly QLD Professional
 Race 5: VANTAGE WINDOWS & DOORS BENCHMARK 58
 Handicap - 1540m
 22 June 2024 - 14:54



Track Rating: Synthetic, Weather: Overcast, Rail Position: True

Section	Overall	1400m	1200m	1000m	800m	600m	400m	200m
Section Times	1:31.94 [1] (0:10.39)	1:21.55 [5] (0:11.43)	1:10.12 [6] (0:11.12)	0:59.00 [5] (0:11.61)	0:47.39 [4] (0:12.12)	0:35.27 [4] (0:11.77)	0:23.50 [2] (0:11.72)	0:11.78 [1] (0:11.78)
Average Speed [km/h]	48.3	63.6	64.9	62.2	59.6	61.9	61.7	61.1
Top Speed [km/h]	64.8	65.4	66.5	63.4	60.6	62.5	63.0	62.3
Avg. Dist. to Rail [m]	3.6	1.1	1.8	1.8	0.9	2.0	3.0	4.5
Avg. Stride Freq. [Hz]	2.1	2.2	2.2	2.1	2.1	2.1	2.2	2.1
Avg. Stride Length [m]	6.5	7.9	8.2	8.1	8.0	8.0	7.9	7.9



- [] Ranking at each section and finish
- .-.- No data available at this section
- NA No data available



Horse/Jockey Name	Takunai
Final Rank	2
Fastest Section Time (Section)	0:10.88 (Overall)
Top Speed [km/h] (Section)	66.4 (1200m)
Race State	Finished

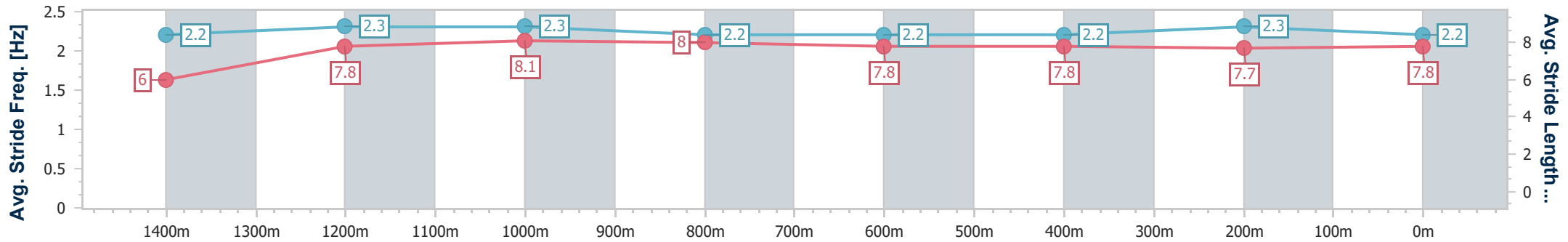
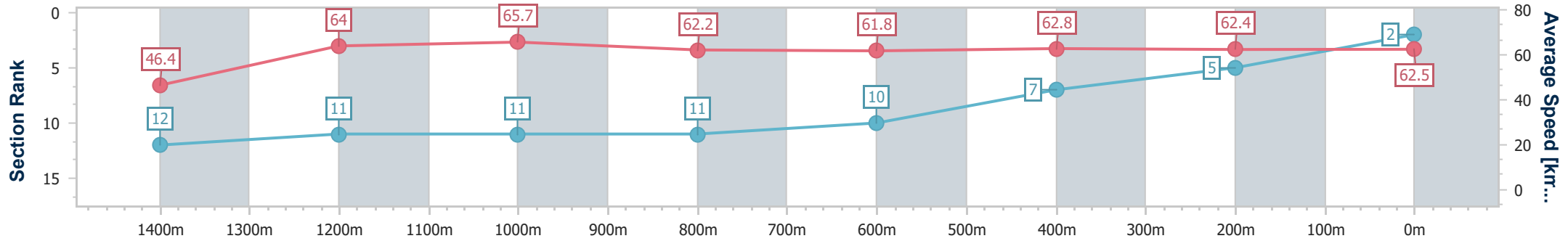


Aquis Park Gold Coast Poly QLD Professional
 Race 5: VANTAGE WINDOWS & DOORS BENCHMARK 58
 Handicap - 1540m
 22 June 2024 - 14:54



Track Rating: Synthetic, Weather: Overcast, Rail Position: True

Section	Overall	1400m	1200m	1000m	800m	600m	400m	200m
Section Times	1:31.99 [2] (0:10.88)	1:21.11 [12] (0:11.50)	1:09.61 [11] (0:10.95)	0:58.66 [11] (0:11.74)	0:46.92 [11] (0:11.99)	0:34.93 [10] (0:11.67)	0:23.26 [7] (0:11.68)	0:11.58 [5] (0:11.58)
Average Speed [km/h]	46.4	64.0	65.7	62.2	61.8	62.8	62.4	62.5
Top Speed [km/h]	62.7	66.0	66.4	63.7	63.9	64.1	63.1	62.8
Avg. Dist. to Rail [m]	6.8	2.9	4.3	4.4	5.1	4.4	5.0	7.2
Avg. Stride Freq. [Hz]	2.2	2.3	2.3	2.2	2.2	2.2	2.3	2.2
Avg. Stride Length [m]	6.0	7.8	8.1	8.0	7.8	7.8	7.7	7.8



- [] Ranking at each section and finish
- .-.- No data available at this section
- NA No data available



Horse/Jockey Name	Sarsen
Final Rank	3
Fastest Section Time (Section)	0:10.63 (Overall)
Top Speed [km/h] (Section)	66.4 (1200m)
Race State	Finished

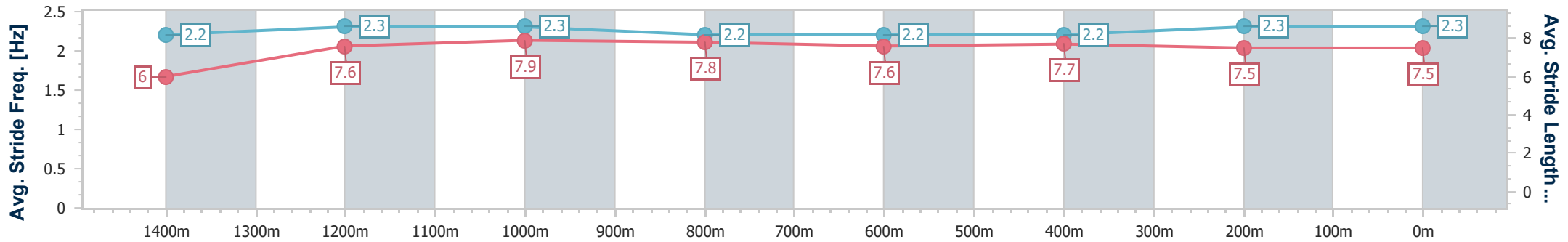
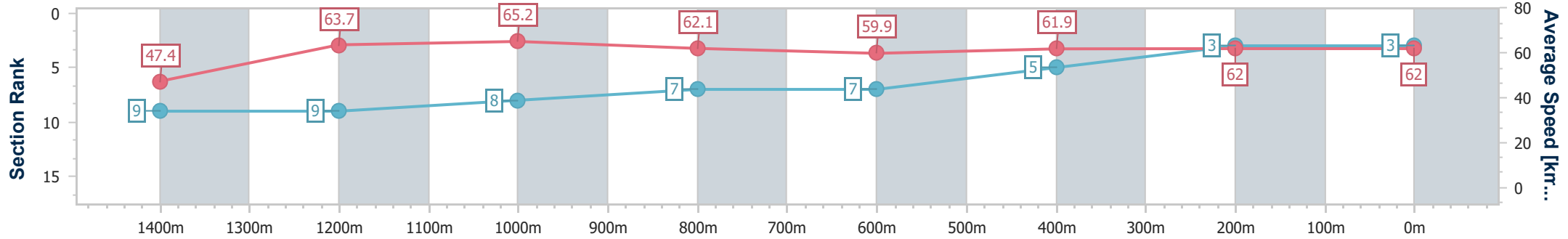


Aquis Park Gold Coast Poly QLD Professional
 Race 5: VANTAGE WINDOWS & DOORS BENCHMARK 58
 Handicap - 1540m
 22 June 2024 - 14:54



Track Rating: Synthetic, Weather: Overcast, Rail Position: True

Section	Overall	1400m	1200m	1000m	800m	600m	400m	200m
Section Times	1:32.04 [3] (0:10.63)	1:21.41 [9] (0:11.49)	1:09.92 [9] (0:11.04)	0:58.88 [8] (0:11.62)	0:47.26 [7] (0:12.09)	0:35.17 [7] (0:11.78)	0:23.39 [5] (0:11.69)	0:11.70 [3] (0:11.70)
Average Speed [km/h]	47.4	63.7	65.2	62.1	59.9	61.9	62.0	62.0
Top Speed [km/h]	61.4	64.3	66.4	63.2	61.3	62.1	62.5	61.7
Avg. Dist. to Rail [m]	6.4	1.8	1.9	1.4	1.0	2.0	3.0	3.4
Avg. Stride Freq. [Hz]	2.2	2.3	2.3	2.2	2.2	2.2	2.3	2.3
Avg. Stride Length [m]	6.0	7.6	7.9	7.8	7.6	7.7	7.5	7.5



- [] Ranking at each section and finish
- .-.- No data available at this section
- NA No data available



Horse/Jockey Name	Midnight Boom
Final Rank	4
Fastest Section Time (Section)	0:10.46 (Overall)
Top Speed [km/h] (Section)	67.2 (1200m)
Race State	Finished

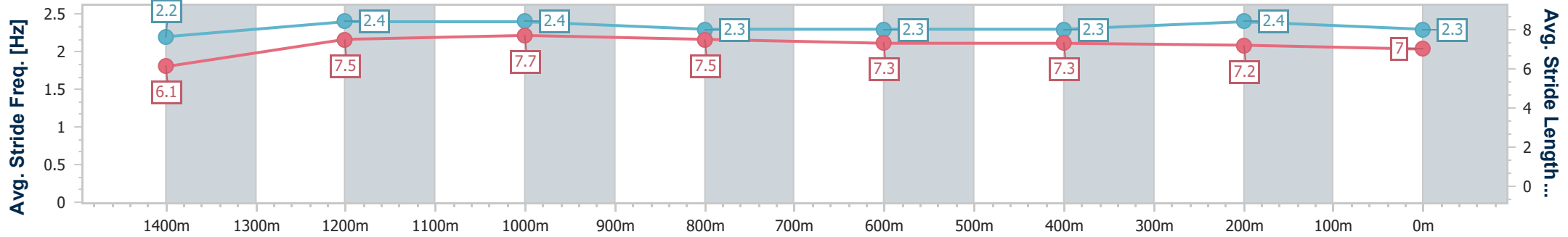
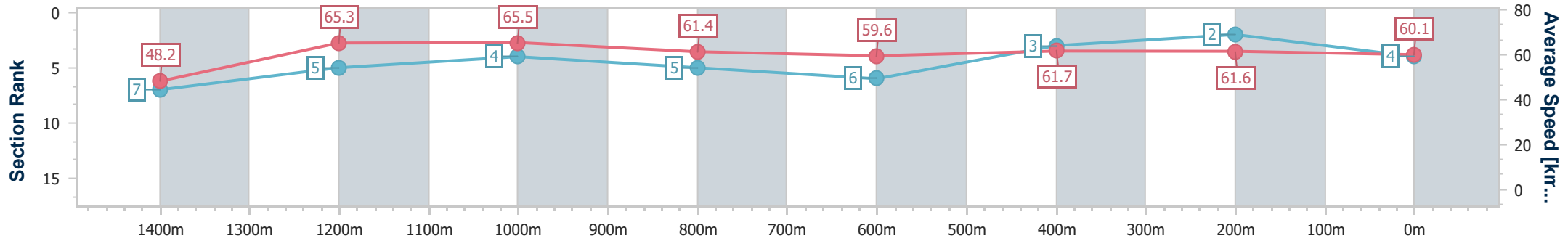


Aquis Park Gold Coast Poly QLD Professional
 Race 5: VANTAGE WINDOWS & DOORS BENCHMARK 58
 Handicap - 1540m
 22 June 2024 - 14:54



Track Rating: Synthetic, Weather: Overcast, Rail Position: True

Section	Overall	1400m	1200m	1000m	800m	600m	400m	200m
Section Times	1:32.33 [4] (0:10.46)	1:21.87 [7] (0:11.35)	1:10.52 [5] (0:10.97)	0:59.55 [4] (0:11.83)	0:47.72 [5] (0:12.19)	0:35.53 [6] (0:11.73)	0:23.80 [3] (0:11.76)	0:12.04 [2] (0:12.04)
Average Speed [km/h]	48.2	65.3	65.5	61.4	59.6	61.7	61.6	60.1
Top Speed [km/h]	64.5	66.2	67.2	63.4	60.4	62.9	62.8	60.7
Avg. Dist. to Rail [m]	7.9	3.8	3.3	2.4	1.6	1.8	2.3	4.7
Avg. Stride Freq. [Hz]	2.2	2.4	2.4	2.3	2.3	2.3	2.4	2.3
Avg. Stride Length [m]	6.1	7.5	7.7	7.5	7.3	7.3	7.2	7.0



- [] Ranking at each section and finish
- .-.- No data available at this section
- NA No data available



Horse/Jockey Name	Birmingham
Final Rank	5
Fastest Section Time (Section)	0:10.40 (Overall)
Top Speed [km/h] (Section)	65.6 (1200m)
Race State	Finished

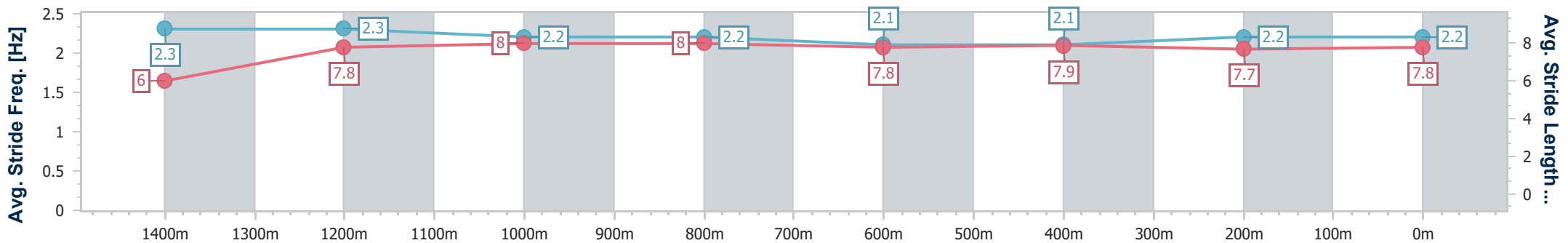
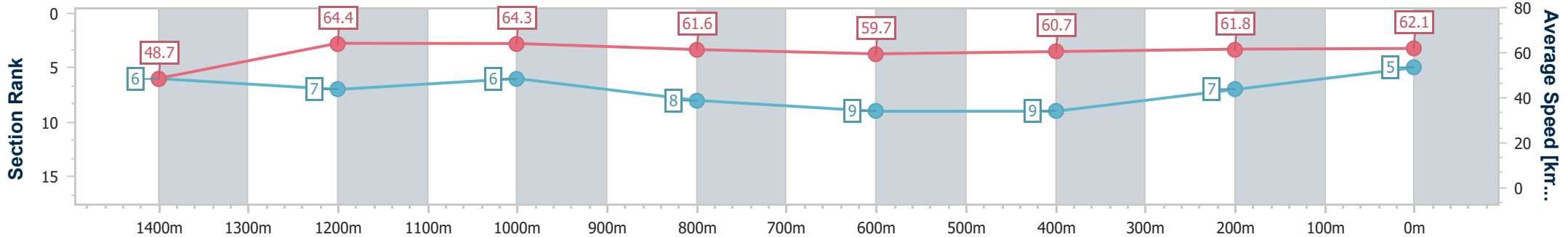


Aquis Park Gold Coast Poly QLD Professional
 Race 5: VANTAGE WINDOWS & DOORS BENCHMARK 58
 Handicap - 1540m
 22 June 2024 - 14:54



Track Rating: Synthetic, Weather: Overcast, Rail Position: True

Section	Overall	1400m	1200m	1000m	800m	600m	400m	200m
Section Times	1:32.39 [5] (0:10.40)	1:21.99 [6] (0:11.43)	1:10.56 [7] (0:11.20)	0:59.36 [6] (0:11.76)	0:47.60 [8] (0:12.18)	0:35.42 [9] (0:11.97)	0:23.45 [9] (0:11.74)	0:11.71 [7] (0:11.71)
Average Speed [km/h]	48.7	64.4	64.3	61.6	59.7	60.7	61.8	62.1
Top Speed [km/h]	65.1	65.4	65.6	63.8	60.9	61.6	62.9	62.2
Avg. Dist. to Rail [m]	5.7	3.4	3.3	3.0	1.5	2.1	4.6	6.3
Avg. Stride Freq. [Hz]	2.3	2.3	2.2	2.2	2.1	2.1	2.2	2.2
Avg. Stride Length [m]	6.0	7.8	8.0	8.0	7.8	7.9	7.7	7.8



- [] Ranking at each section and finish
- .-.- No data available at this section
- NA No data available



Horse/Jockey Name	Pauli
Final Rank	6
Fastest Section Time (Section)	0:10.34 (Overall)
Top Speed [km/h] (Section)	66.9 (1400m)
Race State	Finished

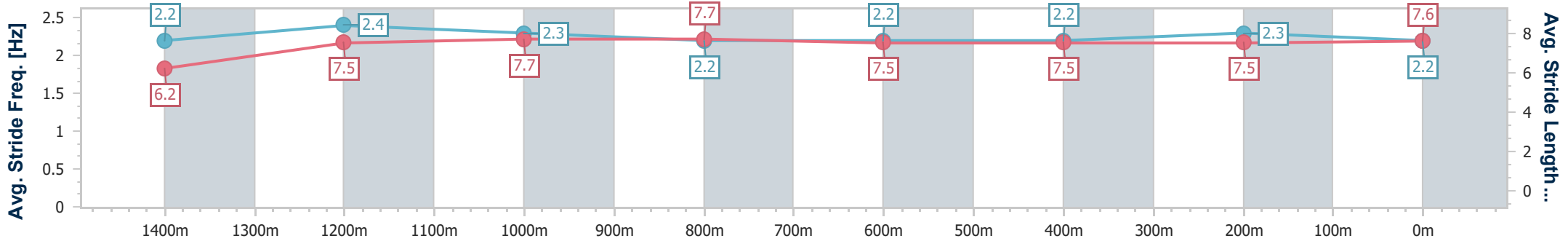
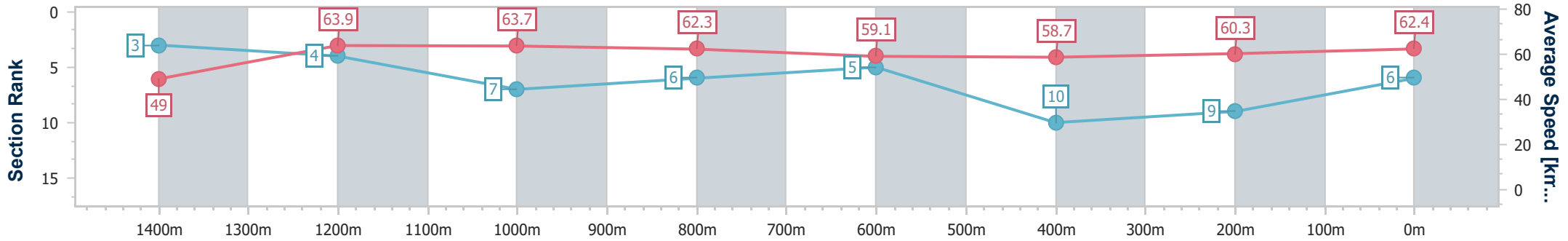


Aquis Park Gold Coast Poly QLD Professional
 Race 5: VANTAGE WINDOWS & DOORS BENCHMARK 58
 Handicap - 1540m
 22 June 2024 - 14:54



Track Rating: Synthetic, Weather: Overcast, Rail Position: True

Section	Overall	1400m	1200m	1000m	800m	600m	400m	200m
Section Times	1:32.53 [6] (0:10.34)	1:22.19 [3] (0:11.39)	1:10.80 [4] (0:11.31)	0:59.49 [7] (0:11.60)	0:47.89 [6] (0:12.11)	0:35.78 [5] (0:12.24)	0:23.54 [10] (0:11.96)	0:11.58 [9] (0:11.58)
Average Speed [km/h]	49.0	63.9	63.7	62.3	59.1	58.7	60.3	62.4
Top Speed [km/h]	66.6	66.9	64.2	63.5	60.5	60.7	61.7	62.0
Avg. Dist. to Rail [m]	3.0	1.8	1.3	0.5	0.8	0.7	2.8	6.9
Avg. Stride Freq. [Hz]	2.2	2.4	2.3	2.2	2.2	2.2	2.3	2.2
Avg. Stride Length [m]	6.2	7.5	7.7	7.7	7.5	7.5	7.5	7.6



- [] Ranking at each section and finish
- .-.- No data available at this section
- NA No data available



Horse/Jockey Name	Gregarious
Final Rank	7
Fastest Section Time (Section)	0:10.17 (Overall)
Top Speed [km/h] (Section)	67.2 (1400m)
Race State	Finished

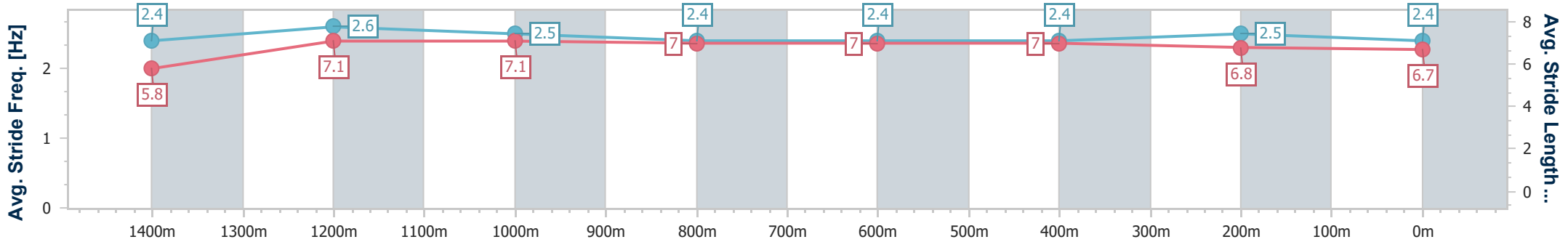
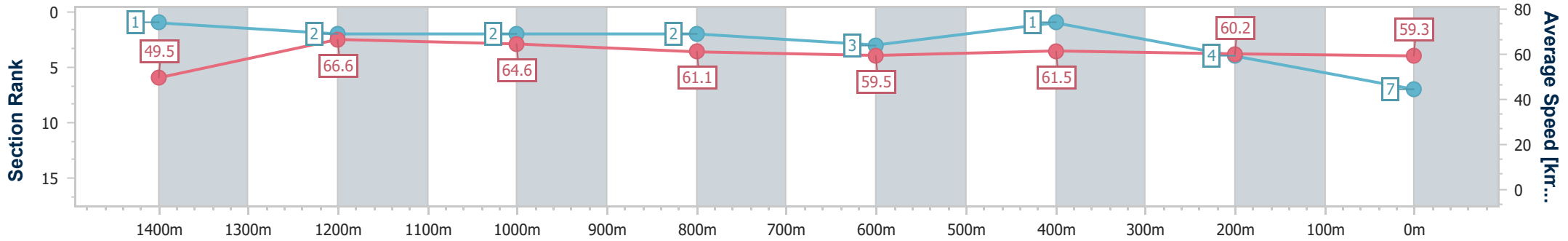


Aquis Park Gold Coast Poly QLD Professional
 Race 5: VANTAGE WINDOWS & DOORS BENCHMARK 58
 Handicap - 1540m
 22 June 2024 - 14:54



Track Rating: Synthetic, Weather: Overcast, Rail Position: True

Section	Overall	1400m	1200m	1000m	800m	600m	400m	200m
Section Times	1:32.54 [7] (0:10.17)	1:22.37 [1] (0:11.19)	1:11.18 [2] (0:11.13)	1:00.05 [2] (0:11.89)	0:48.16 [2] (0:12.24)	0:35.92 [3] (0:11.76)	0:24.16 [1] (0:11.98)	0:12.18 [4] (0:12.18)
Average Speed [km/h]	49.5	66.6	64.6	61.1	59.5	61.5	60.2	59.3
Top Speed [km/h]	66.6	67.2	66.0	63.2	61.8	62.8	60.6	60.1
Avg. Dist. to Rail [m]	10.9	4.2	3.2	3.2	1.9	1.2	1.1	2.1
Avg. Stride Freq. [Hz]	2.4	2.6	2.5	2.4	2.4	2.4	2.5	2.4
Avg. Stride Length [m]	5.8	7.1	7.1	7.0	7.0	7.0	6.8	6.7



- [] Ranking at each section and finish
- .-.- No data available at this section
- NA No data available



Horse/Jockey Name	Mister Hemsworth
Final Rank	8
Fastest Section Time (Section)	0:10.73 (Overall)
Top Speed [km/h] (Section)	66.0 (1200m)
Race State	Finished

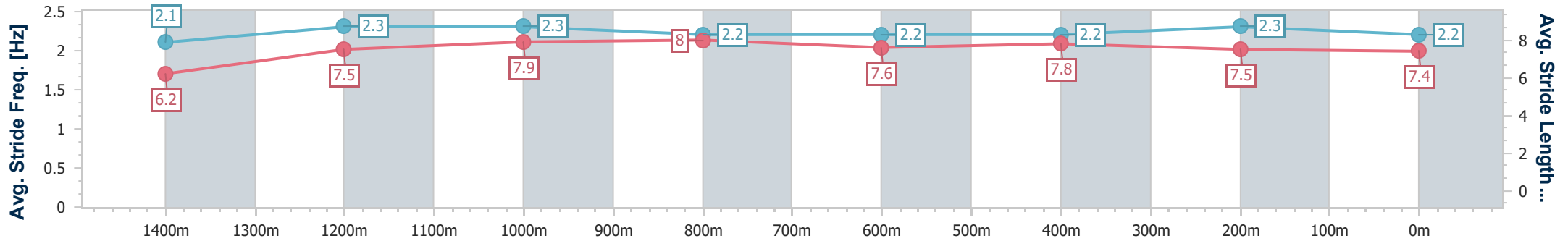
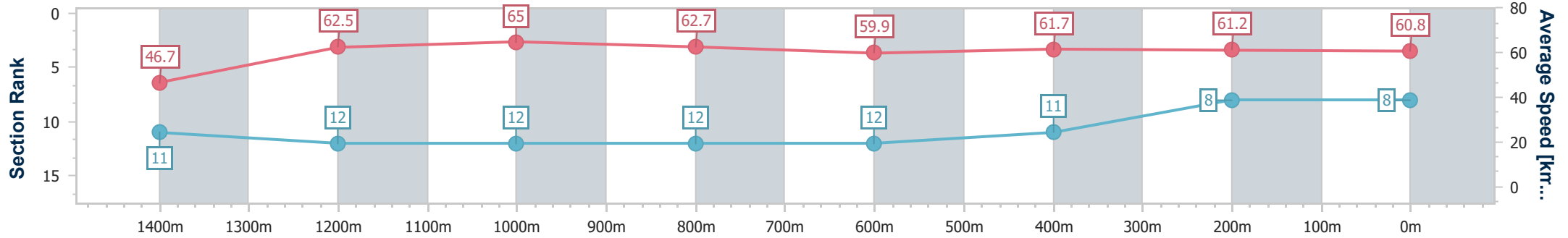


Aquis Park Gold Coast Poly QLD Professional
 Race 5: VANTAGE WINDOWS & DOORS BENCHMARK 58
 Handicap - 1540m
 22 June 2024 - 14:54



Track Rating: Synthetic, Weather: Overcast, Rail Position: True

Section	Overall	1400m	1200m	1000m	800m	600m	400m	200m
Section Times	1:32.74 [8] (0:10.73)	1:22.01 [11] (0:11.73)	1:10.28 [12] (0:11.06)	0:59.22 [12] (0:11.56)	0:47.66 [12] (0:12.14)	0:35.52 [12] (0:11.79)	0:23.73 [11] (0:11.86)	0:11.87 [8] (0:11.87)
Average Speed [km/h]	46.7	62.5	65.0	62.7	59.9	61.7	61.2	60.8
Top Speed [km/h]	63.7	64.0	66.0	64.1	61.1	62.5	62.4	60.9
Avg. Dist. to Rail [m]	4.2	2.1	2.6	2.4	1.8	2.0	5.0	7.1
Avg. Stride Freq. [Hz]	2.1	2.3	2.3	2.2	2.2	2.2	2.3	2.2
Avg. Stride Length [m]	6.2	7.5	7.9	8.0	7.6	7.8	7.5	7.4



- [] Ranking at each section and finish
- .-.- No data available at this section
- NA No data available



Horse/Jockey Name	Better Strings
Final Rank	9
Fastest Section Time (Section)	0:10.71 (Overall)
Top Speed [km/h] (Section)	65.0 (1400m)
Race State	Finished

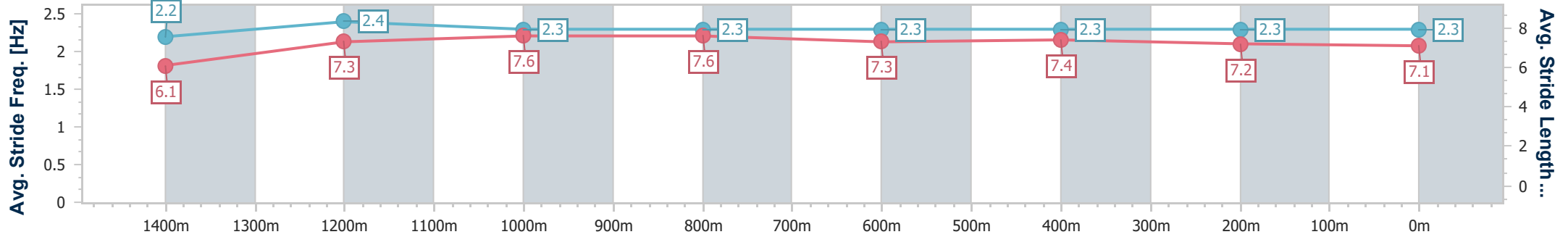
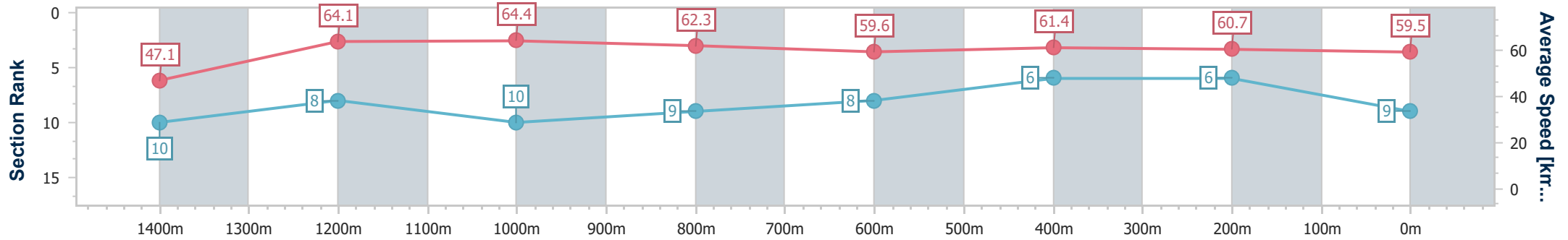


Aquis Park Gold Coast Poly QLD Professional
 Race 5: VANTAGE WINDOWS & DOORS BENCHMARK 58
 Handicap - 1540m
 22 June 2024 - 14:54



Track Rating: Synthetic, Weather: Overcast, Rail Position: True

Section	Overall	1400m	1200m	1000m	800m	600m	400m	200m
Section Times	1:32.75 [9] (0:10.71)	1:22.04 [10] (0:11.32)	1:10.72 [8] (0:11.21)	0:59.51 [10] (0:11.56)	0:47.95 [9] (0:12.12)	0:35.83 [8] (0:11.78)	0:24.05 [6] (0:11.89)	0:12.16 [6] (0:12.16)
Average Speed [km/h]	47.1	64.1	64.4	62.3	59.6	61.4	60.7	59.5
Top Speed [km/h]	63.1	65.0	64.7	63.3	62.0	62.3	61.7	59.7
Avg. Dist. to Rail [m]	1.6	1.0	1.8	1.0	0.6	0.9	1.3	2.8
Avg. Stride Freq. [Hz]	2.2	2.4	2.3	2.3	2.3	2.3	2.3	2.3
Avg. Stride Length [m]	6.1	7.3	7.6	7.6	7.3	7.4	7.2	7.1



- [] Ranking at each section and finish
- .-.- No data available at this section
- NA No data available



Horse/Jockey Name	Mariposa
Final Rank	10
Fastest Section Time (Section)	0:10.51 (Overall)
Top Speed [km/h] (Section)	67.0 (1200m)
Race State	Finished

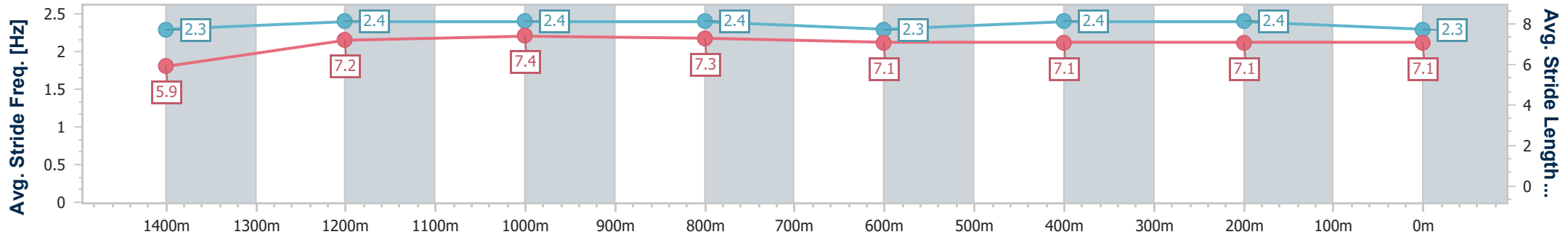
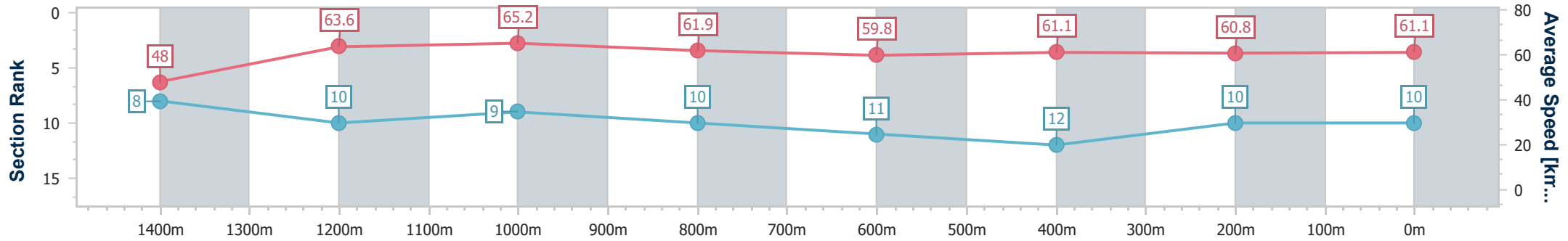


Aquis Park Gold Coast Poly QLD Professional
 Race 5: VANTAGE WINDOWS & DOORS BENCHMARK 58
 Handicap - 1540m
 22 June 2024 - 14:54



Track Rating: Synthetic, Weather: Overcast, Rail Position: True

Section	Overall	1400m	1200m	1000m	800m	600m	400m	200m
Section Times	1:32.95 [10] (0:10.51)	1:22.44 [8] (0:11.68)	1:10.76 [10] (0:11.05)	0:59.71 [9] (0:11.70)	0:48.01 [10] (0:12.16)	0:35.85 [11] (0:12.01)	0:23.84 [12] (0:11.96)	0:11.88 [10] (0:11.88)
Average Speed [km/h]	48.0	63.6	65.2	61.9	59.8	61.1	60.8	61.1
Top Speed [km/h]	63.0	65.2	67.0	63.4	60.6	62.2	61.5	62.1
Avg. Dist. to Rail [m]	7.6	3.8	3.0	2.4	2.2	3.9	5.5	7.7
Avg. Stride Freq. [Hz]	2.3	2.4	2.4	2.4	2.3	2.4	2.4	2.3
Avg. Stride Length [m]	5.9	7.2	7.4	7.3	7.1	7.1	7.1	7.1



- [] Ranking at each section and finish
- .-.- No data available at this section
- NA No data available



Horse/Jockey Name	Paballo
Final Rank	11
Fastest Section Time (Section)	0:10.24 (Overall)
Top Speed [km/h] (Section)	66.9 (1400m)
Race State	Finished

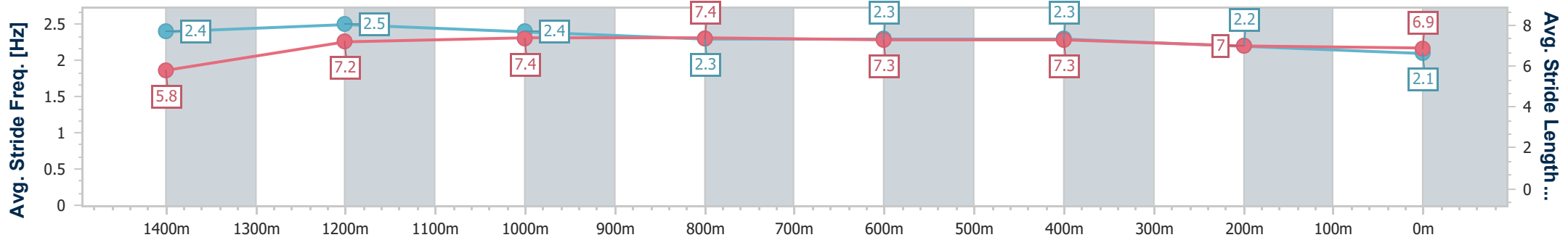
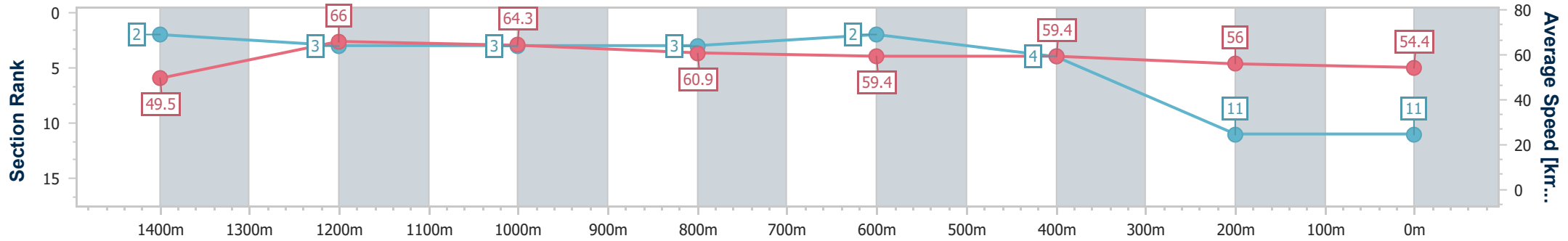


Aquis Park Gold Coast Poly QLD Professional
 Race 5: VANTAGE WINDOWS & DOORS BENCHMARK 58
 Handicap - 1540m
 22 June 2024 - 14:54



Track Rating: Synthetic, Weather: Overcast, Rail Position: True

Section	Overall	1400m	1200m	1000m	800m	600m	400m	200m
Section Times	1:34.79 [11] (0:10.24)	1:24.55 [2] (0:11.13)	1:13.42 [3] (0:11.20)	1:02.22 [3] (0:11.88)	0:50.34 [3] (0:12.06)	0:38.28 [2] (0:12.10)	0:26.18 [4] (0:12.87)	0:13.31 [11] (0:13.31)
Average Speed [km/h]	49.5	66.0	64.3	60.9	59.4	59.4	56.0	54.4
Top Speed [km/h]	65.3	66.9	66.0	62.2	60.2	61.0	57.3	55.5
Avg. Dist. to Rail [m]	9.8	2.7	1.8	1.6	0.7	0.4	1.8	3.9
Avg. Stride Freq. [Hz]	2.4	2.5	2.4	2.3	2.3	2.3	2.2	2.1
Avg. Stride Length [m]	5.8	7.2	7.4	7.4	7.3	7.3	7.0	6.9



- [] Ranking at each section and finish
- .-.- No data available at this section
- NA No data available



Horse/Jockey Name	Real Mint
Final Rank	12
Fastest Section Time (Section)	0:10.37 (Overall)
Top Speed [km/h] (Section)	68.2 (1200m)
Race State	Finished

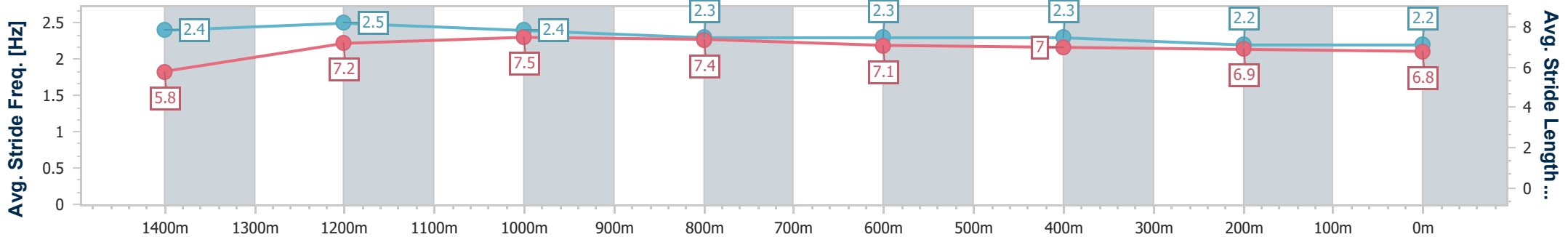
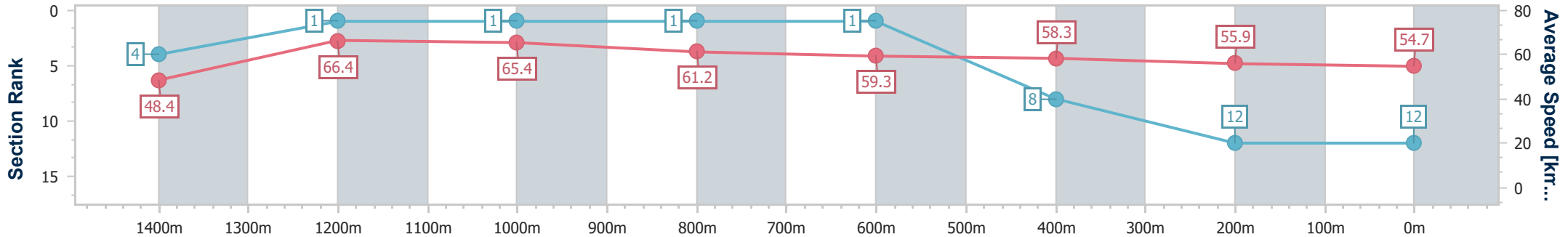


Aquis Park Gold Coast Poly QLD Professional
 Race 5: VANTAGE WINDOWS & DOORS BENCHMARK 58
 Handicap - 1540m
 22 June 2024 - 14:54



Track Rating: Synthetic, Weather: Overcast, Rail Position: True

Section	Overall	1400m	1200m	1000m	800m	600m	400m	200m
Section Times	1:34.97 [12] (0:10.37)	1:24.60 [4] (0:10.97)	1:13.63 [1] (0:10.97)	1:02.66 [1] (0:11.75)	0:50.91 [1] (0:12.30)	0:38.61 [1] (0:12.55)	0:26.06 [8] (0:12.94)	0:13.12 [12] (0:13.12)
Average Speed [km/h]	48.4	66.4	65.4	61.2	59.3	58.3	55.9	54.7
Top Speed [km/h]	65.3	67.4	68.2	63.5	60.4	59.8	56.6	55.2
Avg. Dist. to Rail [m]	1.2	1.4	1.3	0.4	2.6	3.4	1.5	0.5
Avg. Stride Freq. [Hz]	2.4	2.5	2.4	2.3	2.3	2.3	2.2	2.2
Avg. Stride Length [m]	5.8	7.2	7.5	7.4	7.1	7.0	6.9	6.8



- [] Ranking at each section and finish
- .-.- No data available at this section
- NA No data available