



Toowoomba QLD Professional

Race 5: NEIL MANSELL CONCRETE Maiden Handicap - 1625m

22 June 2024 - 19:15



Track Rating: Good 4 , Weather: Fine, Rail Position: +4m Entire

Section		Overall	1400m	1200m	1000m	800m	600m	400m	Last 600m					
Field Times		1:42.50 (0:15.97)	1:26.53 (0:11.85)	1:14.68 (0:12.55)	1:02.13 (0:12.95)	0:49.18 (0:12.89)	0:36.29 (0:12.41)	0:23.88 (0:12.15)	0:36.29					
Rank	TAB	Horse/Jockey	Barrier	Top Speed [km/h]	Fastest Section							Distance Travelled [m]		
1	2	SPRAY GUN Dylan Bennett	3	65.1 Overall	0:11.48 200m	1:42.50 [1] (0:16.68)	1:25.82 [6] (0:11.77)	1:14.05 [5] (0:12.64)	1:01.41 [6] (0:12.90)	0:48.51 [5] (0:12.77)	0:35.74 [7] (0:12.51)	0:23.23 [6] (0:11.75)	0:35.74	
2	3	HOTFOOT PERFORMER Dan McGillivray	6	67.4 Overall	0:11.88 1400m	1:42.69 [2] (0:16.06)	1:26.63 [2] (0:11.88)	1:14.75 [2] (0:12.61)	1:02.14 [2] (0:13.06)	0:49.08 [2] (0:12.75)	0:36.33 [2] (0:12.52)	0:23.81 [3] (0:11.89)	0:36.33	-2
3	4	PELE PRINCESS Stacey Callow	1	65.3 1400m	0:11.76 1400m	1:43.31 [3] (0:17.27)	1:26.04 [8] (0:11.76)	1:14.28 [9] (0:12.43)	1:01.85 [9] (0:12.73)	0:49.12 [8] (0:12.23)	0:36.89 [3] (0:12.20)	0:24.69 [1] (0:12.22)	0:36.89	+2
4	1	MY MATE MARLEY Les Tilley	5	65.6 Overall	0:11.82 1400m	1:44.04 [4] (0:16.43)	1:27.61 [4] (0:11.82)	1:15.79 [4] (0:12.54)	1:03.25 [4] (0:12.99)	0:50.26 [3] (0:12.73)	0:37.53 [4] (0:12.64)	0:24.89 [5] (0:12.39)	0:37.53	-2
5	8	THE HIPPY Montanna Savva	10	64.9 Overall	0:11.85 1400m	1:44.16 [5] (0:15.97)	1:28.19 [1] (0:11.85)	1:16.34 [1] (0:12.55)	1:03.79 [1] (0:12.95)	0:50.84 [1] (0:12.89)	0:37.95 [1] (0:12.52)	0:25.43 [2] (0:12.64)	0:37.95	-4
6	5	SHALZER Alisha Donald	4	64.6 Overall	0:11.71 1400m	1:44.23 [6] (0:17.07)	1:27.16 [7] (0:11.71)	1:15.45 [7] (0:12.66)	1:02.79 [7] (0:12.66)	0:50.13 [7] (0:12.78)	0:37.35 [8] (0:12.56)	0:24.79 [7] (0:12.42)	0:37.35	-6
7	6	CRY ME A RIVER Georgina Cartwright	7	65.8 1400m	0:11.47 1400m	1:44.38 [7] (0:17.36)	1:27.02 [9] (0:11.47)	1:15.55 [8] (0:12.61)	1:02.94 [8] (0:12.88)	0:50.06 [9] (0:12.72)	0:37.34 [9] (0:12.65)	0:24.69 [9] (0:12.33)	0:37.34	-1
8	7	KENRICK ROAD Nozi Tomizawa	2	64.9 Overall	0:11.90 1400m	1:44.80 [8] (0:16.28)	1:28.52 [3] (0:11.90)	1:16.62 [3] (0:12.58)	1:04.04 [3] (0:13.04)	0:51.00 [4] (0:12.76)	0:38.24 [5] (0:12.47)	0:25.77 [4] (0:12.63)	0:38.24	-6
9	10	CATCH CRIES Shannon Apthorpe	9	65.7 Overall	0:11.97 1400m	1:45.77 [9] (0:16.48)	1:29.29 [5] (0:11.97)	1:17.32 [6] (0:12.53)	1:04.79 [5] (0:13.04)	0:51.75 [6] (0:12.65)	0:39.10 [6] (0:12.88)	0:26.22 [8] (0:13.05)	0:39.10	+5

Scratched: Vadamoon (#9)

[] Ranking at each section and finish
 -:-:- No data available at this section
 NA No data available

SCN Saddle cloth number
 DNF Did not finish
 DNT Did not track



Toowoomba QLD Professional

Race 5: NEIL MANSELL CONCRETE Maiden Handicap - 1625m

22 June 2024 - 19:15



Track Rating: Good 4 , Weather: Fine, Rail Position: +4m Entire

Section							200m			Last 600m
Field Times							0:11.73 (0:11.73)			0:36.29
Rank	TAB	Horse/Jockey	Barrier	Top Speed [km/h]	Fastest Section	Margin			Distance Travelled [m]	
1	2	SPRAY GUN Dylan Bennett	3	65.1 Overall	0:11.48 200m	0:11.48 [3] (0:11.48)	1:42.50		0:35.74	
2	3	HOTFOOT PERFORMER Dan McGillivray	6	67.4 Overall	0:11.88 1400m	0:11.92 [1] (0:11.92)	1L		0:36.33 -2	
3	4	PELE PRINCESS Stacey Callow	1	65.3 1400m	0:11.76 1400m	0:12.47 [2] (0:12.47)	4.5L		0:36.89 +2	
4	1	MY MATE MARLEY Les Tilley	5	65.6 Overall	0:11.82 1400m	0:12.50 [5] (0:12.50)	8.8L		0:37.53 -2	
5	8	THE HIPPY Montanna Savva	10	64.9 Overall	0:11.85 1400m	0:12.79 [4] (0:12.79)	9.3L		0:37.95 -4	
6	5	SHALZER Alisha Donald	4	64.6 Overall	0:11.71 1400m	0:12.37 [7] (0:12.37)	9.6L		0:37.35 -6	
7	6	CRY ME A RIVER Georgina Cartwright	7	65.8 1400m	0:11.47 1400m	0:12.36 [8] (0:12.36)	10.4L		0:37.34 -1	
8	7	KENRICK ROAD Nozi Tomizawa	2	64.9 Overall	0:11.90 1400m	0:13.14 [6] (0:13.14)	12.9L		0:38.24 -6	
9	10	CATCH CRIES Shannon Apthorpe	9	65.7 Overall	0:11.97 1400m	0:13.17 [9] (0:13.17)	18.4L		0:39.10 +5	

Scratched: Vadamoon (#9)



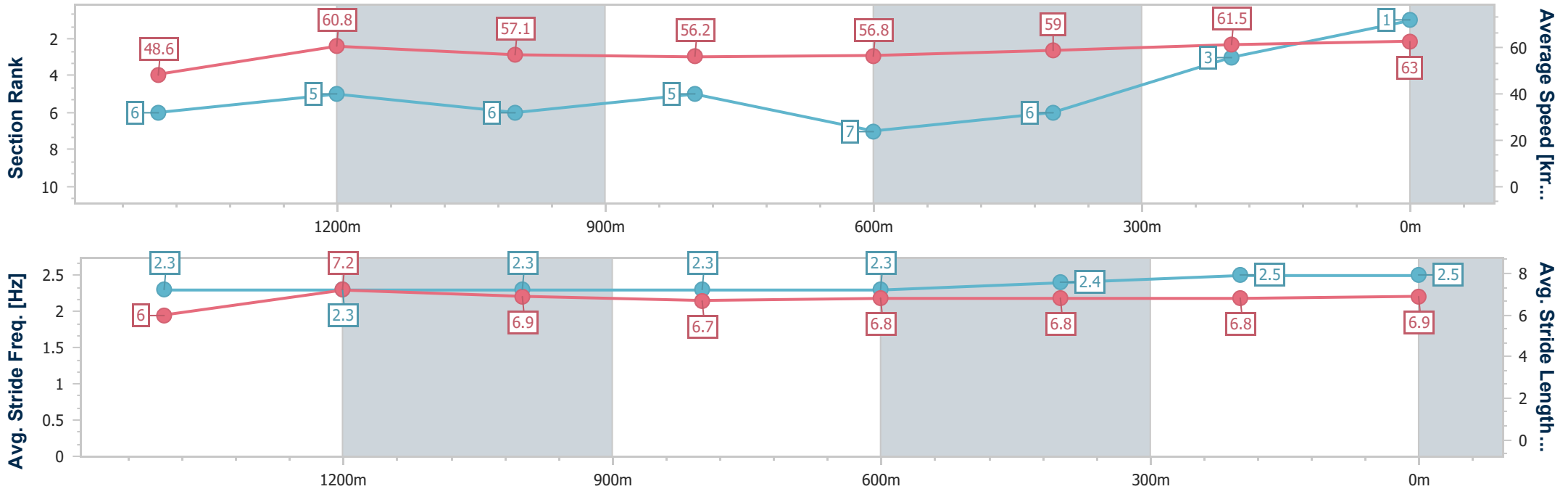
Horse/Jockey Name	Spray Gun
Final Rank	1
Fastest Section Time (Section)	0:11.48 (200m)
Top Speed [km/h] (Section)	65.1 (Overall)
Race State	Finished



Toowoomba QLD Professional
 Race 5: NEIL MANSELL CONCRETE Maiden Handicap - 1625m
 22 June 2024 - 19:15
 Track Rating: Good 4 , Weather: Fine, Rail Position: +4m Entire



Section	Overall	1400m	1200m	1000m	800m	600m	400m	200m
Section Times	1:42.50 [1] (0:16.68)	1:25.82 [6] (0:11.77)	1:14.05 [5] (0:12.64)	1:01.41 [6] (0:12.90)	0:48.51 [5] (0:12.77)	0:35.74 [7] (0:12.51)	0:23.23 [6] (0:11.75)	0:11.48 [3]
Average Speed [km/h]	48.6	60.8	57.1	56.2	56.8	59.0	61.5	63.0
Top Speed [km/h]	65.1	64.2	58.4	57.4	57.9	62.1	62.7	63.1
Avg. Dist. to Rail [m]	3.2	0.6	1.1	2.1	2.6	4.0	2.0	1.6
Avg. Stride Freq. [Hz]	2.3	2.3	2.3	2.3	2.3	2.4	2.5	2.5
Avg. Stride Length [m]	6.0	7.2	6.9	6.7	6.8	6.8	6.8	6.9



- [] Ranking at each section and finish
- .-.- No data available at this section
- NA No data available



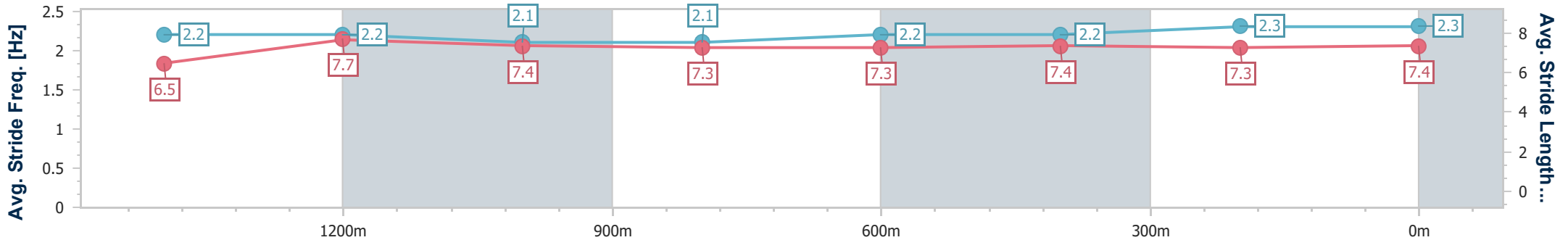
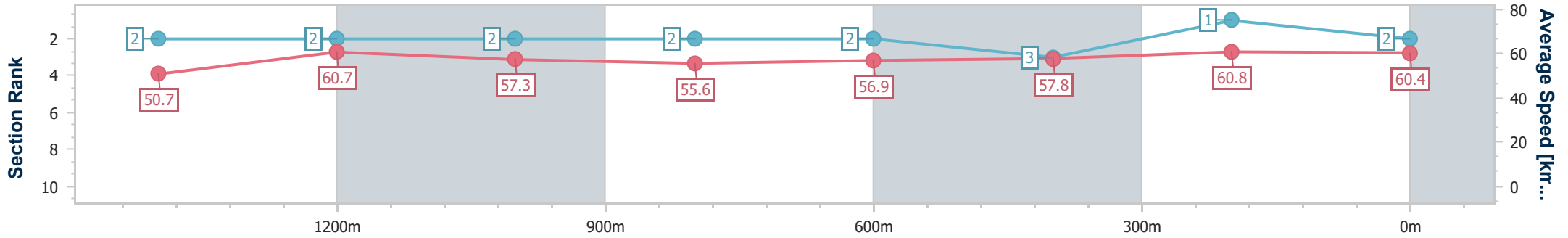
Horse/Jockey Name	Hotfoot Performer
Final Rank	2
Fastest Section Time (Section)	0:11.88 (1400m)
Top Speed [km/h] (Section)	67.4 (Overall)
Race State	Finished



Toowoomba QLD Professional
 Race 5: NEIL MANSELL CONCRETE Maiden Handicap - 1625m
 22 June 2024 - 19:15
 Track Rating: Good 4 , Weather: Fine, Rail Position: +4m Entire



Section	Overall	1400m	1200m	1000m	800m	600m	400m	200m
Section Times	1:42.69 [2] (0:16.06)	1:26.63 [2] (0:11.88)	1:14.75 [2] (0:12.61)	1:02.14 [2] (0:13.06)	0:49.08 [2] (0:12.75)	0:36.33 [2] (0:12.52)	0:23.81 [3] (0:11.89)	0:11.92 [1] (0:11.92)
Average Speed [km/h]	50.7	60.7	57.3	55.6	56.9	57.8	60.8	60.4
Top Speed [km/h]	67.4	65.4	59.1	56.4	57.5	59.3	61.7	61.6
Avg. Dist. to Rail [m]	4.2	0.8	1.9	2.6	2.0	1.3	1.0	0.4
Avg. Stride Freq. [Hz]	2.2	2.2	2.1	2.1	2.2	2.2	2.3	2.3
Avg. Stride Length [m]	6.5	7.7	7.4	7.3	7.3	7.4	7.3	7.4



- [] Ranking at each section and finish
- .-.- No data available at this section
- NA No data available



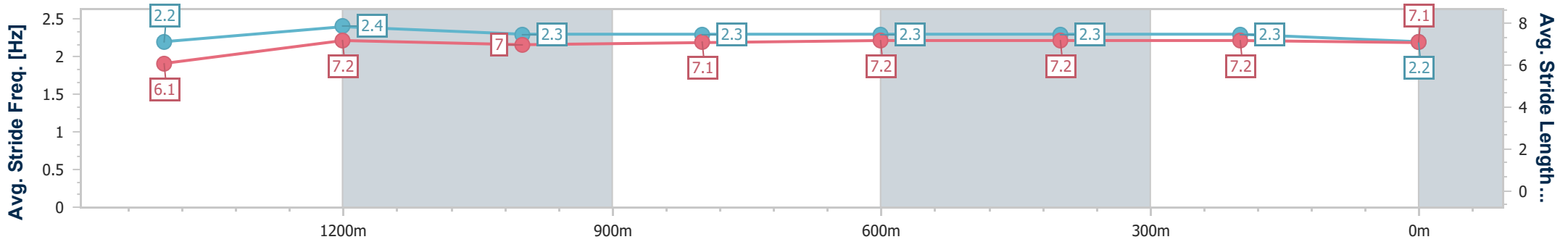
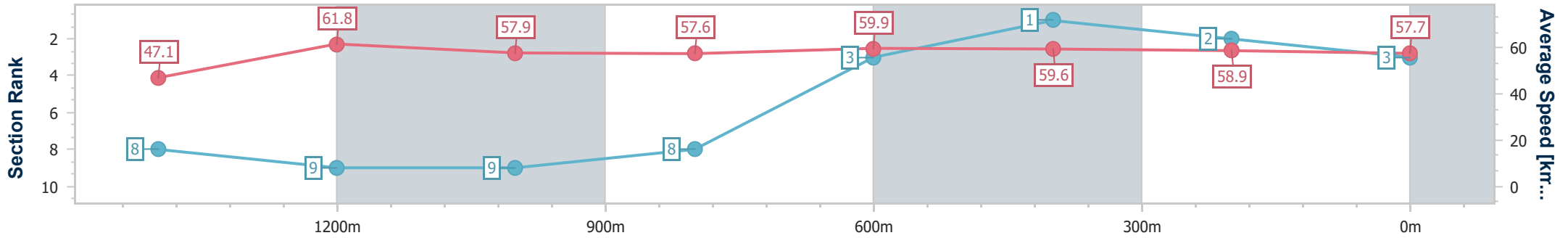
Horse/Jockey Name	Pele Princess
Final Rank	3
Fastest Section Time (Section)	0:11.76 (1400m)
Top Speed [km/h] (Section)	65.3 (1400m)
Race State	Finished



Toowoomba QLD Professional
 Race 5: NEIL MANSELL CONCRETE Maiden Handicap - 1625m
 22 June 2024 - 19:15
 Track Rating: Good 4 , Weather: Fine, Rail Position: +4m Entire



Section	Overall	1400m	1200m	1000m	800m	600m	400m	200m
Section Times	1:43.31 [3] (0:17.27)	1:26.04 [8] (0:11.76)	1:14.28 [9] (0:12.43)	1:01.85 [9] (0:12.73)	0:49.12 [8] (0:12.23)	0:36.89 [3] (0:12.20)	0:24.69 [1] (0:12.22)	0:12.47 [2] (0:12.47)
Average Speed [km/h]	47.1	61.8	57.9	57.6	59.9	59.6	58.9	57.7
Top Speed [km/h]	63.6	65.3	59.4	58.7	61.4	60.7	59.5	58.4
Avg. Dist. to Rail [m]	3.0	1.8	3.3	4.5	4.2	2.2	0.5	0.4
Avg. Stride Freq. [Hz]	2.2	2.4	2.3	2.3	2.3	2.3	2.3	2.2
Avg. Stride Length [m]	6.1	7.2	7.0	7.1	7.2	7.2	7.2	7.1



- [] Ranking at each section and finish
- .-.- No data available at this section
- NA No data available



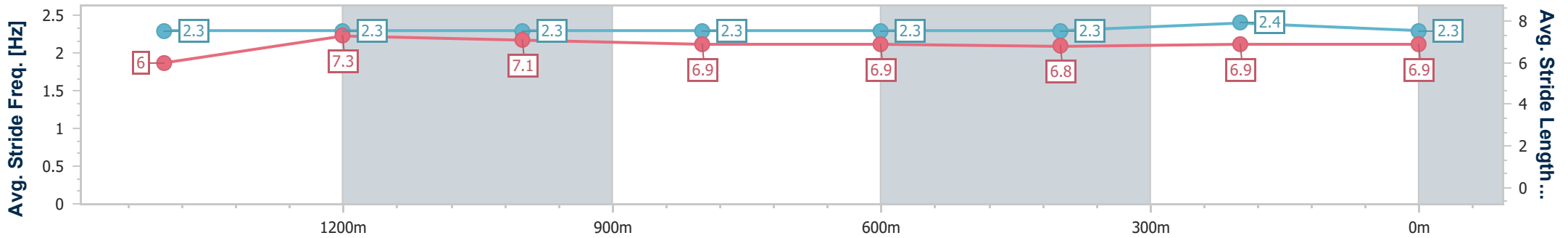
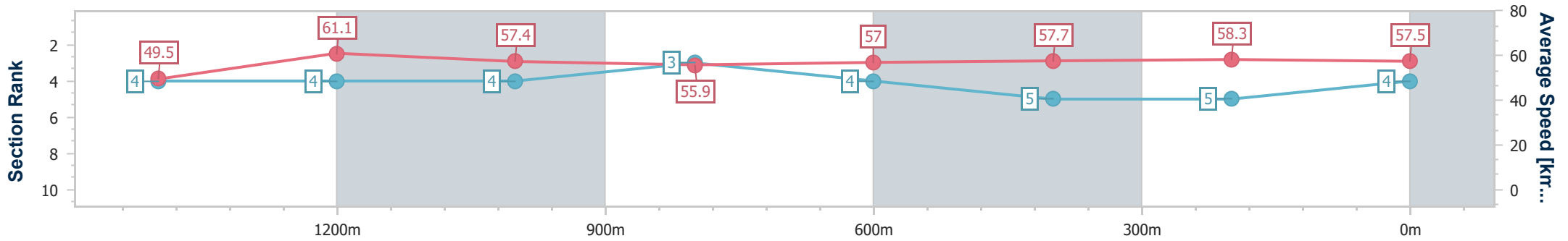
Horse/Jockey Name	My Mate Marley
Final Rank	4
Fastest Section Time (Section)	0:11.82 (1400m)
Top Speed [km/h] (Section)	65.6 (Overall)
Race State	Finished



Toowoomba QLD Professional
 Race 5: NEIL MANSELL CONCRETE Maiden Handicap - 1625m
 22 June 2024 - 19:15
 Track Rating: Good 4 , Weather: Fine, Rail Position: +4m Entire



Section	Overall	1400m	1200m	1000m	800m	600m	400m	200m
Section Times	1:44.04 [4] (0:16.43)	1:27.61 [4] (0:11.82)	1:15.79 [4] (0:12.54)	1:03.25 [4] (0:12.99)	0:50.26 [3] (0:12.73)	0:37.53 [4] (0:12.64)	0:24.89 [5] (0:12.39)	0:12.50 [5] (0:12.50)
Average Speed [km/h]	49.5	61.1	57.4	55.9	57.0	57.7	58.3	57.5
Top Speed [km/h]	65.6	63.2	59.1	56.7	57.5	59.2	59.3	58.4
Avg. Dist. to Rail [m]	3.6	0.3	1.7	2.6	2.2	2.4	0.9	1.3
Avg. Stride Freq. [Hz]	2.3	2.3	2.3	2.3	2.3	2.3	2.4	2.3
Avg. Stride Length [m]	6.0	7.3	7.1	6.9	6.9	6.8	6.9	6.9



- [] Ranking at each section and finish
- .-.- No data available at this section
- NA No data available



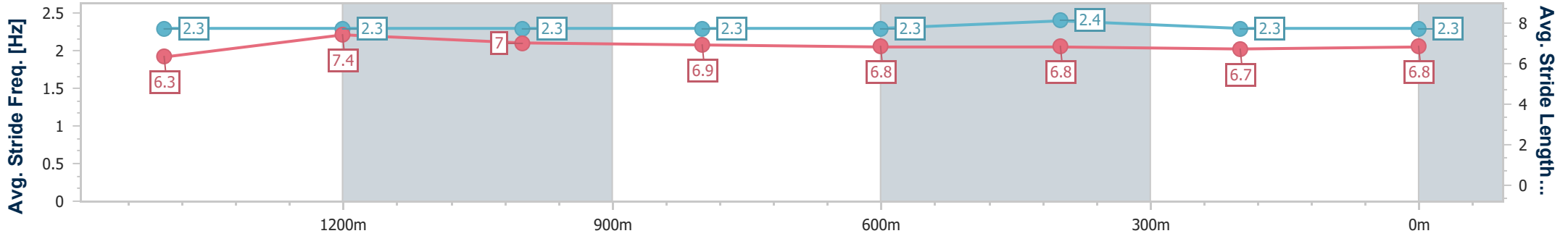
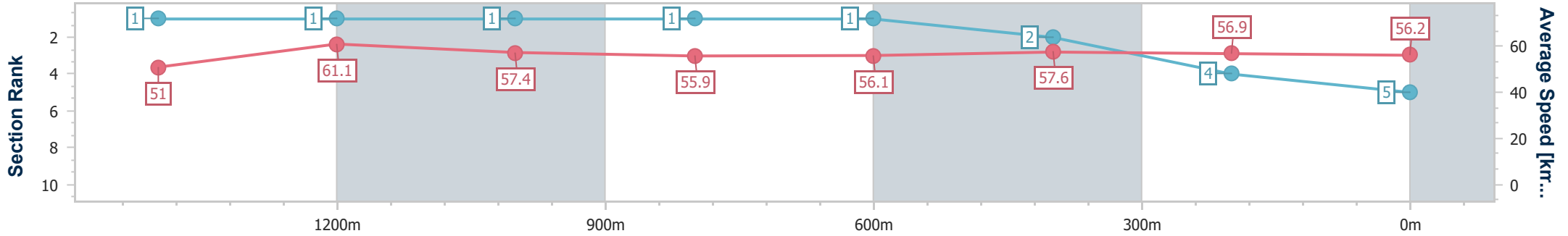
Horse/Jockey Name	The Hippy
Final Rank	5
Fastest Section Time (Section)	0:11.85 (1400m)
Top Speed [km/h] (Section)	64.9 (Overall)
Race State	Finished



Toowoomba QLD Professional
 Race 5: NEIL MANSELL CONCRETE Maiden Handicap - 1625m
 22 June 2024 - 19:15
 Track Rating: Good 4 , Weather: Fine, Rail Position: +4m Entire



Section	Overall	1400m	1200m	1000m	800m	600m	400m	200m
Section Times	1:44.16 [5] (0:15.97)	1:28.19 [1] (0:11.85)	1:16.34 [1] (0:12.55)	1:03.79 [1] (0:12.95)	0:50.84 [1] (0:12.89)	0:37.95 [1] (0:12.52)	0:25.43 [2] (0:12.64)	0:12.79 [4] (0:12.79)
Average Speed [km/h]	51.0	61.1	57.4	55.9	56.1	57.6	56.9	56.2
Top Speed [km/h]	64.9	63.6	58.3	56.3	57.1	58.4	57.6	57.5
Avg. Dist. to Rail [m]	5.6	0.4	1.6	1.8	1.1	0.6	0.4	0.5
Avg. Stride Freq. [Hz]	2.3	2.3	2.3	2.3	2.3	2.4	2.3	2.3
Avg. Stride Length [m]	6.3	7.4	7.0	6.9	6.8	6.8	6.7	6.8



- [] Ranking at each section and finish
- .-.- No data available at this section
- NA No data available



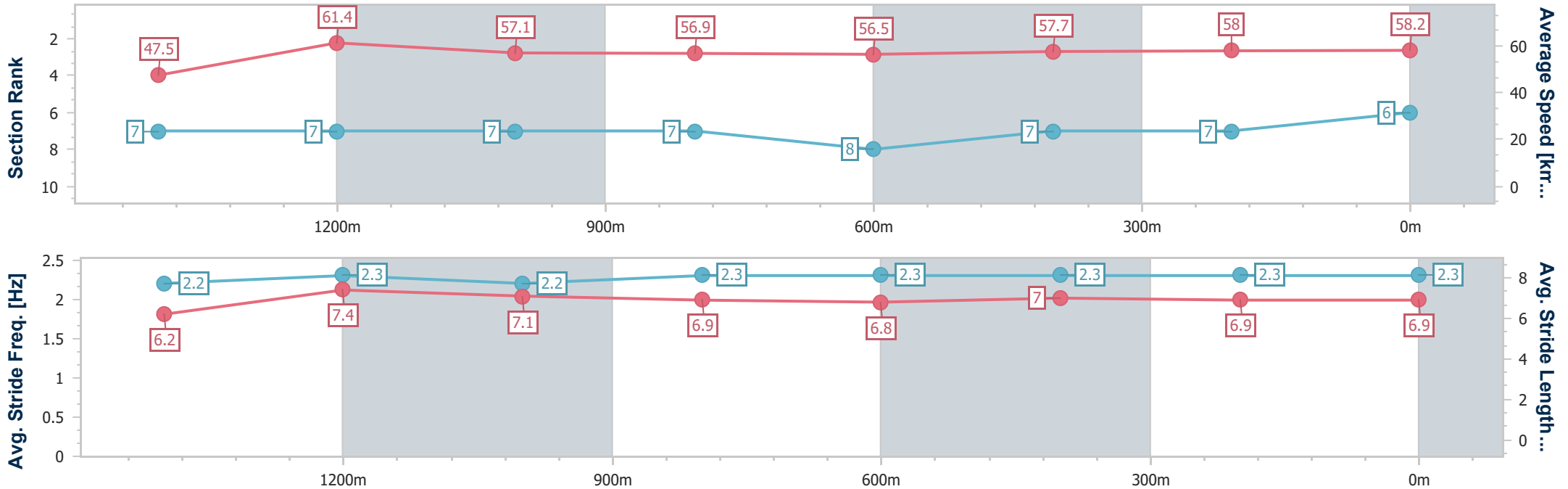
Horse/Jockey Name	Shalzer
Final Rank	6
Fastest Section Time (Section)	0:11.71 (1400m)
Top Speed [km/h] (Section)	64.6 (Overall)
Race State	Finished



Toowoomba QLD Professional
 Race 5: NEIL MANSELL CONCRETE Maiden Handicap - 1625m
 22 June 2024 - 19:15
 Track Rating: Good 4 , Weather: Fine, Rail Position: +4m Entire



Section	Overall	1400m	1200m	1000m	800m	600m	400m	200m
Section Times	1:44.23 [6] (0:17.07)	1:27.16 [7] (0:11.71)	1:15.45 [7] (0:12.66)	1:02.79 [7] (0:12.66)	0:50.13 [7] (0:12.78)	0:37.35 [8] (0:12.56)	0:24.79 [7] (0:12.42)	0:12.37 [7] (0:12.37)
Average Speed [km/h]	47.5	61.4	57.1	56.9	56.5	57.7	58.0	58.2
Top Speed [km/h]	64.6	64.4	59.1	57.8	57.6	59.0	58.8	59.0
Avg. Dist. to Rail [m]	3.6	0.3	0.3	0.7	1.2	0.9	1.4	3.5
Avg. Stride Freq. [Hz]	2.2	2.3	2.2	2.3	2.3	2.3	2.3	2.3
Avg. Stride Length [m]	6.2	7.4	7.1	6.9	6.8	7.0	6.9	6.9



- [] Ranking at each section and finish
- .-.- No data available at this section
- NA No data available



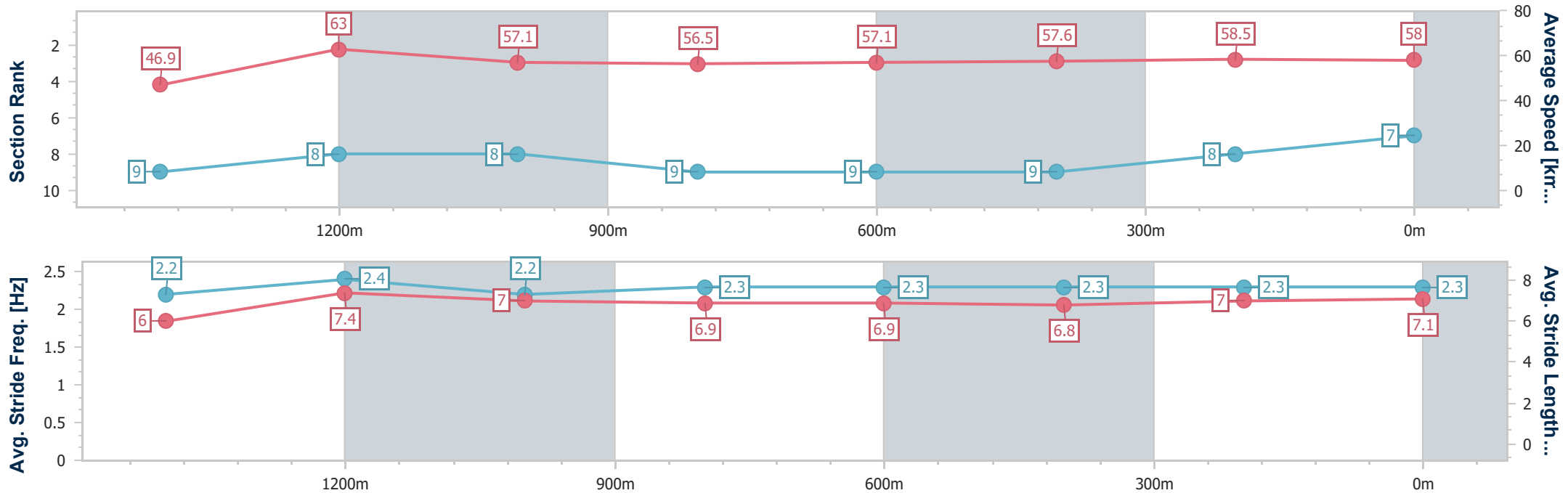
Horse/Jockey Name	Cry Me A River
Final Rank	7
Fastest Section Time (Section)	0:11.47 (1400m)
Top Speed [km/h] (Section)	65.8 (1400m)
Race State	Finished



Toowoomba QLD Professional
 Race 5: NEIL MANSELL CONCRETE Maiden Handicap - 1625m
 22 June 2024 - 19:15
 Track Rating: Good 4 , Weather: Fine, Rail Position: +4m Entire



Section	Overall	1400m	1200m	1000m	800m	600m	400m	200m				
Section Times	1:44.38 [7] (0:17.36)	1:27.02 [9] (0:11.47)	1:15.55 [8] (0:12.61)	1:02.94 [8] (0:12.88)	0:50.06 [9] (0:12.72)	0:37.34 [9] (0:12.65)	0:24.69 [9] (0:12.33)	0:12.36 [8] (0:12.36)				
Average Speed [km/h]	46.9	63.0	57.1	56.5	57.1	57.6	58.5	58.0				
Top Speed [km/h]	64.8	65.8	59.8	57.9	58.4	59.5	59.8	60.1				
Avg. Dist. to Rail [m]	5.0	1.0	2.4	2.7	2.0	2.2	0.3	0.5				
Avg. Stride Freq. [Hz]	2.2	2.4	2.2	2.3	2.3	2.3	2.3	2.3				
Avg. Stride Length [m]	6.0	7.4	7.0	6.9	6.9	6.8	7.0	7.1				



- [] Ranking at each section and finish
- .-.- No data available at this section
- NA No data available



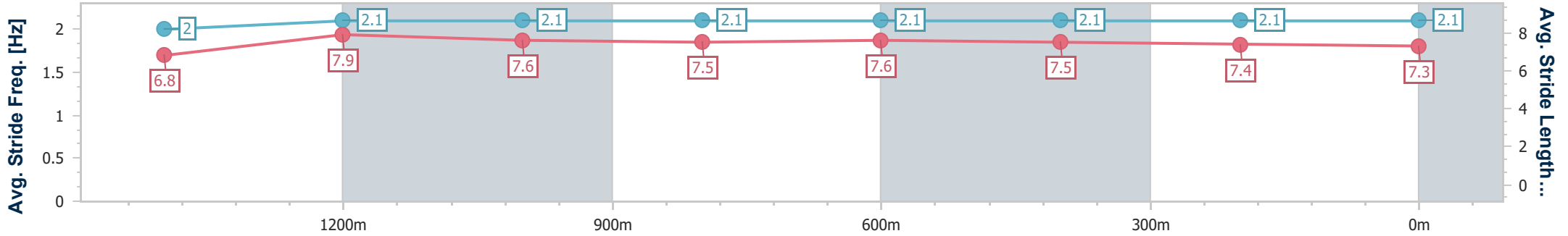
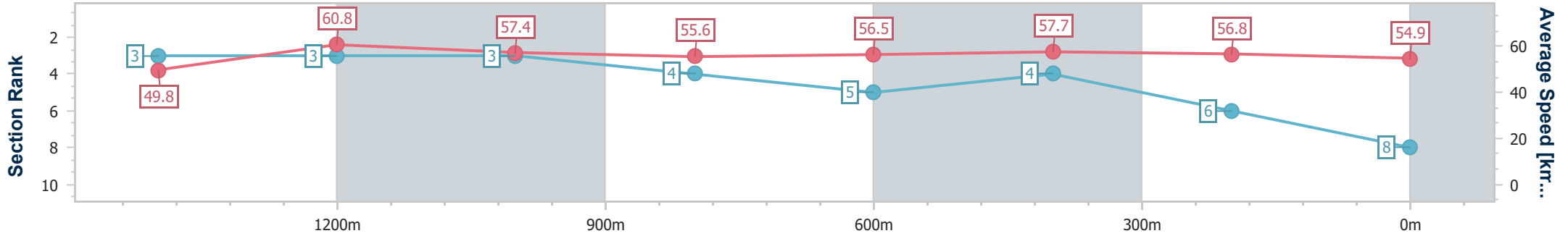
Horse/Jockey Name	Kenrick Road
Final Rank	8
Fastest Section Time (Section)	0:11.90 (1400m)
Top Speed [km/h] (Section)	64.9 (Overall)
Race State	Finished



Toowoomba QLD Professional
 Race 5: NEIL MANSELL CONCRETE Maiden Handicap - 1625m
 22 June 2024 - 19:15
 Track Rating: Good 4 , Weather: Fine, Rail Position: +4m Entire



Section	Overall	1400m	1200m	1000m	800m	600m	400m	200m
Section Times	1:44.80 [8] (0:16.28)	1:28.52 [3] (0:11.90)	1:16.62 [3] (0:12.58)	1:04.04 [3] (0:13.04)	0:51.00 [4] (0:12.76)	0:38.24 [5] (0:12.47)	0:25.77 [4] (0:12.63)	0:13.14 [6] (0:13.14)
Average Speed [km/h]	49.8	60.8	57.4	55.6	56.5	57.7	56.8	54.9
Top Speed [km/h]	64.9	63.8	59.2	56.3	57.0	58.9	57.6	56.6
Avg. Dist. to Rail [m]	2.5	1.2	2.4	2.3	0.5	0.4	0.3	0.9
Avg. Stride Freq. [Hz]	2.0	2.1	2.1	2.1	2.1	2.1	2.1	2.1
Avg. Stride Length [m]	6.8	7.9	7.6	7.5	7.6	7.5	7.4	7.3



- [] Ranking at each section and finish
- .-.- No data available at this section
- NA No data available



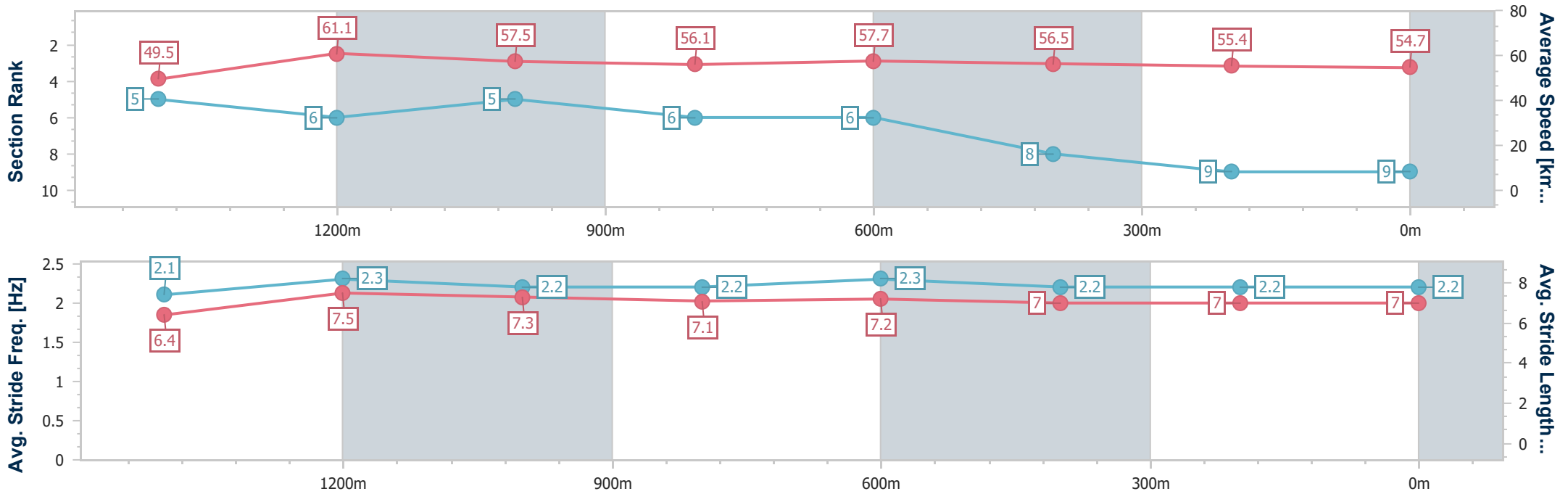
Horse/Jockey Name	Catch Cries
Final Rank	9
Fastest Section Time (Section)	0:11.97 (1400m)
Top Speed [km/h] (Section)	65.7 (Overall)
Race State	Finished



Toowoomba QLD Professional
 Race 5: NEIL MANSELL CONCRETE Maiden Handicap - 1625m
 22 June 2024 - 19:15
 Track Rating: Good 4 , Weather: Fine, Rail Position: +4m Entire



Section	Overall	1400m	1200m	1000m	800m	600m	400m	200m
Section Times	1:45.77 [9] (0:16.48)	1:29.29 [5] (0:11.97)	1:17.32 [6] (0:12.53)	1:04.79 [5] (0:13.04)	0:51.75 [6] (0:12.65)	0:39.10 [6] (0:12.88)	0:26.22 [8] (0:13.05)	0:13.17 [9] (0:13.17)
Average Speed [km/h]	49.5	61.1	57.5	56.1	57.7	56.5	55.4	54.7
Top Speed [km/h]	65.7	63.9	58.8	57.3	58.5	58.0	56.8	55.0
Avg. Dist. to Rail [m]	5.0	3.0	4.2	4.0	3.6	2.5	0.9	0.7
Avg. Stride Freq. [Hz]	2.1	2.3	2.2	2.2	2.3	2.2	2.2	2.2
Avg. Stride Length [m]	6.4	7.5	7.3	7.1	7.2	7.0	7.0	7.0



- [] Ranking at each section and finish
- .-.- No data available at this section
- NA No data available