



Toowoomba QLD Professional

Race 6: QUEENSLAND ELECTRICAL SOLUTIONS Maiden Plate - 1200m

22 June 2024 - 19:51



Track Rating: Good 4 , Weather: Fine, Rail Position: +4m Entire

Section		Overall	1000m	800m	600m	400m	200m	Last 600m					
Field Times		1:14.12 (0:14.10)	1:00.02 (0:11.25)	0:48.77 (0:11.80)	0:36.97 (0:12.14)	0:24.83 (0:12.27)	0:12.56 (0:12.56)	0:36.97					
Rank	TAB Horse/Jockey	Barrier	Top Speed [km/h]	Fastest Section						Margin	Distance Travelled [m]		
1	4 NERANO Olivia Webb	5	65.9 1000m	0:11.25 1000m	1:14.12 [1] (0:14.10)	1:00.02 [1] (0:11.25)	0:48.77 [1] (0:11.80)	0:36.97 [1] (0:12.14)	0:24.83 [1] (0:12.27)	0:12.56 [1] (0:12.56)	1:14.12	0:36.97	
2	5 SHADOW POWER Nathan Fazackerley	8	64.8 Overall	0:11.58 1000m	1:14.26 [2] (0:14.52)	0:59.74 [7] (0:11.58)	0:48.16 [5] (0:12.00)	0:36.16 [5] (0:11.75)	0:24.41 [4] (0:12.09)	0:12.32 [2] (0:12.32)	0.8L	0:36.16	+7
3	3 DUN WITH ROSES Georgina Cartwright	3	65.3 Overall	0:11.73 1000m	1:14.67 [3] (0:14.61)	1:00.06 [8] (0:11.73)	0:48.33 [8] (0:11.99)	0:36.34 [8] (0:11.97)	0:24.37 [5] (0:12.12)	0:12.25 [4] (0:12.25)	3.1L	0:36.34	+5
4	11 ZIMBARA Nozi Tomizawa	2	64.7 Overall	0:11.62 1000m	1:14.92 [4] (0:14.15)	1:00.77 [2] (0:11.62)	0:49.15 [3] (0:12.04)	0:37.11 [3] (0:11.98)	0:25.13 [3] (0:12.35)	0:12.78 [3] (0:12.78)	4.4L	0:37.11	+0
5	1 FIRST TO MARS Emily Lang	10	63.8 1000m	0:11.53 1000m	1:15.22 [5] (0:15.03)	1:00.19 [11] (0:11.53)	0:48.66 [11] (0:11.93)	0:36.73 [11] (0:12.03)	0:24.70 [8] (0:12.30)	0:12.40 [7] (0:12.40)	5.9L	0:36.73	+11
6	8 COOL STORY Les Tilley	9	63.5 Overall	0:11.61 1000m	1:15.24 [6] (0:14.87)	1:00.37 [10] (0:11.61)	0:48.76 [10] (0:11.91)	0:36.85 [10] (0:12.00)	0:24.85 [6] (0:12.28)	0:12.57 [6] (0:12.57)	6L	0:36.85	+2
7	10 SHINTARO LASS Montanna Savva	11	67.8 Overall	0:11.19 1000m	1:15.63 [7] (0:14.20)	1:01.43 [3] (0:11.19)	0:50.24 [2] (0:11.85)	0:38.39 [2] (0:12.44)	0:25.95 [2] (0:12.78)	0:13.17 [5] (0:13.17)	8.3L	0:38.39	+5
8	2 LOOKIN' SHARP Alisha Donald	7	66.5 Overall	0:11.59 1000m	1:16.40 [8] (0:14.32)	1:02.08 [4] (0:11.59)	0:50.49 [4] (0:12.08)	0:38.41 [4] (0:12.45)	0:25.96 [7] (0:12.69)	0:13.27 [8] (0:13.27)	12.8L	0:38.41	+7
9	7 TWO TIME GIRL Dan McGillivray	1	63.2 Overall	0:11.81 1000m	1:16.42 [9] (0:14.44)	1:01.98 [5] (0:11.81)	0:50.17 [7] (0:12.11)	0:38.06 [9] (0:12.36)	0:25.70 [11] (0:12.76)	0:12.94 [11] (0:12.94)	12.9L	0:38.06	+0
10	6 DOLLY DISCO Shannon Apthorpe	4	64.6 Overall	0:11.76 1000m	1:16.58 [10] (0:14.61)	1:01.97 [9] (0:11.76)	0:50.21 [9] (0:11.92)	0:38.29 [7] (0:12.31)	0:25.98 [9] (0:12.76)	0:13.22 [10] (0:13.22)	13.7L	0:38.29	+8

[] Ranking at each section and finish
 -:-:- No data available at this section
 NA No data available

SCN Saddle cloth number
 DNF Did not finish
 DNT Did not track



Toowoomba QLD Professional
Race 6: QUEENSLAND ELECTRICAL SOLUTIONS Maiden Plate - 1200m
22 June 2024 - 19:51



Track Rating: Good 4 , Weather: Fine, Rail Position: +4m Entire

Section		Overall	1000m	800m	600m	400m	200m	Last 600m					
Field Times		1:14.12 (0:14.10)	1:00.02 (0:11.25)	0:48.77 (0:11.80)	0:36.97 (0:12.14)	0:24.83 (0:12.27)	0:12.56 (0:12.56)	0:36.97					
Rank	TAB Horse/Jockey	Barrier	Top Speed [km/h]	Fastest Section									
11	9 DUCHESS MARIE Luke Tarrant	6	66.0 Overall	0:11.76 1000m	1:17.14 [11] (0:14.49)	1:02.65 [6] (0:11.76)	0:50.89 [6] (0:11.92)	0:38.97 [6] (0:12.45)	0:26.52 [10] (0:12.69)	0:13.83 [9] (0:13.83)	17L	0:38.97	+3

[] Ranking at each section and finish
 -:-:- No data available at this section
 NA No data available

SCN Saddle cloth number
 DNF Did not finish
 DNT Did not track



Horse/Jockey Name	Nerano
Final Rank	1
Fastest Section Time (Section)	0:11.25 (1000m)
Top Speed [km/h] (Section)	65.9 (1000m)
Race State	Finished



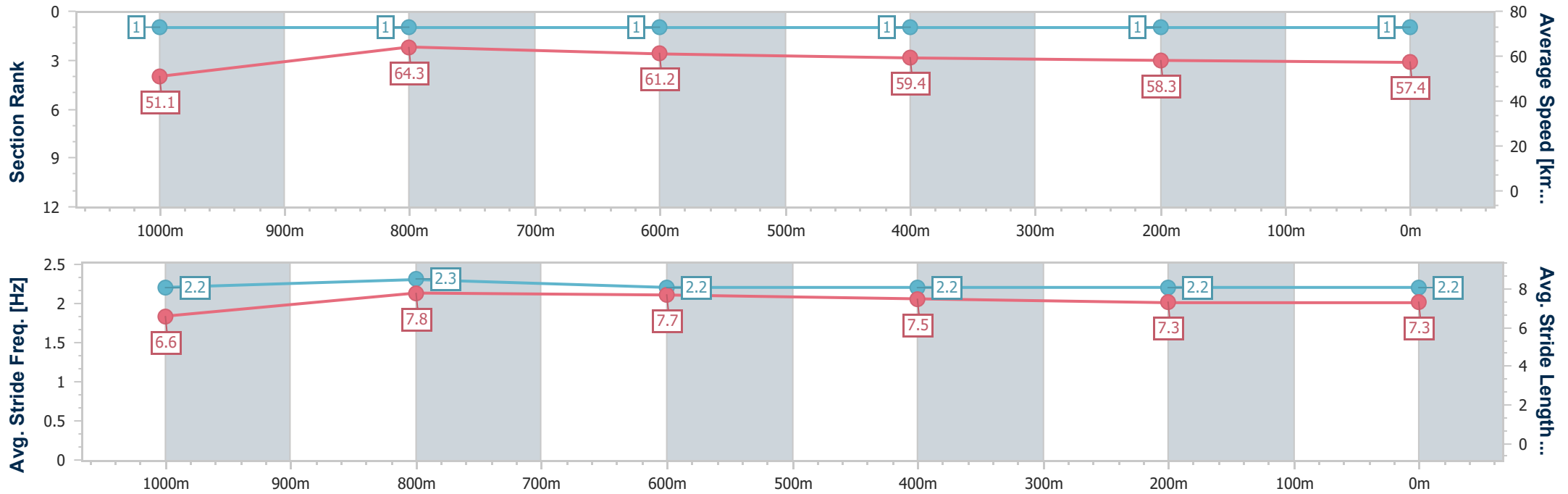
Toowoomba QLD Professional
Race 6: QUEENSLAND ELECTRICAL SOLUTIONS Maiden Plate
- 1200m



22 June 2024 - 19:51

Track Rating: Good 4 , Weather: Fine, Rail Position: +4m Entire

Section	Overall	1000m	800m	600m	400m	200m
Section Times	1:14.12 [1] (0:14.10)	1:00.02 [1] (0:11.25)	0:48.77 [1] (0:11.80)	0:36.97 [1] (0:12.14)	0:24.83 [1] (0:12.27)	0:12.56 [1] (0:12.56)
Average Speed [km/h]	51.1	64.3	61.2	59.4	58.3	57.4
Top Speed [km/h]	65.8	65.9	62.6	61.0	59.0	58.2
Avg. Dist. to Rail [m]	4.3	1.1	1.1	0.4	1.2	2.0
Avg. Stride Freq. [Hz]	2.2	2.3	2.2	2.2	2.2	2.2
Avg. Stride Length [m]	6.6	7.8	7.7	7.5	7.3	7.3



- [] Ranking at each section and finish
- .-.- No data available at this section
- NA No data available



Horse/Jockey Name	Shadow Power
Final Rank	2
Fastest Section Time (Section)	0:11.58 (1000m)
Top Speed [km/h] (Section)	64.8 (Overall)
Race State	Finished



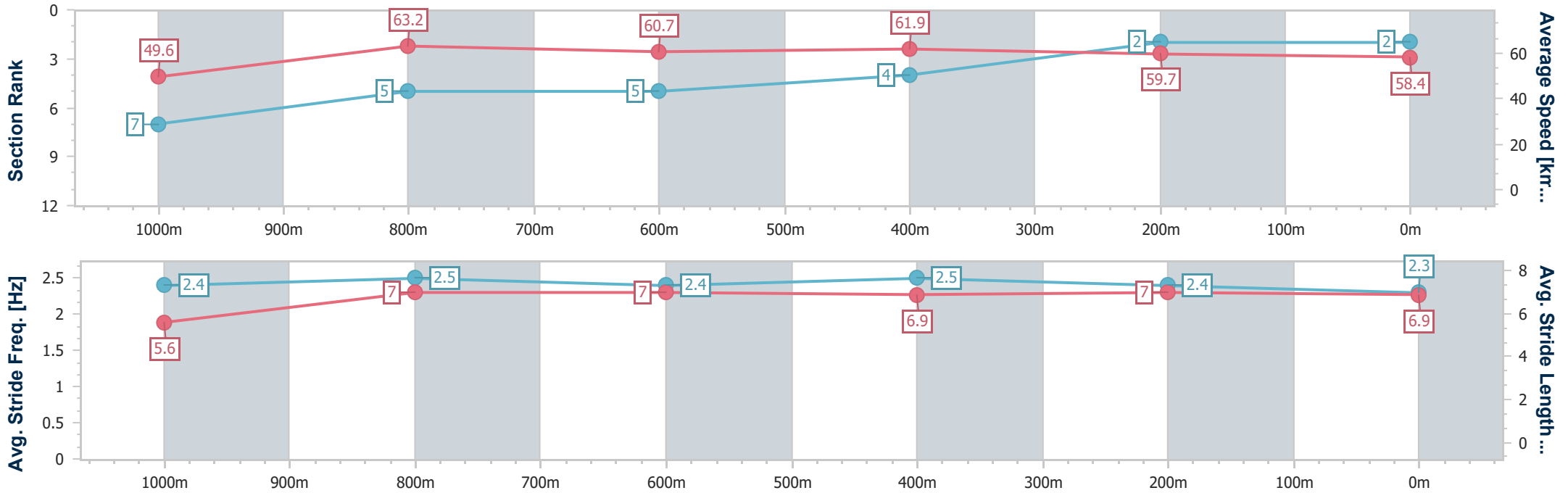
Toowoomba QLD Professional
Race 6: QUEENSLAND ELECTRICAL SOLUTIONS Maiden Plate
- 1200m



22 June 2024 - 19:51

Track Rating: Good 4 , Weather: Fine, Rail Position: +4m Entire

Section	Overall	1000m	800m	600m	400m	200m
Section Times	1:14.26 [2] (0:14.52)	0:59.74 [7] (0:11.58)	0:48.16 [5] (0:12.00)	0:36.16 [5] (0:11.75)	0:24.41 [4] (0:12.09)	0:12.32 [2] (0:12.32)
Average Speed [km/h]	49.6	63.2	60.7	61.9	59.7	58.4
Top Speed [km/h]	64.8	63.6	62.6	62.9	61.7	59.5
Avg. Dist. to Rail [m]	9.9	4.8	3.0	2.1	1.4	5.0
Avg. Stride Freq. [Hz]	2.4	2.5	2.4	2.5	2.4	2.3
Avg. Stride Length [m]	5.6	7.0	7.0	6.9	7.0	6.9



- [] Ranking at each section and finish
- .-.- No data available at this section
- NA No data available



Horse/Jockey Name	Dun With Roses
Final Rank	3
Fastest Section Time (Section)	0:11.73 (1000m)
Top Speed [km/h] (Section)	65.3 (Overall)
Race State	Finished



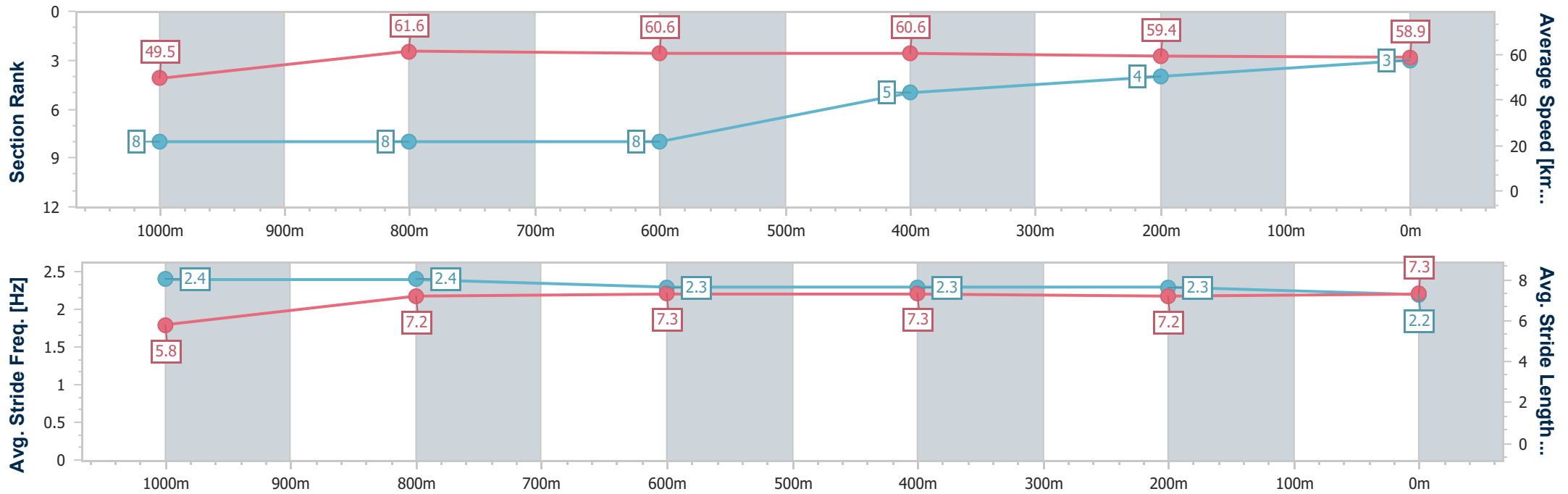
Toowoomba QLD Professional
Race 6: QUEENSLAND ELECTRICAL SOLUTIONS Maiden Plate
- 1200m



22 June 2024 - 19:51

Track Rating: Good 4 , Weather: Fine, Rail Position: +4m Entire

Section	Overall	1000m	800m	600m	400m	200m
Section Times	1:14.67 [3] (0:14.61)	1:00.06 [8] (0:11.73)	0:48.33 [8] (0:11.99)	0:36.34 [8] (0:11.97)	0:24.37 [5] (0:12.12)	0:12.25 [4] (0:12.25)
Average Speed [km/h]	49.5	61.6	60.6	60.6	59.4	58.9
Top Speed [km/h]	65.3	63.8	61.7	62.7	61.1	59.7
Avg. Dist. to Rail [m]	3.9	1.6	1.9	1.8	1.1	1.8
Avg. Stride Freq. [Hz]	2.4	2.4	2.3	2.3	2.3	2.2
Avg. Stride Length [m]	5.8	7.2	7.3	7.3	7.2	7.3



- [] Ranking at each section and finish
- .-.- No data available at this section
- NA No data available



Horse/Jockey Name	Zimbara
Final Rank	4
Fastest Section Time (Section)	0:11.62 (1000m)
Top Speed [km/h] (Section)	64.7 (Overall)
Race State	Finished



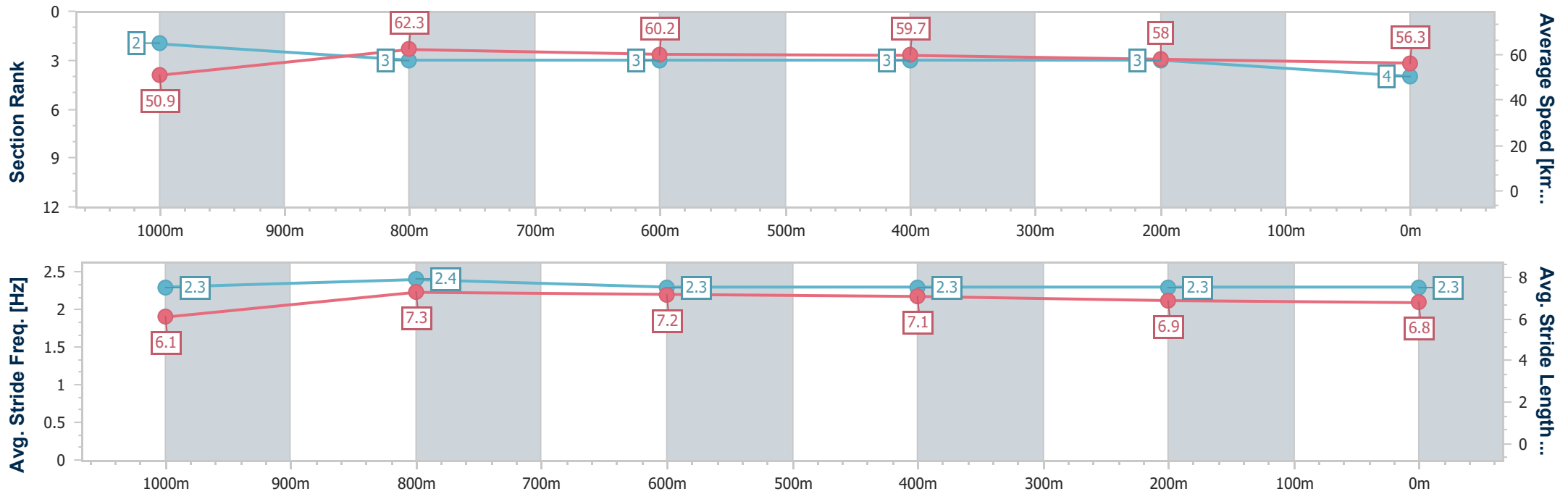
Toowoomba QLD Professional
Race 6: QUEENSLAND ELECTRICAL SOLUTIONS Maiden Plate
- 1200m



22 June 2024 - 19:51

Track Rating: Good 4 , Weather: Fine, Rail Position: +4m Entire

Section	Overall	1000m	800m	600m	400m	200m
Section Times	1:14.92 [4] (0:14.15)	1:00.77 [2] (0:11.62)	0:49.15 [3] (0:12.04)	0:37.11 [3] (0:11.98)	0:25.13 [3] (0:12.35)	0:12.78 [3] (0:12.78)
Average Speed [km/h]	50.9	62.3	60.2	59.7	58.0	56.3
Top Speed [km/h]	64.7	64.6	61.7	60.8	60.1	57.4
Avg. Dist. to Rail [m]	2.0	1.3	1.1	1.1	1.3	2.1
Avg. Stride Freq. [Hz]	2.3	2.4	2.3	2.3	2.3	2.3
Avg. Stride Length [m]	6.1	7.3	7.2	7.1	6.9	6.8



- [] Ranking at each section and finish
- .-.- No data available at this section
- NA No data available



Horse/Jockey Name	First To Mars
Final Rank	5
Fastest Section Time (Section)	0:11.53 (1000m)
Top Speed [km/h] (Section)	63.8 (1000m)
Race State	Finished



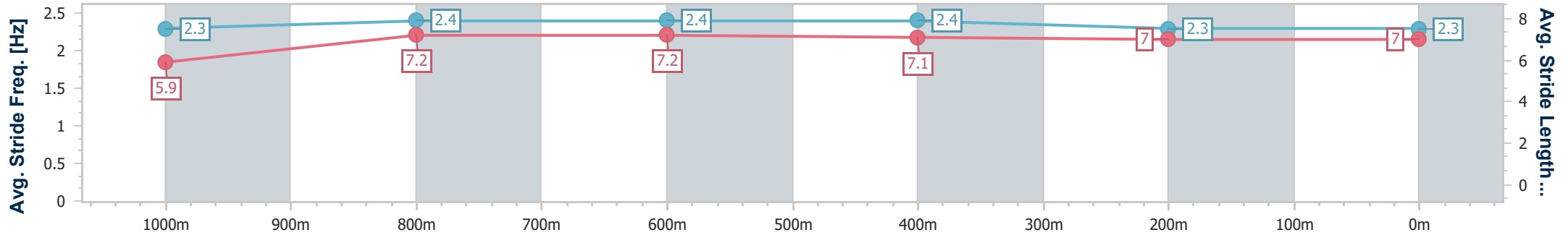
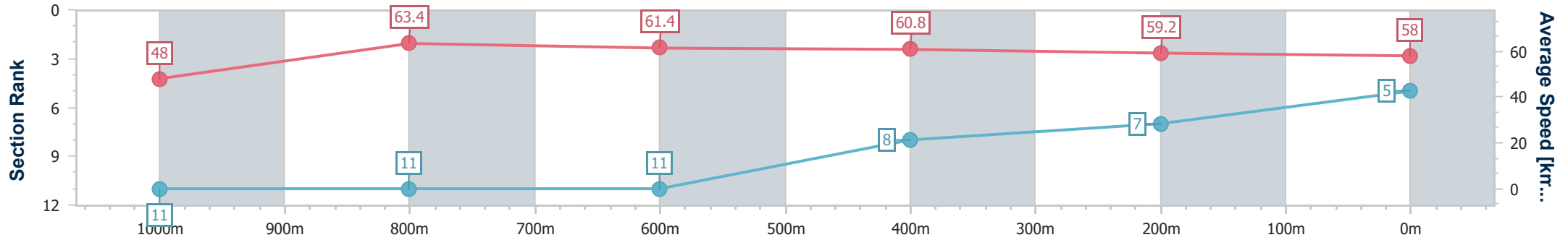
Toowoomba QLD Professional
Race 6: QUEENSLAND ELECTRICAL SOLUTIONS Maiden Plate
- 1200m



22 June 2024 - 19:51

Track Rating: Good 4 , Weather: Fine, Rail Position: +4m Entire

Section	Overall	1000m	800m	600m	400m	200m
Section Times	1:15.22 [5] (0:15.03)	1:00.19 [11] (0:11.53)	0:48.66 [11] (0:11.93)	0:36.73 [11] (0:12.03)	0:24.70 [8] (0:12.30)	0:12.40 [7] (0:12.40)
Average Speed [km/h]	48.0	63.4	61.4	60.8	59.2	58.0
Top Speed [km/h]	63.8	63.8	62.7	63.0	61.1	58.9
Avg. Dist. to Rail [m]	7.8	4.5	4.9	3.0	3.5	5.1
Avg. Stride Freq. [Hz]	2.3	2.4	2.4	2.4	2.3	2.3
Avg. Stride Length [m]	5.9	7.2	7.2	7.1	7.0	7.0



- [] Ranking at each section and finish
- .-.- No data available at this section
- NA No data available



Horse/Jockey Name	Cool Story
Final Rank	6
Fastest Section Time (Section)	0:11.61 (1000m)
Top Speed [km/h] (Section)	63.5 (Overall)
Race State	Finished



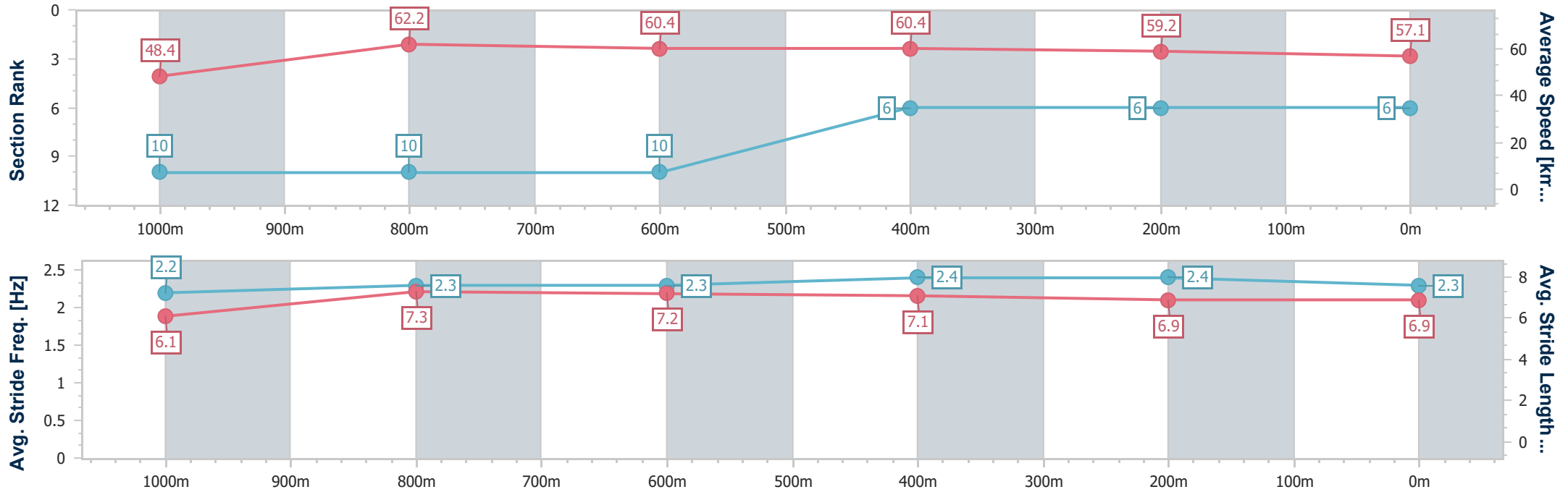
Toowoomba QLD Professional
Race 6: QUEENSLAND ELECTRICAL SOLUTIONS Maiden Plate
- 1200m



22 June 2024 - 19:51

Track Rating: Good 4 , Weather: Fine, Rail Position: +4m Entire

Section	Overall	1000m	800m	600m	400m	200m
Section Times	1:15.24 [6] (0:14.87)	1:00.37 [10] (0:11.61)	0:48.76 [10] (0:11.91)	0:36.85 [10] (0:12.00)	0:24.85 [6] (0:12.28)	0:12.57 [6] (0:12.57)
Average Speed [km/h]	48.4	62.2	60.4	60.4	59.2	57.1
Top Speed [km/h]	63.5	63.5	61.9	62.6	60.9	58.7
Avg. Dist. to Rail [m]	5.3	0.2	0.7	1.4	2.6	2.9
Avg. Stride Freq. [Hz]	2.2	2.3	2.3	2.4	2.4	2.3
Avg. Stride Length [m]	6.1	7.3	7.2	7.1	6.9	6.9



- [] Ranking at each section and finish
- .-.- No data available at this section
- NA No data available



Horse/Jockey Name	Shintaro Lass
Final Rank	7
Fastest Section Time (Section)	0:11.19 (1000m)
Top Speed [km/h] (Section)	67.8 (Overall)
Race State	Finished



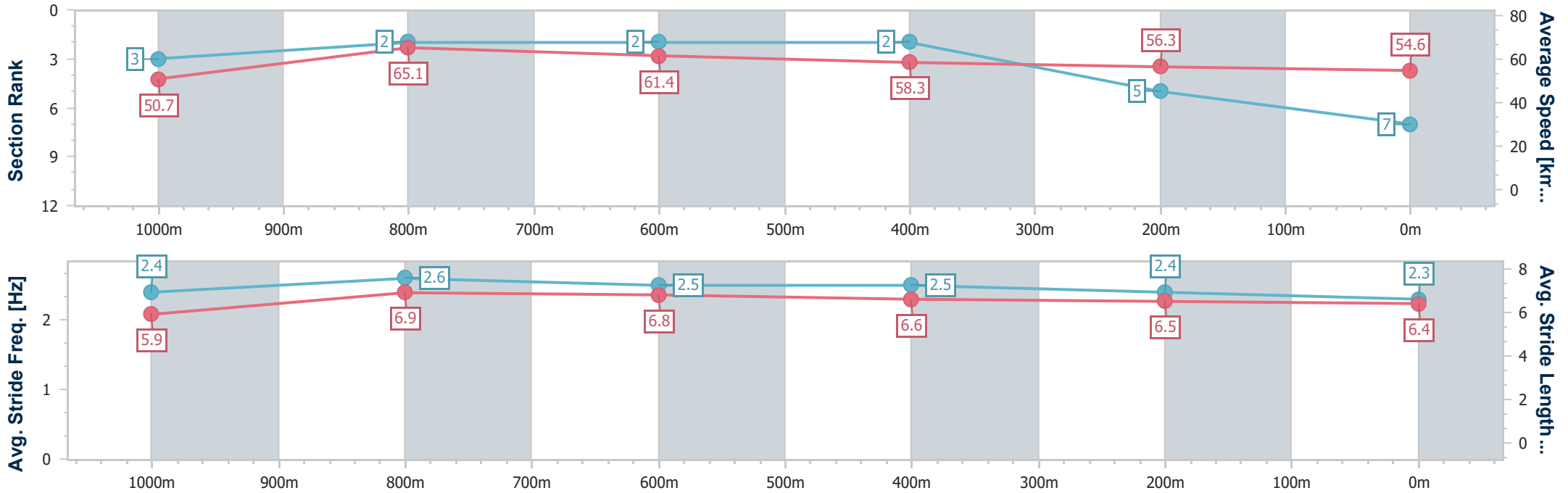
Toowoomba QLD Professional
Race 6: QUEENSLAND ELECTRICAL SOLUTIONS Maiden Plate
- 1200m



22 June 2024 - 19:51

Track Rating: Good 4 , Weather: Fine, Rail Position: +4m Entire

Section	Overall	1000m	800m	600m	400m	200m
Section Times	1:15.63 [7] (0:14.20)	1:01.43 [3] (0:11.19)	0:50.24 [2] (0:11.85)	0:38.39 [2] (0:12.44)	0:25.95 [2] (0:12.78)	0:13.17 [5] (0:13.17)
Average Speed [km/h]	50.7	65.1	61.4	58.3	56.3	54.6
Top Speed [km/h]	67.8	66.7	62.6	60.4	57.8	56.2
Avg. Dist. to Rail [m]	9.2	4.0	2.8	1.6	0.6	0.9
Avg. Stride Freq. [Hz]	2.4	2.6	2.5	2.5	2.4	2.3
Avg. Stride Length [m]	5.9	6.9	6.8	6.6	6.5	6.4



- [] Ranking at each section and finish
- .-.- No data available at this section
- NA No data available



Horse/Jockey Name	Lookin' Sharp
Final Rank	8
Fastest Section Time (Section)	0:11.59 (1000m)
Top Speed [km/h] (Section)	66.5 (Overall)
Race State	Finished



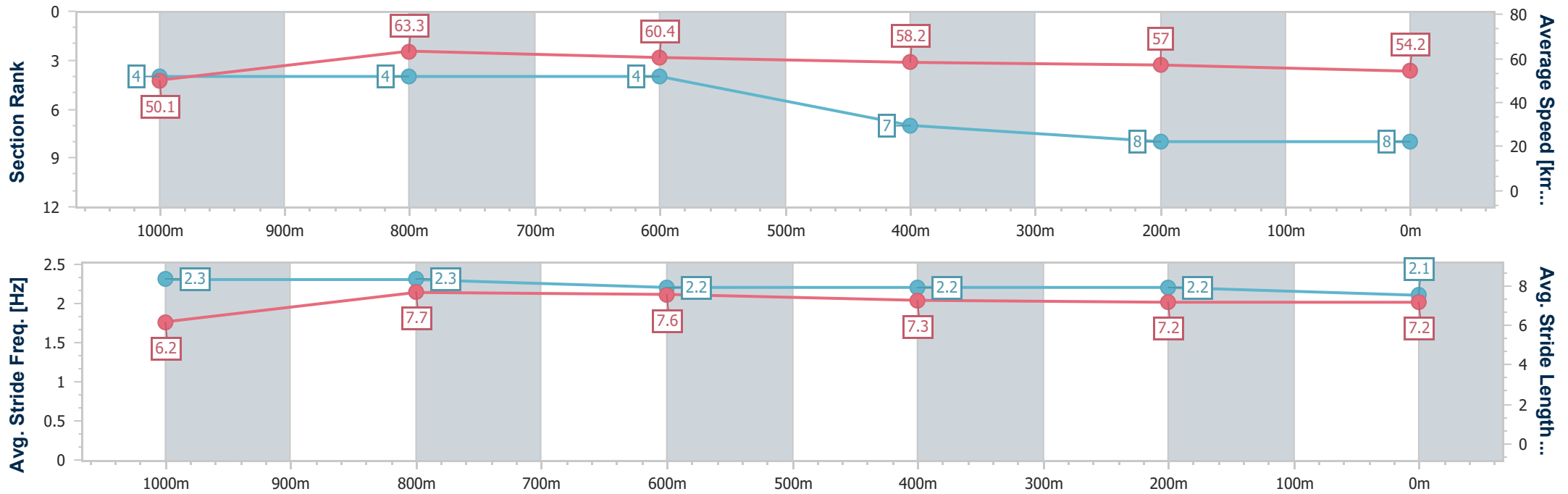
Toowoomba QLD Professional
Race 6: QUEENSLAND ELECTRICAL SOLUTIONS Maiden Plate
- 1200m



22 June 2024 - 19:51

Track Rating: Good 4 , Weather: Fine, Rail Position: +4m Entire

Section	Overall	1000m	800m	600m	400m	200m
Section Times	1:16.40 [8] (0:14.32)	1:02.08 [4] (0:11.59)	0:50.49 [4] (0:12.08)	0:38.41 [4] (0:12.45)	0:25.96 [7] (0:12.69)	0:13.27 [8] (0:13.27)
Average Speed [km/h]	50.1	63.3	60.4	58.2	57.0	54.2
Top Speed [km/h]	66.5	65.3	61.4	59.5	59.7	55.4
Avg. Dist. to Rail [m]	7.6	5.4	3.6	1.8	0.9	1.5
Avg. Stride Freq. [Hz]	2.3	2.3	2.2	2.2	2.2	2.1
Avg. Stride Length [m]	6.2	7.7	7.6	7.3	7.2	7.2



- [] Ranking at each section and finish
- .-.- No data available at this section
- NA No data available



Horse/Jockey Name	Two Time Girl
Final Rank	9
Fastest Section Time (Section)	0:11.81 (1000m)
Top Speed [km/h] (Section)	63.2 (Overall)
Race State	Finished



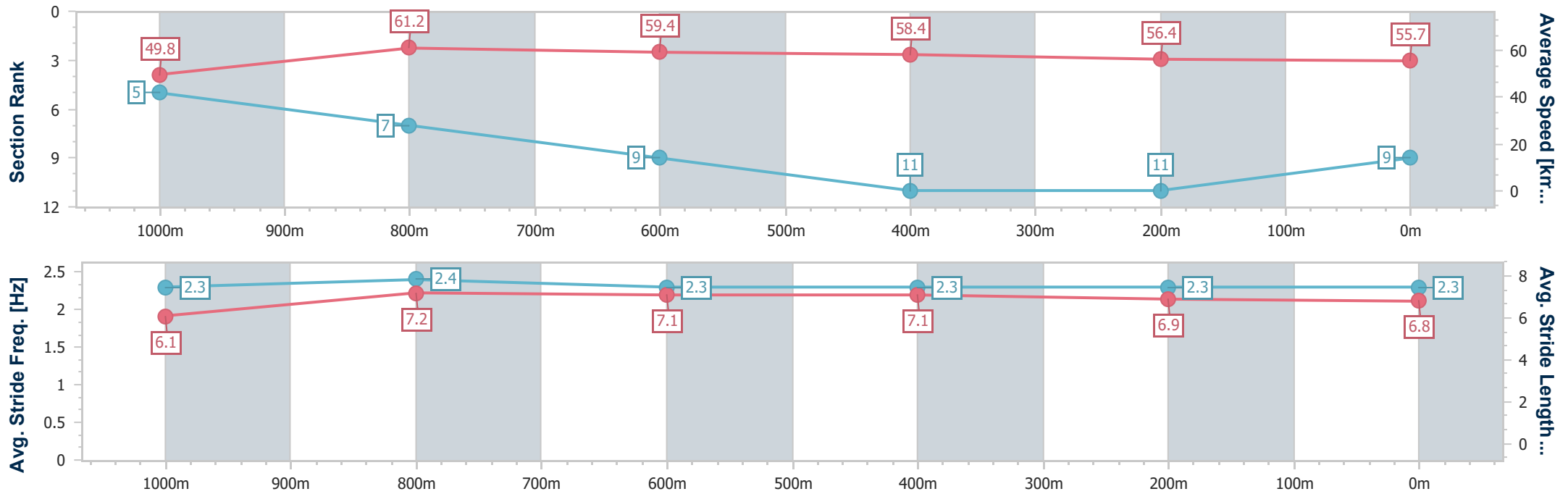
Toowoomba QLD Professional
Race 6: QUEENSLAND ELECTRICAL SOLUTIONS Maiden Plate - 1200m



22 June 2024 - 19:51

Track Rating: Good 4 , Weather: Fine, Rail Position: +4m Entire

Section	Overall	1000m	800m	600m	400m	200m
Section Times	1:16.42 [9] (0:14.44)	1:01.98 [5] (0:11.81)	0:50.17 [7] (0:12.11)	0:38.06 [9] (0:12.36)	0:25.70 [11] (0:12.76)	0:12.94 [11] (0:12.94)
Average Speed [km/h]	49.8	61.2	59.4	58.4	56.4	55.7
Top Speed [km/h]	63.2	62.8	61.4	60.2	58.0	56.9
Avg. Dist. to Rail [m]	2.1	0.6	0.5	0.2	0.6	0.6
Avg. Stride Freq. [Hz]	2.3	2.4	2.3	2.3	2.3	2.3
Avg. Stride Length [m]	6.1	7.2	7.1	7.1	6.9	6.8



- [] Ranking at each section and finish
- .-.- No data available at this section
- NA No data available



Horse/Jockey Name	Dolly Disco
Final Rank	10
Fastest Section Time (Section)	0:11.76 (1000m)
Top Speed [km/h] (Section)	64.6 (Overall)
Race State	Finished



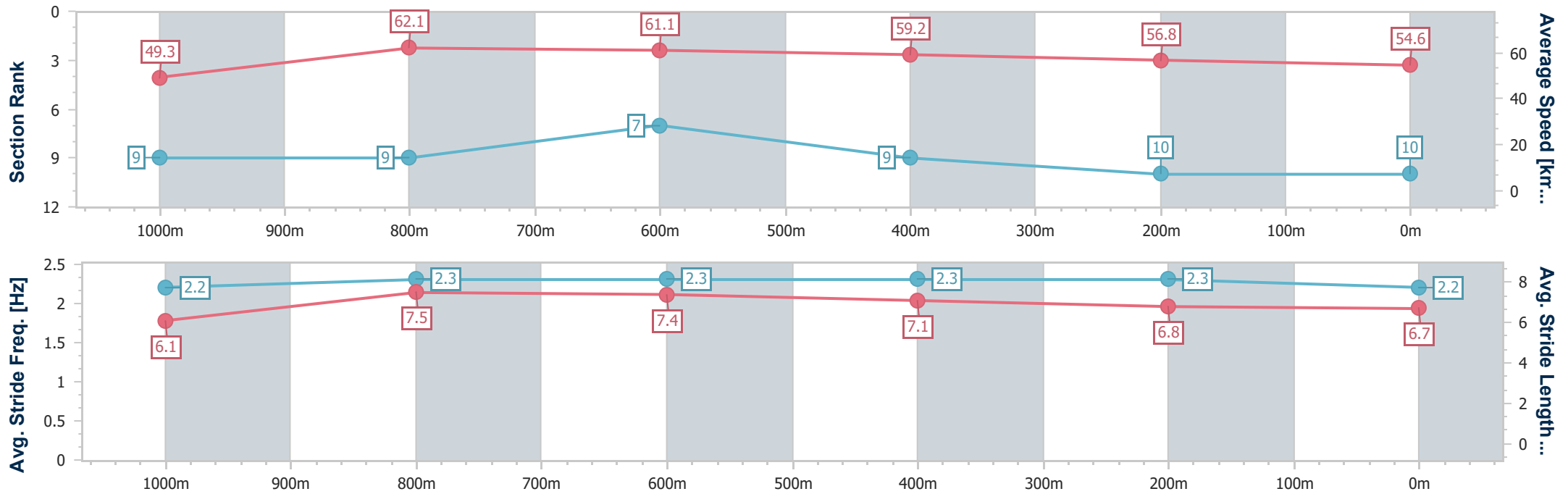
Toowoomba QLD Professional
Race 6: QUEENSLAND ELECTRICAL SOLUTIONS Maiden Plate
- 1200m



22 June 2024 - 19:51

Track Rating: Good 4 , Weather: Fine, Rail Position: +4m Entire

Section	Overall	1000m	800m	600m	400m	200m
Section Times	1:16.58 [10] (0:14.61)	1:01.97 [9] (0:11.76)	0:50.21 [9] (0:11.92)	0:38.29 [7] (0:12.31)	0:25.98 [9] (0:12.76)	0:13.22 [10] (0:13.22)
Average Speed [km/h]	49.3	62.1	61.1	59.2	56.8	54.6
Top Speed [km/h]	64.6	63.1	62.7	60.8	58.0	55.7
Avg. Dist. to Rail [m]	5.1	3.8	2.9	2.6	2.0	2.7
Avg. Stride Freq. [Hz]	2.2	2.3	2.3	2.3	2.3	2.2
Avg. Stride Length [m]	6.1	7.5	7.4	7.1	6.8	6.7



- [] Ranking at each section and finish
- .-.- No data available at this section
- NA No data available



Horse/Jockey Name	Duchess Marie
Final Rank	11
Fastest Section Time (Section)	0:11.76 (1000m)
Top Speed [km/h] (Section)	66.0 (Overall)
Race State	Finished



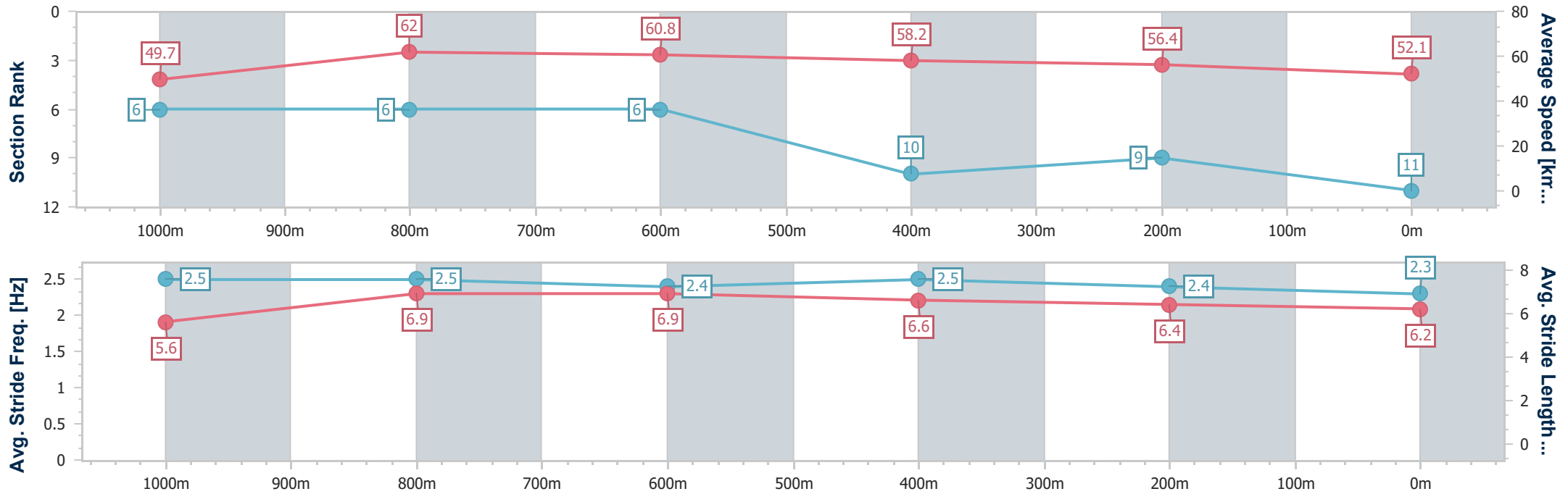
Toowoomba QLD Professional
Race 6: QUEENSLAND ELECTRICAL SOLUTIONS Maiden Plate - 1200m



22 June 2024 - 19:51

Track Rating: Good 4 , Weather: Fine, Rail Position: +4m Entire

Section	Overall	1000m	800m	600m	400m	200m
Section Times	1:17.14 [11] (0:14.49)	1:02.65 [6] (0:11.76)	0:50.89 [6] (0:11.92)	0:38.97 [6] (0:12.45)	0:26.52 [10] (0:12.69)	0:13.83 [9] (0:13.83)
Average Speed [km/h]	49.7	62.0	60.8	58.2	56.4	52.1
Top Speed [km/h]	66.0	64.2	62.2	60.7	58.6	55.0
Avg. Dist. to Rail [m]	6.0	3.3	1.0	1.2	0.9	0.5
Avg. Stride Freq. [Hz]	2.5	2.5	2.4	2.5	2.4	2.3
Avg. Stride Length [m]	5.6	6.9	6.9	6.6	6.4	6.2



- [] Ranking at each section and finish
- .-.- No data available at this section
- NA No data available