



Townsville QLD Professional

Race 4: MITAVITE QTIS Three-Year-Old Handicap - 1300m

23 June 2024 - 14:16



Track Rating: Soft 5, Weather: Fine, Rail Position: +5m 1000m-W/Post, +2m Remainder

Section		Overall	1200m	1000m	800m	600m	400m	Last 600m				
Field Times		1:17.99 (0:09.68)	1:08.31 (0:10.79)	0:57.52 (0:10.94)	0:46.58 (0:11.20)	0:35.38 (0:11.44)	0:23.94 (0:11.63)	0:35.38				
Rank	TAB Horse/Jockey	Barrier	Top Speed [km/h]	Fastest Section	Distance Travelled [m]							
1	4 YELLOWSTONE BETH Tyler Leslight	4	67.1 1200m	0:09.85 Overall	1:17.99 [1] (0:09.85)	1:08.14 [4] (0:10.97)	0:57.17 [5] (0:10.98)	0:46.19 [6] (0:11.21)	0:34.98 [6] (0:11.57)	0:23.41 [6] (0:11.50)	0:34.98	
2	7 WEMYSS Nathan Thomas	2	66.4 1200m	0:09.71 Overall	1:18.10 [2] (0:09.71)	1:08.39 [2] (0:10.94)	0:57.45 [3] (0:10.94)	0:46.51 [3] (0:11.19)	0:35.32 [3] (0:11.50)	0:23.82 [3] (0:11.66)	0:35.32	-10
3	3 ULTIMATE Graham Kliese	7	67.3 1200m	0:09.97 Overall	1:18.12 [3] (0:09.97)	1:08.15 [6] (0:10.86)	0:57.29 [6] (0:10.93)	0:46.36 [5] (0:11.12)	0:35.24 [5] (0:11.58)	0:23.66 [5] (0:11.51)	0:35.24	-8
4	8 WHITE AREDELLE Isabella Teh	6	68.2 1200m	0:09.68 Overall	1:18.16 [4] (0:09.68)	1:08.48 [1] (0:10.79)	0:57.69 [1] (0:10.94)	0:46.75 [1] (0:11.20)	0:35.55 [1] (0:11.44)	0:24.11 [1] (0:11.63)	0:35.55	-8
5	1 CENTRAL PARK Carl Spry	8	66.2 1200m	0:10.15 Overall	1:18.19 [5] (0:10.15)	1:08.04 [8] (0:11.00)	0:57.04 [9] (0:10.91)	0:46.13 [7] (0:11.09)	0:35.04 [7] (0:11.53)	0:23.51 [7] (0:11.43)	0:35.04	-10
6	9 PURPOSE 'N' VISION Lacey Morrison	11	67.2 1000m	0:09.95 Overall	1:18.34 [6] (0:09.95)	1:08.39 [5] (0:11.19)	0:57.20 [8] (0:11.05)	0:46.15 [9] (0:11.18)	0:34.97 [9] (0:11.51)	0:23.46 [9] (0:11.50)	0:34.97	-4
7	2 READY TO PARDON Ryan Wiggins	9	69.7 1200m	0:10.14 Overall	1:18.48 [7] (0:10.14)	1:08.34 [7] (0:10.55)	0:57.79 [4] (0:10.94)	0:46.85 [4] (0:11.10)	0:35.75 [2] (0:11.38)	0:24.37 [2] (0:11.61)	0:35.75	-11
8	6 CRAICARO Frank Edwards	5	67.7 1200m	0:10.22 Overall	1:18.53 [8] (0:10.22)	1:08.31 [9] (0:10.90)	0:57.41 [7] (0:10.99)	0:46.42 [8] (0:11.14)	0:35.28 [8] (0:11.47)	0:23.81 [8] (0:11.42)	0:35.28	-10
9	5 HUNT THE HUNTER Scott Sheargold	10	68.5 1200m	0:09.85 Overall	1:18.88 [9] (0:09.85)	1:09.03 [3] (0:10.74)	0:58.29 [2] (0:10.99)	0:47.30 [2] (0:11.21)	0:36.09 [4] (0:11.52)	0:24.57 [4] (0:11.82)	0:36.09	-5
10	11 THREDBO Chelsea Jokic	3	69.0 1200m	0:10.71 1200m	1:19.31 [10] (0:10.77)	1:08.54 [10] (0:10.71)	0:57.83 [10] (0:10.95)	0:46.88 [10] (0:11.15)	0:35.73 [10] (0:11.37)	0:24.36 [10] (0:11.66)	0:35.73	-8

Scratched: Miss Farstar (#10)

[] Ranking at each section and finish
 -:-:- No data available at this section
 NA No data available

SCN Saddle cloth number
 DNF Did not finish
 DNT Did not track



Townsville QLD Professional

Race 4: MITAVITE QTIS Three-Year-Old Handicap - 1300m

23 June 2024 - 14:16



Track Rating: Soft 5, Weather: Fine, Rail Position: +5m 1000m-W/Post, +2m Remainder

Section				200m				Last 600m	
Field Times				0:12.31				0:35.38	
				(0:12.31)					
Rank	TAB	Horse/Jockey	Barrier	Top Speed [km/h]	Fastest Section	Margin			Distance Travelled [m]
1	4	YELLOWSTONE BETH	4	67.1	0:09.85	0:11.91 [5]	1:17.99		0:34.98
		Tyler Leslight		1200m	Overall	(0:11.91)			
2	7	WEMYSS	2	66.4	0:09.71	0:12.16 [3]	0.66L		0:35.32
		Nathan Thomas		1200m	Overall	(0:12.16)			-10
3	3	ULTIMATE	7	67.3	0:09.97	0:12.15 [4]	0.76L		0:35.24
		Graham Kliese		1200m	Overall	(0:12.15)			-8
4	8	WHITE AREDELLE	6	68.2	0:09.68	0:12.48 [1]	1.03L		0:35.55
		Isabella Teh		1200m	Overall	(0:12.48)			-8
5	1	CENTRAL PARK	8	66.2	0:10.15	0:12.08 [6]	1.22L		0:35.04
		Carl Spry		1200m	Overall	(0:12.08)			-10
6	9	PURPOSE 'N' VISION	11	67.2	0:09.95	0:11.96 [9]	2.11L		0:34.97
		Lacey Morrison		1000m	Overall	(0:11.96)			-4
7	2	READY TO PARDON	9	69.7	0:10.14	0:12.76 [2]	2.91L		0:35.75
		Ryan Wiggins		1200m	Overall	(0:12.76)			-11
8	6	CRAICARO	5	67.7	0:10.22	0:12.39 [8]	3.22L		0:35.28
		Frank Edwards		1200m	Overall	(0:12.39)			-10
9	5	HUNT THE HUNTER	10	68.5	0:09.85	0:12.75 [7]	5.25L		0:36.09
		Scott Sheargold		1200m	Overall	(0:12.75)			-5
10	11	THREDBO	3	69.0	0:10.71	0:12.70 [10]	7.76L		0:35.73
		Chelsea Jokic		1200m	1200m	(0:12.70)			-8

Scratched: Miss Farstar (#10)

[] Ranking at each section and finish
 -:-:- No data available at this section
 NA No data available

SCN Saddle cloth number
 DNF Did not finish
 DNT Did not track



Horse/Jockey Name	Yellowstone Beth
Final Rank	1
Fastest Section Time (Section)	0:09.85 (Overall)
Top Speed [km/h] (Section)	67.1 (1200m)
Race State	Finished



Townsville QLD Professional

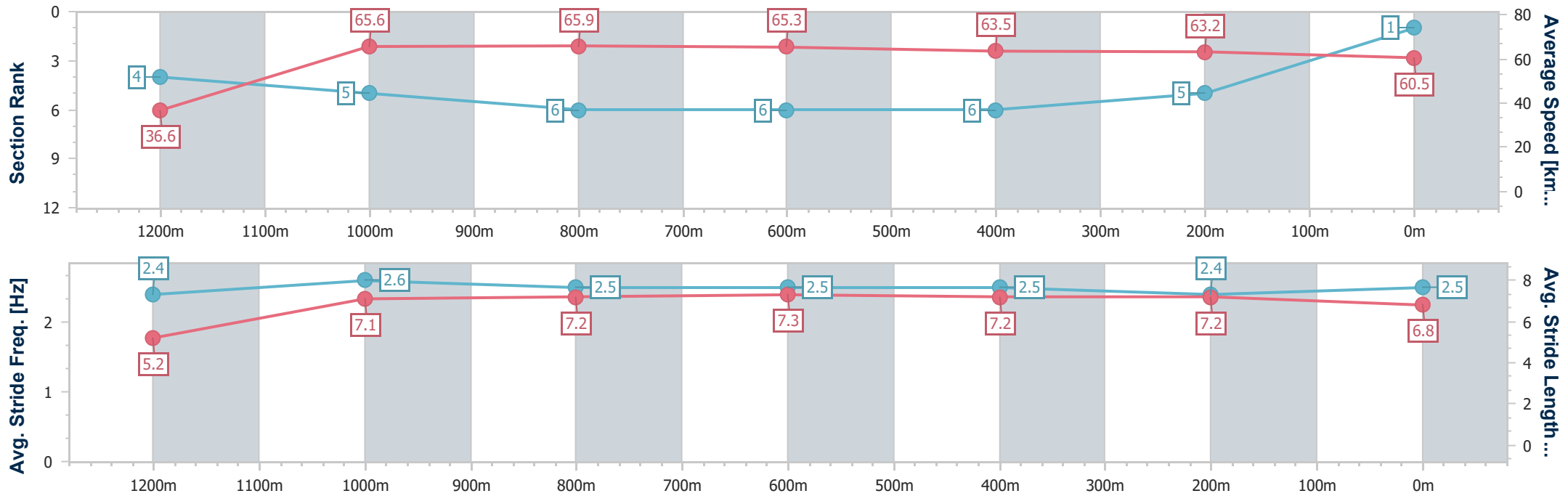
Race 4: MITAVITE QTIS Three-Year-Old Handicap - 1300m

23 June 2024 - 14:16

Track Rating: Soft 5, Weather: Fine, Rail Position: +5m 1000m-
W/Post, +2m Remainder



Section	Overall	1200m	1000m	800m	600m	400m	200m
Section Times	1:17.99 [1] (0:09.85)	1:08.14 [4] (0:10.97)	0:57.17 [5] (0:10.98)	0:46.19 [6] (0:11.21)	0:34.98 [6] (0:11.57)	0:23.41 [6] (0:11.50)	0:11.91 [5] (0:11.91)
Average Speed [km/h]	36.6	65.6	65.9	65.3	63.5	63.2	60.5
Top Speed [km/h]	64.6	67.1	66.6	65.8	64.4	64.0	62.7
Avg. Dist. to Rail [m]	8.1	2.4	1.4	3.2	4.4	6.3	8.6
Avg. Stride Freq. [Hz]	2.4	2.6	2.5	2.5	2.5	2.4	2.5
Avg. Stride Length [m]	5.2	7.1	7.2	7.3	7.2	7.2	6.8



- [] Ranking at each section and finish
- .-.- No data available at this section
- NA No data available



Horse/Jockey Name	Wemyss
Final Rank	2
Fastest Section Time (Section)	0:09.71 (Overall)
Top Speed [km/h] (Section)	66.4 (1200m)
Race State	Finished



Townsville QLD Professional

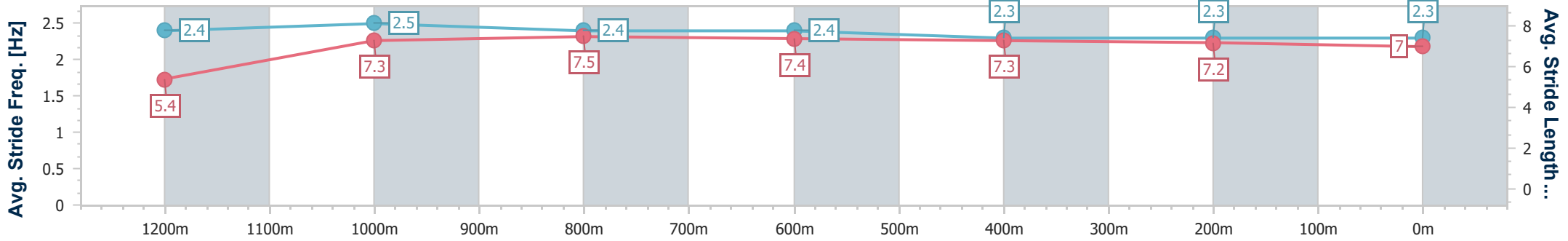
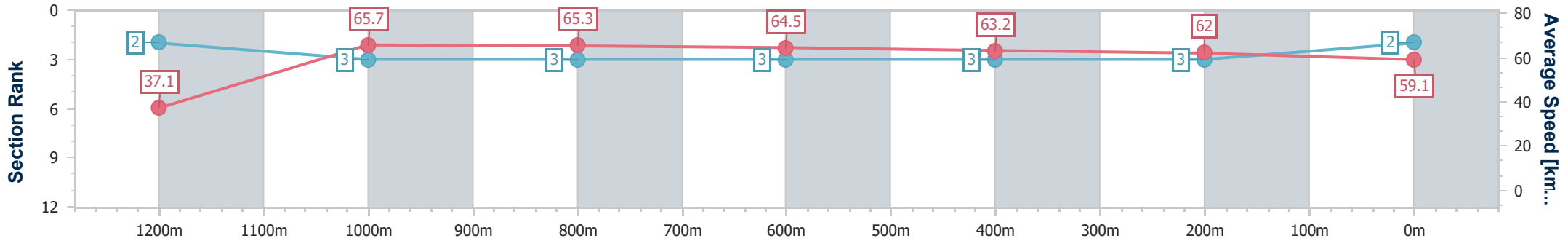
Race 4: MITAVITE QTIS Three-Year-Old Handicap - 1300m

23 June 2024 - 14:16

Track Rating: Soft 5, Weather: Fine, Rail Position: +5m 1000m-
W/Post, +2m Remainder



Section	Overall	1200m	1000m	800m	600m	400m	200m
Section Times	1:18.10 [2] (0:09.71)	1:08.39 [2] (0:10.94)	0:57.45 [3] (0:10.94)	0:46.51 [3] (0:11.19)	0:35.32 [3] (0:11.50)	0:23.82 [3] (0:11.66)	0:12.16 [3] (0:12.16)
Average Speed [km/h]	37.1	65.7	65.3	64.5	63.2	62.0	59.1
Top Speed [km/h]	64.4	66.4	66.2	65.3	64.1	63.4	60.9
Avg. Dist. to Rail [m]	4.3	1.2	1.4	0.6	1.5	4.3	8.0
Avg. Stride Freq. [Hz]	2.4	2.5	2.4	2.4	2.3	2.3	2.3
Avg. Stride Length [m]	5.4	7.3	7.5	7.4	7.3	7.2	7.0



- [] Ranking at each section and finish
- .-.- No data available at this section
- NA No data available



Horse/Jockey Name	Ultimate
Final Rank	3
Fastest Section Time (Section)	0:09.97 (Overall)
Top Speed [km/h] (Section)	67.3 (1200m)
Race State	Finished



Townsville QLD Professional

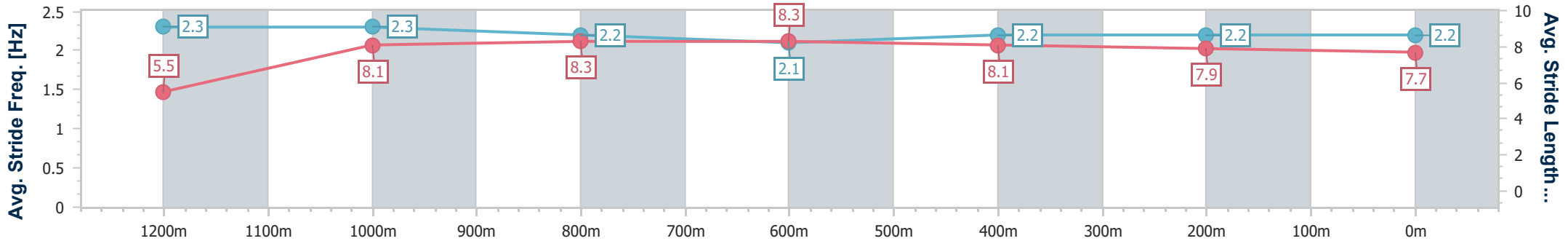
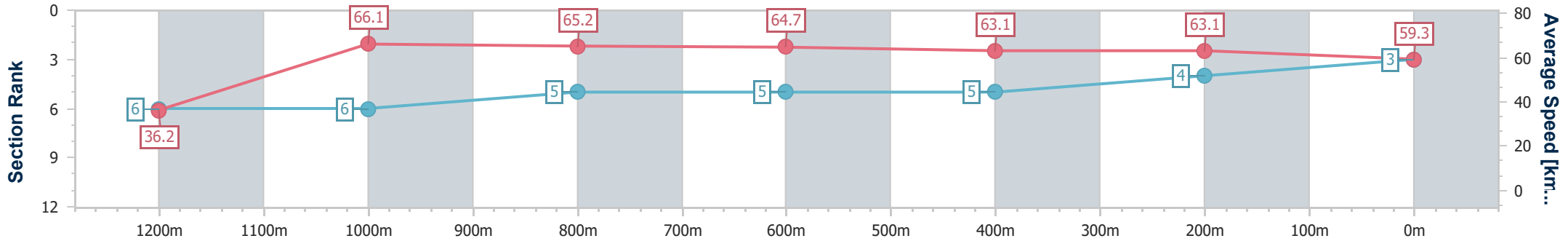
Race 4: MITAVITE QTIS Three-Year-Old Handicap - 1300m

23 June 2024 - 14:16

Track Rating: Soft 5, Weather: Fine, Rail Position: +5m 1000m-
W/Post, +2m Remainder



Section	Overall	1200m	1000m	800m	600m	400m	200m
Section Times	1:18.12 [3] (0:09.97)	1:08.15 [6] (0:10.86)	0:57.29 [6] (0:10.93)	0:46.36 [5] (0:11.12)	0:35.24 [5] (0:11.58)	0:23.66 [5] (0:11.51)	0:12.15 [4] (0:12.15)
Average Speed [km/h]	36.2	66.1	65.2	64.7	63.1	63.1	59.3
Top Speed [km/h]	64.6	67.3	66.4	65.3	63.9	64.7	61.7
Avg. Dist. to Rail [m]	9.5	2.1	1.6	0.4	2.8	6.9	8.8
Avg. Stride Freq. [Hz]	2.3	2.3	2.2	2.1	2.2	2.2	2.2
Avg. Stride Length [m]	5.5	8.1	8.3	8.3	8.1	7.9	7.7



- [] Ranking at each section and finish
- .-.- No data available at this section
- NA No data available



Horse/Jockey Name	White Arendelle
Final Rank	4
Fastest Section Time (Section)	0:09.68 (Overall)
Top Speed [km/h] (Section)	68.2 (1200m)
Race State	Finished



Townsville QLD Professional

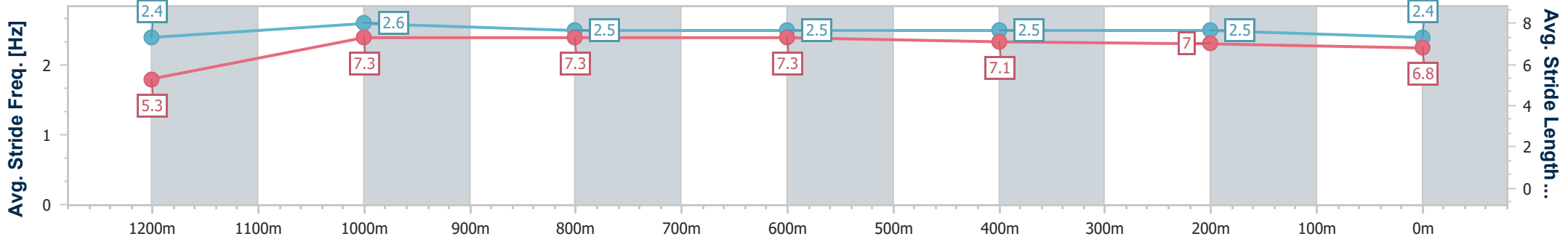
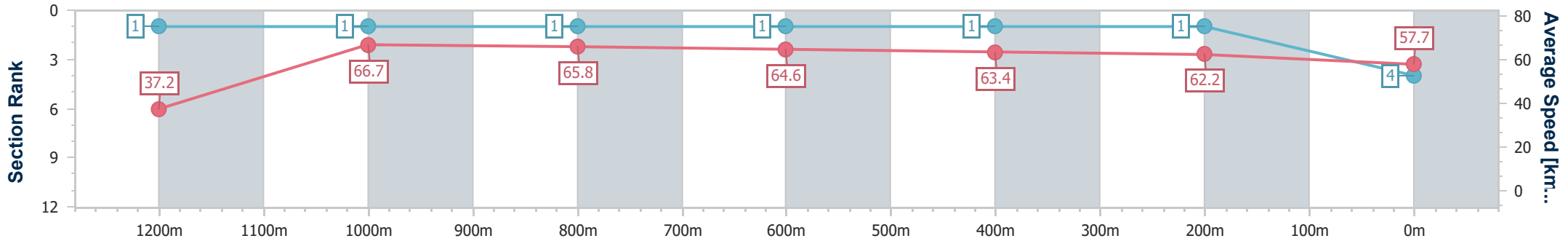
Race 4: MITAVITE QTIS Three-Year-Old Handicap - 1300m

23 June 2024 - 14:16

Track Rating: Soft 5, Weather: Fine, Rail Position: +5m 1000m-
W/Post, +2m Remainder



Section	Overall	1200m	1000m	800m	600m	400m	200m
Section Times	1:18.16 [4] (0:09.68)	1:08.48 [1] (0:10.79)	0:57.69 [1] (0:10.94)	0:46.75 [1] (0:11.20)	0:35.55 [1] (0:11.44)	0:24.11 [1] (0:11.63)	0:12.48 [1] (0:12.48)
Average Speed [km/h]	37.2	66.7	65.8	64.6	63.4	62.2	57.7
Top Speed [km/h]	64.8	68.2	66.7	65.8	64.8	63.3	61.4
Avg. Dist. to Rail [m]	8.3	2.0	1.0	1.2	1.6	2.9	4.4
Avg. Stride Freq. [Hz]	2.4	2.6	2.5	2.5	2.5	2.5	2.4
Avg. Stride Length [m]	5.3	7.3	7.3	7.3	7.1	7.0	6.8



- [] Ranking at each section and finish
- .-.- No data available at this section
- NA No data available



Horse/Jockey Name	Central Park
Final Rank	5
Fastest Section Time (Section)	0:10.15 (Overall)
Top Speed [km/h] (Section)	66.2 (1200m)
Race State	Finished



Townsville QLD Professional

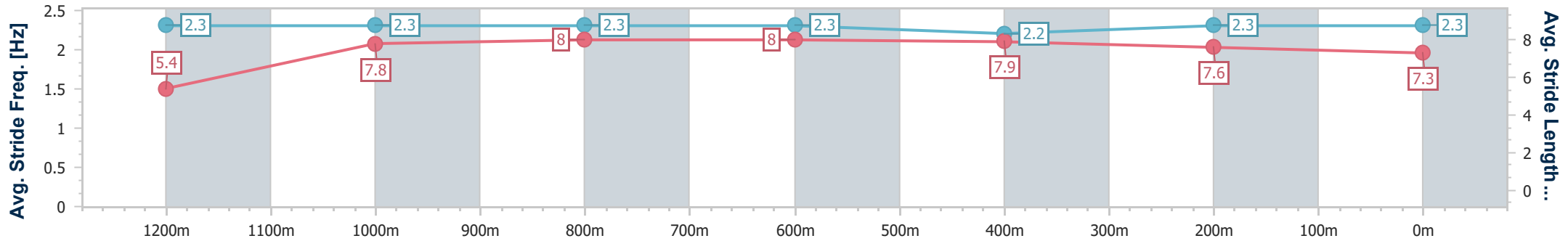
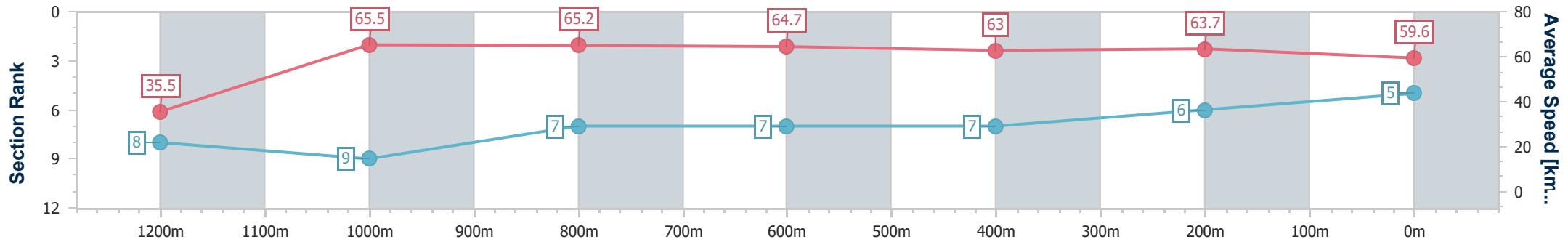
Race 4: MITAVITE QTIS Three-Year-Old Handicap - 1300m

23 June 2024 - 14:16

Track Rating: Soft 5, Weather: Fine, Rail Position: +5m 1000m-
W/Post, +2m Remainder



Section	Overall	1200m	1000m	800m	600m	400m	200m
Section Times	1:18.19 [5] (0:10.15)	1:08.04 [8] (0:11.00)	0:57.04 [9] (0:10.91)	0:46.13 [7] (0:11.09)	0:35.04 [7] (0:11.53)	0:23.51 [7] (0:11.43)	0:12.08 [6] (0:12.08)
Average Speed [km/h]	35.5	65.5	65.2	64.7	63.0	63.7	59.6
Top Speed [km/h]	64.2	66.2	66.1	65.6	64.3	64.4	62.6
Avg. Dist. to Rail [m]	11.2	3.1	2.1	1.0	1.9	7.4	10.1
Avg. Stride Freq. [Hz]	2.3	2.3	2.3	2.3	2.2	2.3	2.3
Avg. Stride Length [m]	5.4	7.8	8.0	8.0	7.9	7.6	7.3



- [] Ranking at each section and finish
- .-.- No data available at this section
- NA No data available



Horse/Jockey Name	Purpose 'N' Vision
Final Rank	6
Fastest Section Time (Section)	0:09.95 (Overall)
Top Speed [km/h] (Section)	67.2 (1000m)
Race State	Finished



Townsville QLD Professional

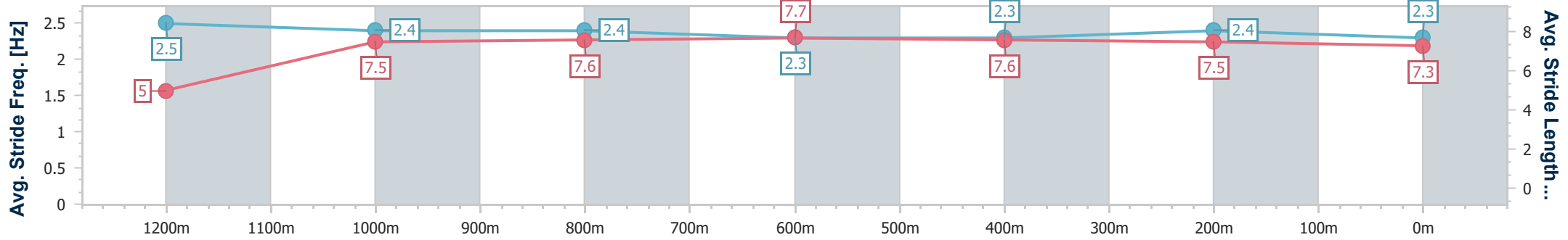
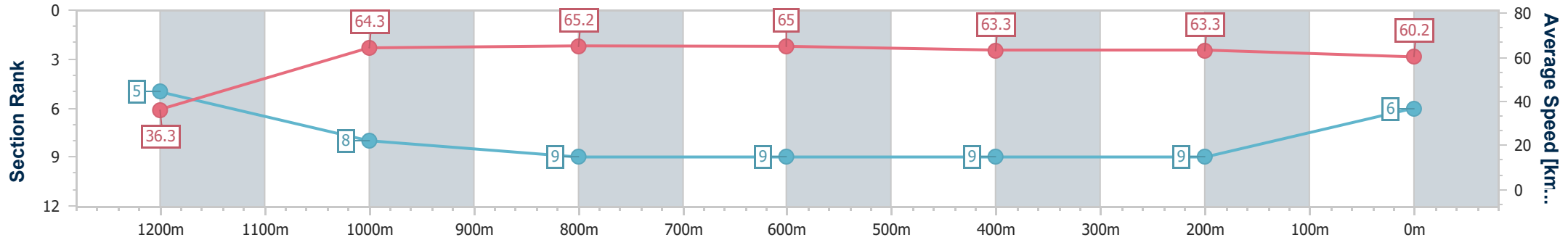
Race 4: MITAVITE QTIS Three-Year-Old Handicap - 1300m

23 June 2024 - 14:16

Track Rating: Soft 5, Weather: Fine, Rail Position: +5m 1000m-
W/Post, +2m Remainder



Section	Overall	1200m	1000m	800m	600m	400m	200m
Section Times	1:18.34 [6] (0:09.95)	1:08.39 [5] (0:11.19)	0:57.20 [8] (0:11.05)	0:46.15 [9] (0:11.18)	0:34.97 [9] (0:11.51)	0:23.46 [9] (0:11.50)	0:11.96 [9] (0:11.96)
Average Speed [km/h]	36.3	64.3	65.2	65.0	63.3	63.3	60.2
Top Speed [km/h]	62.3	67.0	67.2	66.1	64.3	63.9	62.7
Avg. Dist. to Rail [m]	13.6	3.6	0.7	2.0	2.7	6.6	8.5
Avg. Stride Freq. [Hz]	2.5	2.4	2.4	2.3	2.3	2.4	2.3
Avg. Stride Length [m]	5.0	7.5	7.6	7.7	7.6	7.5	7.3



- [] Ranking at each section and finish
- .-.- No data available at this section
- NA No data available



Horse/Jockey Name	Ready To Pardon
Final Rank	7
Fastest Section Time (Section)	0:10.14 (Overall)
Top Speed [km/h] (Section)	69.7 (1200m)
Race State	Finished



Townsville QLD Professional

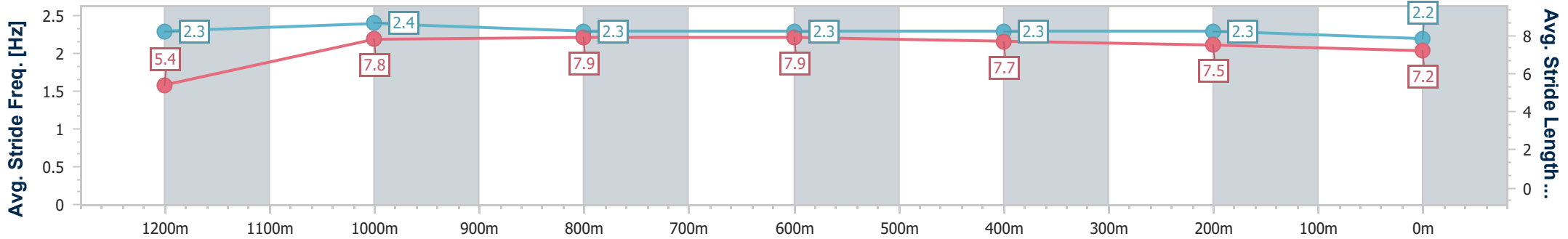
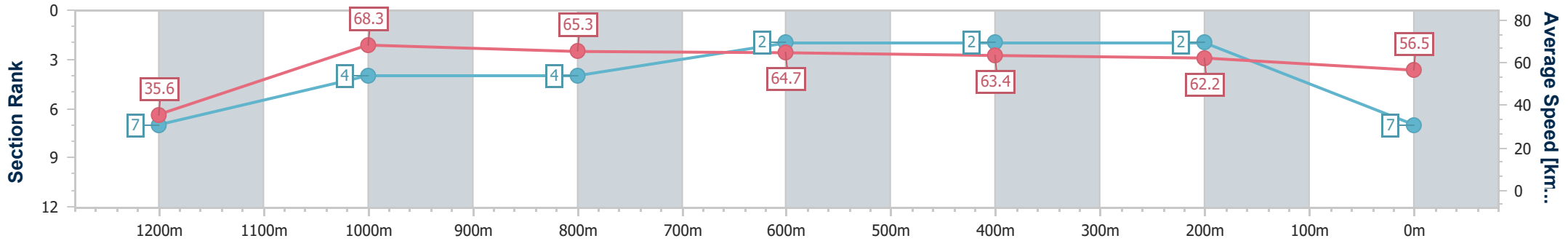
Race 4: MITAVITE QTIS Three-Year-Old Handicap - 1300m

23 June 2024 - 14:16

Track Rating: Soft 5, Weather: Fine, Rail Position: +5m 1000m-
W/Post, +2m Remainder



Section	Overall	1200m	1000m	800m	600m	400m	200m
Section Times	1:18.48 [7] (0:10.14)	1:08.34 [7] (0:10.55)	0:57.79 [4] (0:10.94)	0:46.85 [4] (0:11.10)	0:35.75 [2] (0:11.38)	0:24.37 [2] (0:11.61)	0:12.76 [2] (0:12.76)
Average Speed [km/h]	35.6	68.3	65.3	64.7	63.4	62.2	56.5
Top Speed [km/h]	65.8	69.7	67.4	65.4	64.7	63.3	60.1
Avg. Dist. to Rail [m]	12.6	4.5	1.1	1.0	0.6	2.6	4.5
Avg. Stride Freq. [Hz]	2.3	2.4	2.3	2.3	2.3	2.3	2.2
Avg. Stride Length [m]	5.4	7.8	7.9	7.9	7.7	7.5	7.2



- [] Ranking at each section and finish
- .-.- No data available at this section
- NA No data available



Horse/Jockey Name	Craicaro
Final Rank	8
Fastest Section Time (Section)	0:10.22 (Overall)
Top Speed [km/h] (Section)	67.7 (1200m)
Race State	Finished



Townsville QLD Professional

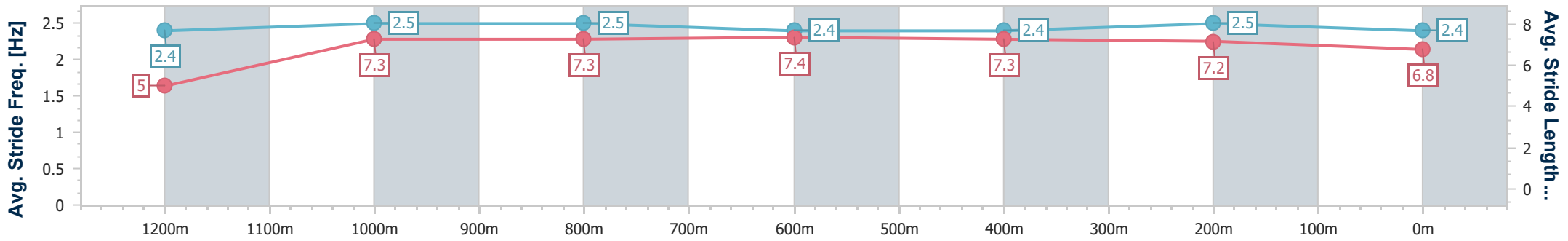
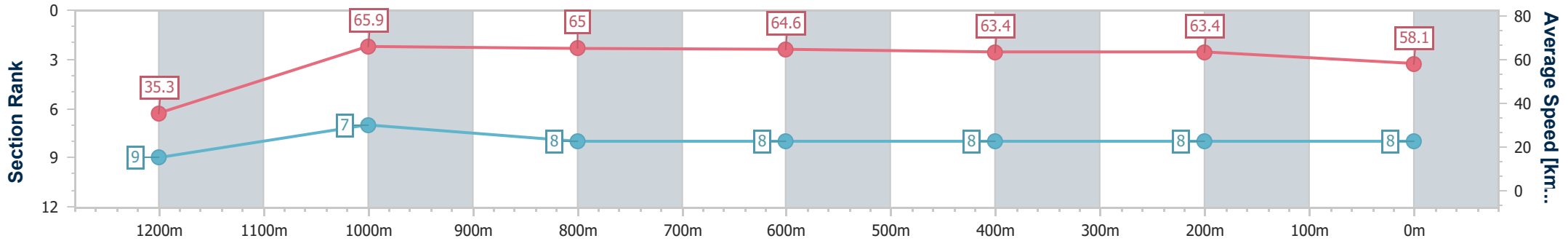
Race 4: MITAVITE QTIS Three-Year-Old Handicap - 1300m

23 June 2024 - 14:16

Track Rating: Soft 5, Weather: Fine, Rail Position: +5m 1000m-
W/Post, +2m Remainder



Section	Overall	1200m	1000m	800m	600m	400m	200m
Section Times	1:18.53 [8] (0:10.22)	1:08.31 [9] (0:10.90)	0:57.41 [7] (0:10.99)	0:46.42 [8] (0:11.14)	0:35.28 [8] (0:11.47)	0:23.81 [8] (0:11.42)	0:12.39 [8] (0:12.39)
Average Speed [km/h]	35.3	65.9	65.0	64.6	63.4	63.4	58.1
Top Speed [km/h]	62.7	67.7	66.6	65.9	65.4	64.7	62.9
Avg. Dist. to Rail [m]	8.5	2.1	1.5	0.3	1.7	3.2	3.8
Avg. Stride Freq. [Hz]	2.4	2.5	2.5	2.4	2.4	2.5	2.4
Avg. Stride Length [m]	5.0	7.3	7.3	7.4	7.3	7.2	6.8



- [] Ranking at each section and finish
- .-.- No data available at this section
- NA No data available



Horse/Jockey Name	Hunt The Hunter
Final Rank	9
Fastest Section Time (Section)	0:09.85 (Overall)
Top Speed [km/h] (Section)	68.5 (1200m)
Race State	Finished



Townsville QLD Professional

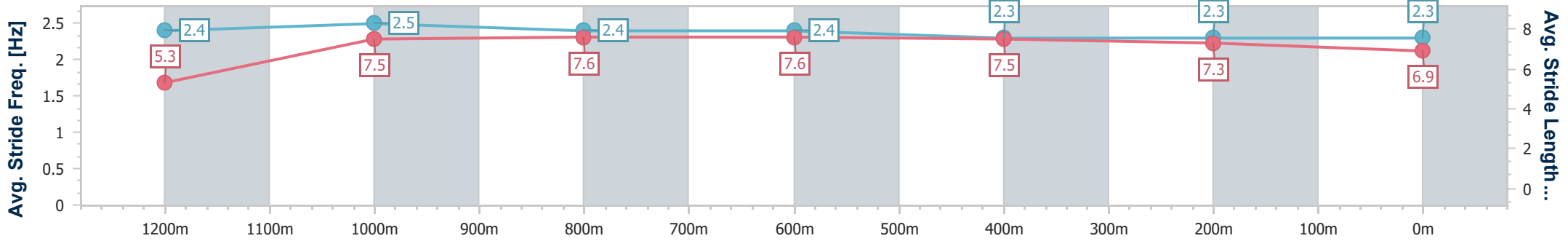
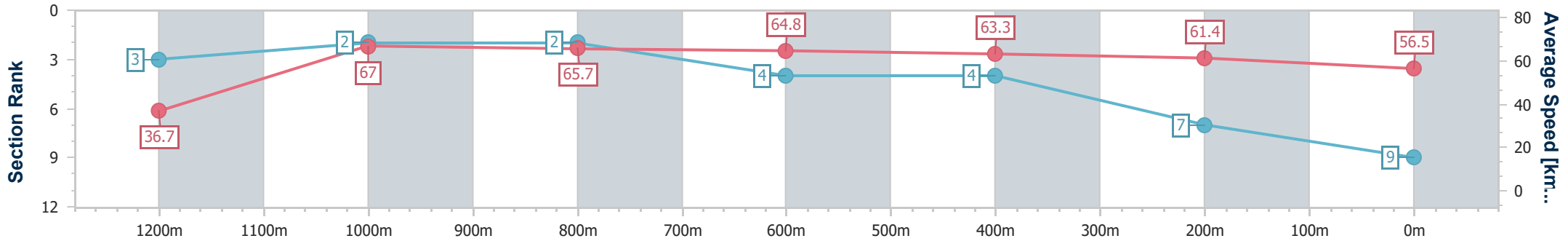
Race 4: MITAVITE QTIS Three-Year-Old Handicap - 1300m

23 June 2024 - 14:16

Track Rating: Soft 5, Weather: Fine, Rail Position: +5m 1000m-
W/Post, +2m Remainder



Section	Overall	1200m	1000m	800m	600m	400m	200m
Section Times	1:18.88 [9] (0:09.85)	1:09.03 [3] (0:10.74)	0:58.29 [2] (0:10.99)	0:47.30 [2] (0:11.21)	0:36.09 [4] (0:11.52)	0:24.57 [4] (0:11.82)	0:12.75 [7] (0:12.75)
Average Speed [km/h]	36.7	67.0	65.7	64.8	63.3	61.4	56.5
Top Speed [km/h]	64.4	68.5	67.5	66.7	64.9	63.5	60.1
Avg. Dist. to Rail [m]	11.2	4.0	0.8	1.9	2.2	5.6	6.7
Avg. Stride Freq. [Hz]	2.4	2.5	2.4	2.4	2.3	2.3	2.3
Avg. Stride Length [m]	5.3	7.5	7.6	7.6	7.5	7.3	6.9



- [] Ranking at each section and finish
- .-.- No data available at this section
- NA No data available



Horse/Jockey Name	Thredbo
Final Rank	10
Fastest Section Time (Section)	0:10.71 (1200m)
Top Speed [km/h] (Section)	69.0 (1200m)
Race State	Finished



Townsville QLD Professional

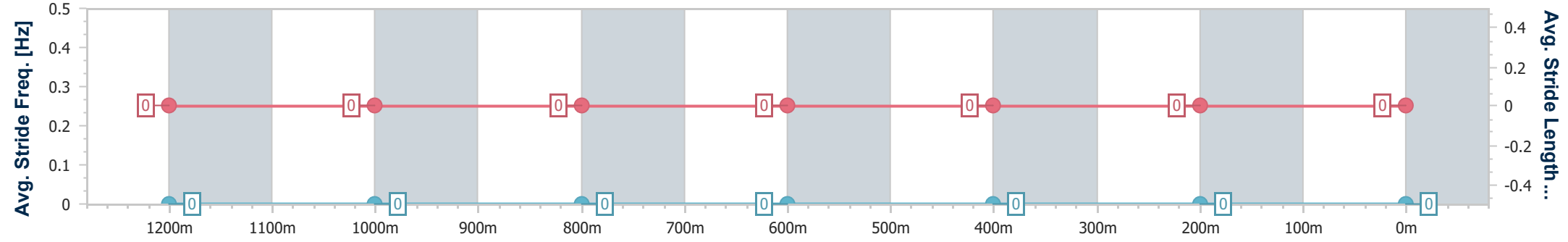
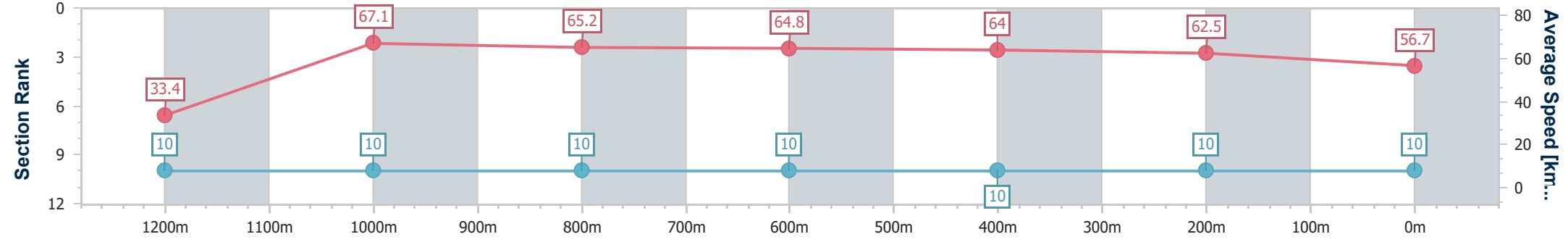
Race 4: MITAVITE QTIS Three-Year-Old Handicap - 1300m

23 June 2024 - 14:16

Track Rating: Soft 5, Weather: Fine, Rail Position: +5m 1000m-W/Post, +2m Remainder



Section	Overall	1200m	1000m	800m	600m	400m	200m							
Section Times	1:19.31 [10] (0:10.77)	1:08.54 [10] (0:10.71)	0:57.83 [10] (0:10.95)	0:46.88 [10] (0:11.15)	0:35.73 [10] (0:11.37)	0:24.36 [10] (0:11.66)	0:12.70 [10] (0:12.70)							
Average Speed [km/h]	33.4	67.1	65.2	64.8	64.0	62.5	56.7							
Top Speed [km/h]	64.0	69.0	66.9	65.5	64.9	64.6	60.8							
Avg. Dist. to Rail [m]	7.0	2.0	1.3	0.3	2.2	7.5	9.5							
Avg. Stride Freq. [Hz]	--	--	--	--	--	--	--							
Avg. Stride Length [m]	--	--	--	--	--	--	--							



- [] Ranking at each section and finish
- No data available at this section
- NA No data available