



Townsville QLD Professional

Race 9: LADBROKES NQ CUP OPEN Handicap - 1609m



23 June 2024 - 17:10

Track Rating: Soft 5, Weather: Fine, Rail Position: +5m 1000m-W/Post, +2m Remainder

Section														
Field Times	Overall	1400m	1200m	1000m	800m	600m	400m	Last 600m						
	1:37.36 (0:15.83)	1:21.53 (0:12.25)	1:09.28 (0:11.92)	0:57.36 (0:11.74)	0:45.62 (0:11.32)	0:34.30 (0:11.36)	0:22.94 (0:11.26)	0:34.30						
Rank	TAB	Horse/Jockey	Barrier	Top Speed [km/h]	Fastest Section									Distance Travelled [m]
1	3	SPEED LEGEND Lacey Morrison	8	67.1 400m	0:11.12 400m	1:37.36 [1] (0:16.31)	1:21.05 [4] (0:11.87)	1:09.18 [2] (0:12.06)	0:57.12 [2] (0:11.81)	0:45.31 [2] (0:11.31)	0:34.00 [2] (0:11.20)	0:22.80 [2] (0:11.12)	0:34.00	
2	5	OLYMPIC KORCHNOI Tyler Leslight	4	64.8 600m	0:11.32 800m	1:37.56 [2] (0:15.83)	1:21.73 [1] (0:12.25)	1:09.48 [1] (0:11.92)	0:57.56 [1] (0:11.74)	0:45.82 [1] (0:11.32)	0:34.50 [1] (0:11.36)	0:23.14 [1] (0:11.32)	0:34.50	-6
3	8	MISS SEATTLE Jackson Murphy	2	66.3 600m	0:11.24 600m	1:38.04 [3] (0:16.44)	1:21.60 [6] (0:12.35)	1:09.25 [5] (0:11.91)	0:57.34 [5] (0:11.81)	0:45.53 [5] (0:11.26)	0:34.27 [5] (0:11.24)	0:23.03 [5] (0:11.34)	0:34.27	-7
4	9	MYSTERY 'N' MAGIC Nathan Thomas	5	65.1 600m	0:11.34 800m	1:38.08 [4] (0:16.08)	1:22.00 [2] (0:12.32)	1:09.68 [3] (0:11.95)	0:57.73 [3] (0:11.84)	0:45.89 [3] (0:11.34)	0:34.55 [3] (0:11.39)	0:23.16 [4] (0:11.35)	0:34.55	+3
5	4	DEVIL KICK Chelsea Jokic	1	65.0 800m	0:11.22 800m	1:38.34 [5] (0:16.13)	1:22.21 [3] (0:12.41)	1:09.80 [4] (0:11.99)	0:57.81 [4] (0:11.83)	0:45.98 [4] (0:11.22)	0:34.76 [4] (0:11.27)	0:23.49 [3] (0:11.49)	0:34.76	-6
6	7	INVESTOR Graham Kliese	3	67.1 600m	0:11.28 800m	1:38.41 [6] (0:16.33)	1:22.08 [5] (0:12.47)	1:09.61 [6] (0:11.92)	0:57.69 [6] (0:11.87)	0:45.82 [6] (0:11.28)	0:34.54 [6] (0:11.32)	0:23.22 [6] (0:11.33)	0:34.54	+7
7	6	ZOUVILLA Scott Sheargold	7	66.3 600m	0:11.12 600m	1:38.44 [7] (0:16.83)	1:21.61 [8] (0:12.45)	1:09.16 [8] (0:11.90)	0:57.26 [7] (0:11.81)	0:45.45 [7] (0:11.21)	0:34.24 [7] (0:11.12)	0:23.12 [7] (0:11.26)	0:34.24	-3
8	2	SAYL Ryan Wiggins	9	67.1 800m	0:11.12 600m	1:38.85 [8] (0:17.03)	1:21.82 [9] (0:12.42)	1:09.40 [9] (0:12.03)	0:57.37 [9] (0:11.79)	0:45.58 [9] (0:11.19)	0:34.39 [9] (0:11.12)	0:23.27 [9] (0:11.36)	0:34.39	+5
9	1	THIRD REALM Ashley Butler	6	66.5 600m	0:11.16 600m	1:38.89 [9] (0:16.72)	1:22.17 [7] (0:12.54)	1:09.63 [7] (0:12.00)	0:57.63 [8] (0:11.76)	0:45.87 [8] (0:11.20)	0:34.67 [8] (0:11.16)	0:23.51 [8] (0:11.41)	0:34.67	+3

[] Ranking at each section and finish
 -:-:- No data available at this section
 NA No data available

SCN Saddle cloth number
 DNF Did not finish
 DNT Did not track



Townsville QLD Professional

Race 9: LADBROKES NQ CUP OPEN Handicap - 1609m

23 June 2024 - 17:10



Track Rating: Soft 5, Weather: Fine, Rail Position: +5m 1000m-W/Post, +2m Remainder

Section				200m				Last 600m	
Field Times				0:11.68 (0:11.68)				0:34.30	
Rank	TAB	Horse/Jockey	Barrier	Top Speed [km/h]	Fastest Section	Margin			Distance Travelled [m]
1	3	SPEED LEGEND Lacey Morrison	8	67.1 400m	0:11.12 400m	0:11.68 [1] (0:11.68)	1:37.36		0:34.00
2	5	OLYMPIC KORCHNOI Tyler Leslight	4	64.8 600m	0:11.32 800m	0:11.82 [2] (0:11.82)	1.17L		0:34.50 -6
3	8	MISS SEATTLE Jackson Murphy	2	66.3 600m	0:11.24 600m	0:11.69 [5] (0:11.69)	4.01L		0:34.27 -7
4	9	MYSTERY 'N' MAGIC Nathan Thomas	5	65.1 600m	0:11.34 800m	0:11.81 [3] (0:11.81)	4.21L		0:34.55 +3
5	4	DEVIL KICK Chelsea Jokic	1	65.0 800m	0:11.22 800m	0:12.00 [4] (0:12.00)	5.75L		0:34.76 -6
6	7	INVESTOR Graham Kliese	3	67.1 600m	0:11.28 800m	0:11.89 [6] (0:11.89)	6.19L		0:34.54 +7
7	6	ZOUVILLA Scott Sheargold	7	66.3 600m	0:11.12 600m	0:11.86 [7] (0:11.86)	6.37L		0:34.24 -3
8	2	SAYL Ryan Wiggins	9	67.1 800m	0:11.12 600m	0:11.91 [9] (0:11.91)	8.74L		0:34.39 +5
9	1	THIRD REALM Ashley Butler	6	66.5 600m	0:11.16 600m	0:12.10 [8] (0:12.10)	9L		0:34.67 +3



Horse/Jockey Name	Speed Legend
Final Rank	1
Fastest Section Time (Section)	0:11.12 (400m)
Top Speed [km/h] (Section)	67.1 (400m)
Race State	Finished



Townsville QLD Professional

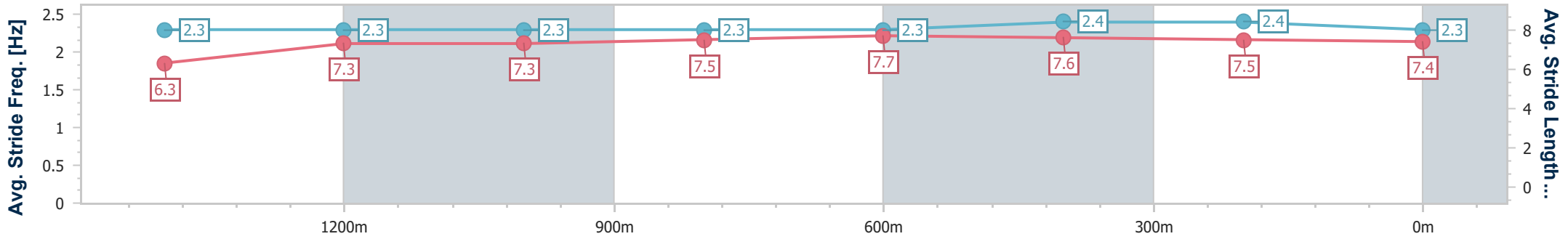
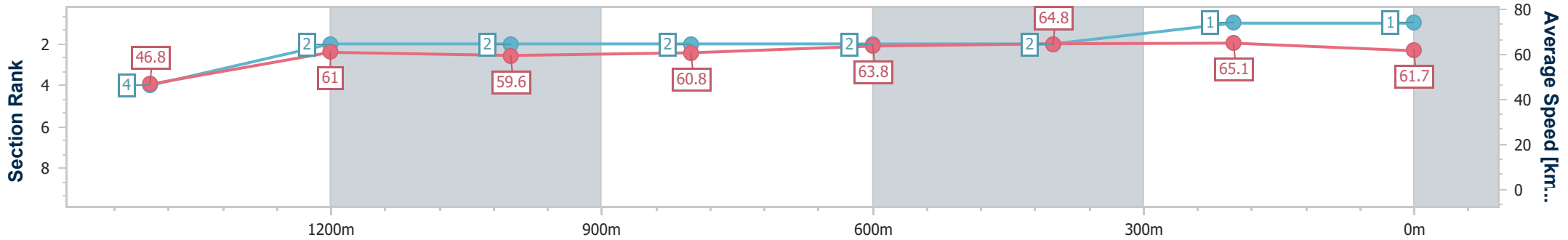
Race 9: LADBROKES NQ CUP OPEN Handicap - 1609m

23 June 2024 - 17:10

Track Rating: Soft 5, Weather: Fine, Rail Position: +5m 1000m-
W/Post, +2m Remainder



Section	Overall	1400m	1200m	1000m	800m	600m	400m	200m						
Section Times	1:37.36 [1] (0:16.31)	1:21.05 [4] (0:11.87)	1:09.18 [2] (0:12.06)	0:57.12 [2] (0:11.81)	0:45.31 [2] (0:11.31)	0:34.00 [2] (0:11.20)	0:22.80 [2] (0:11.12)	0:11.68 [1] (0:11.68)						
Average Speed [km/h]	46.8	61.0	59.6	60.8	63.8	64.8	65.1	61.7						
Top Speed [km/h]	60.6	62.2	60.3	62.9	65.0	66.9	67.1	64.8						
Avg. Dist. to Rail [m]	7.0	2.6	1.4	0.8	0.7	1.6	3.0	3.3						
Avg. Stride Freq. [Hz]	2.3	2.3	2.3	2.3	2.3	2.4	2.4	2.3						
Avg. Stride Length [m]	6.3	7.3	7.3	7.5	7.7	7.6	7.5	7.4						



- [] Ranking at each section and finish
- .-.-.- No data available at this section
- NA No data available



Horse/Jockey Name	Olympic Korchnoi
Final Rank	2
Fastest Section Time (Section)	0:11.32 (800m)
Top Speed [km/h] (Section)	64.8 (600m)
Race State	Finished



Townsville QLD Professional

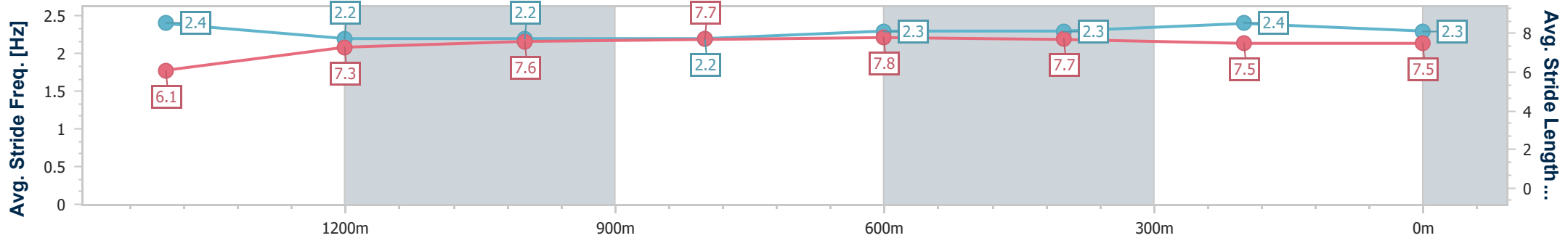
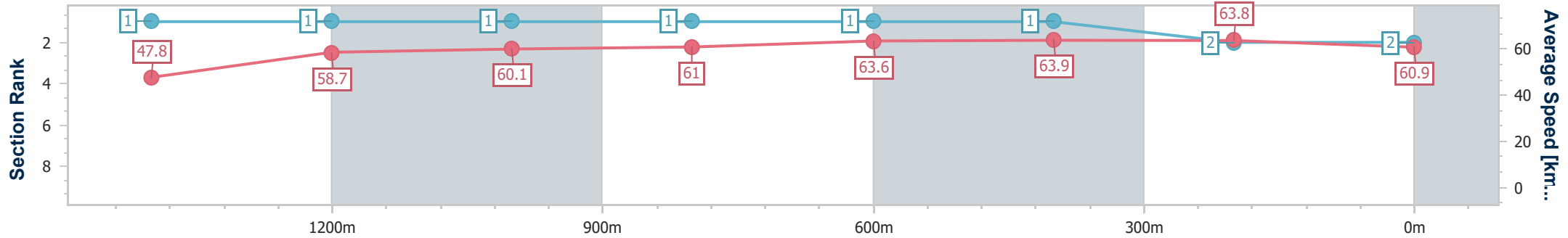
Race 9: LADBROKES NQ CUP OPEN Handicap - 1609m

23 June 2024 - 17:10

Track Rating: Soft 5, Weather: Fine, Rail Position: +5m 1000m-
W/Post, +2m Remainder



Section	Overall	1400m	1200m	1000m	800m	600m	400m	200m						
Section Times	1:37.56 [2] (0:15.83)	1:21.73 [1] (0:12.25)	1:09.48 [1] (0:11.92)	0:57.56 [1] (0:11.74)	0:45.82 [1] (0:11.32)	0:34.50 [1] (0:11.36)	0:23.14 [1] (0:11.32)	0:11.82 [2] (0:11.82)						
Average Speed [km/h]	47.8	58.7	60.1	61.0	63.6	63.9	63.8	60.9						
Top Speed [km/h]	61.0	60.5	60.8	62.7	64.0	64.8	64.7	63.3						
Avg. Dist. to Rail [m]	3.9	0.5	1.3	1.5	0.5	1.6	2.9	1.8						
Avg. Stride Freq. [Hz]	2.4	2.2	2.2	2.2	2.3	2.3	2.4	2.3						
Avg. Stride Length [m]	6.1	7.3	7.6	7.7	7.8	7.7	7.5	7.5						



- [] Ranking at each section and finish
- .-.- No data available at this section
- NA No data available



Horse/Jockey Name	Miss Seattle
Final Rank	3
Fastest Section Time (Section)	0:11.24 (600m)
Top Speed [km/h] (Section)	66.3 (600m)
Race State	Finished



Townsville QLD Professional

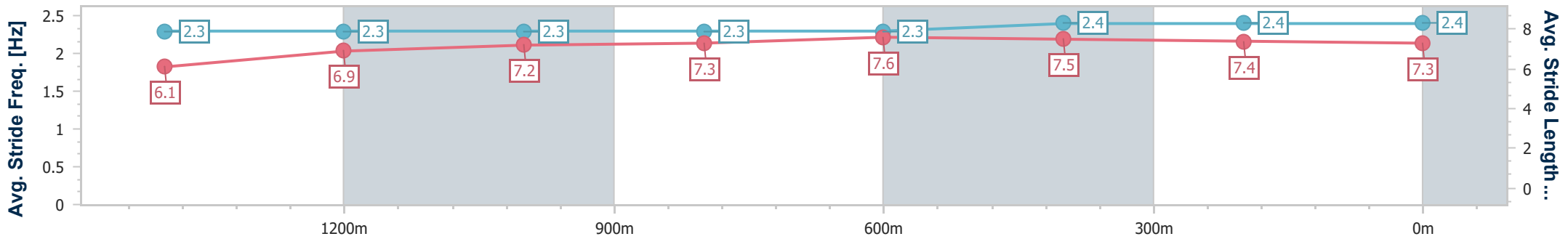
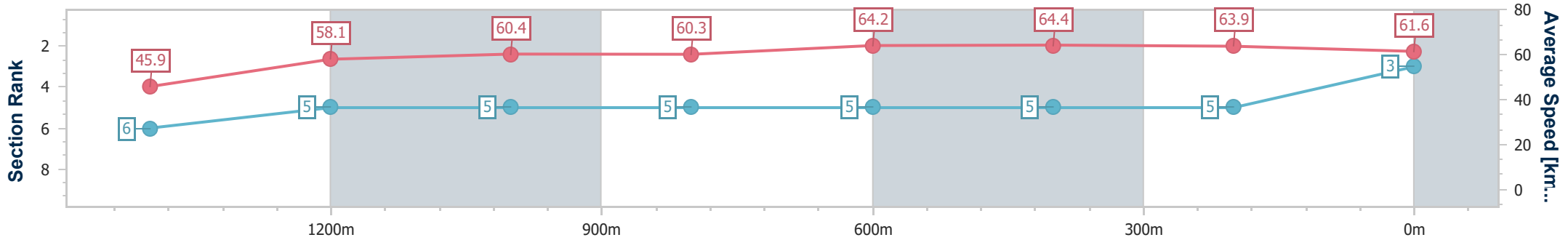
Race 9: LADBROKES NQ CUP OPEN Handicap - 1609m

23 June 2024 - 17:10

Track Rating: Soft 5, Weather: Fine, Rail Position: +5m 1000m-
W/Post, +2m Remainder



Section	Overall	1400m	1200m	1000m	800m	600m	400m	200m						
Section Times	1:38.04 [3] (0:16.44)	1:21.60 [6] (0:12.35)	1:09.25 [5] (0:11.91)	0:57.34 [5] (0:11.81)	0:45.53 [5] (0:11.26)	0:34.27 [5] (0:11.24)	0:23.03 [5] (0:11.34)	0:11.69 [5] (0:11.69)						
Average Speed [km/h]	45.9	58.1	60.4	60.3	64.2	64.4	63.9	61.6						
Top Speed [km/h]	60.2	60.1	61.2	61.8	65.5	66.3	65.0	64.1						
Avg. Dist. to Rail [m]	2.7	0.5	1.8	1.8	0.3	1.3	5.2	8.1						
Avg. Stride Freq. [Hz]	2.3	2.3	2.3	2.3	2.3	2.4	2.4	2.4						
Avg. Stride Length [m]	6.1	6.9	7.2	7.3	7.6	7.5	7.4	7.3						



- [] Ranking at each section and finish
- .-.- No data available at this section
- NA No data available



Horse/Jockey Name	Mystery 'N' Magic
Final Rank	4
Fastest Section Time (Section)	0:11.34 (800m)
Top Speed [km/h] (Section)	65.1 (600m)
Race State	Finished



Townsville QLD Professional

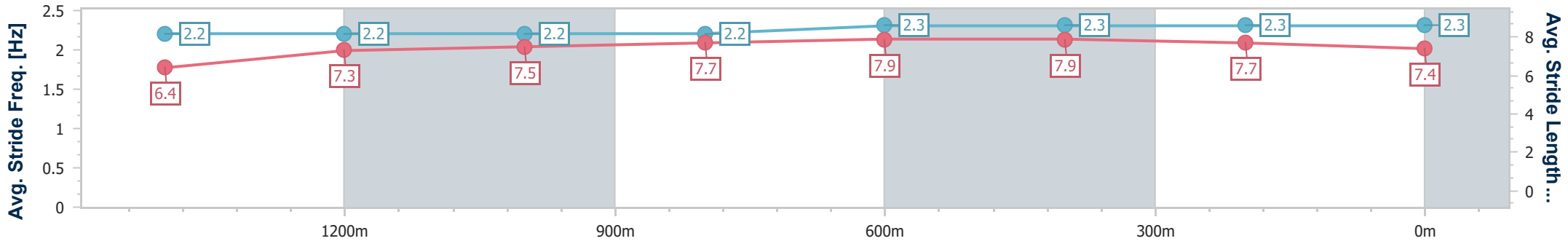
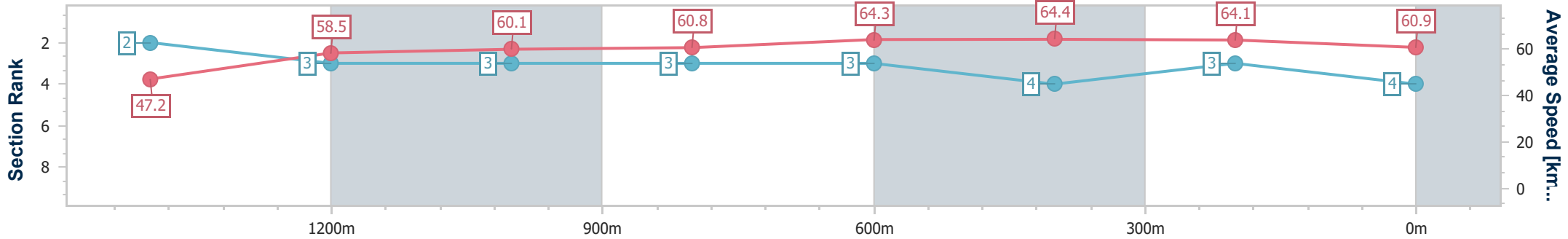
Race 9: LADBROKES NQ CUP OPEN Handicap - 1609m

23 June 2024 - 17:10

Track Rating: Soft 5, Weather: Fine, Rail Position: +5m 1000m-
W/Post, +2m Remainder



Section	Overall	1400m	1200m	1000m	800m	600m	400m	200m						
Section Times	1:38.08 [4] (0:16.08)	1:22.00 [2] (0:12.32)	1:09.68 [3] (0:11.95)	0:57.73 [3] (0:11.84)	0:45.89 [3] (0:11.34)	0:34.55 [3] (0:11.39)	0:23.16 [4] (0:11.35)	0:11.81 [3] (0:11.81)						
Average Speed [km/h]	47.2	58.5	60.1	60.8	64.3	64.4	64.1	60.9						
Top Speed [km/h]	59.4	59.4	61.4	62.6	65.1	65.1	64.5	63.8						
Avg. Dist. to Rail [m]	4.9	0.9	1.0	0.7	2.5	4.1	5.6	6.5						
Avg. Stride Freq. [Hz]	2.2	2.2	2.2	2.2	2.3	2.3	2.3	2.3						
Avg. Stride Length [m]	6.4	7.3	7.5	7.7	7.9	7.9	7.7	7.4						



- [] Ranking at each section and finish
- .-.- No data available at this section
- NA No data available



Horse/Jockey Name	Devil Kick
Final Rank	5
Fastest Section Time (Section)	0:11.22 (800m)
Top Speed [km/h] (Section)	65.0 (800m)
Race State	Finished



Townsville QLD Professional

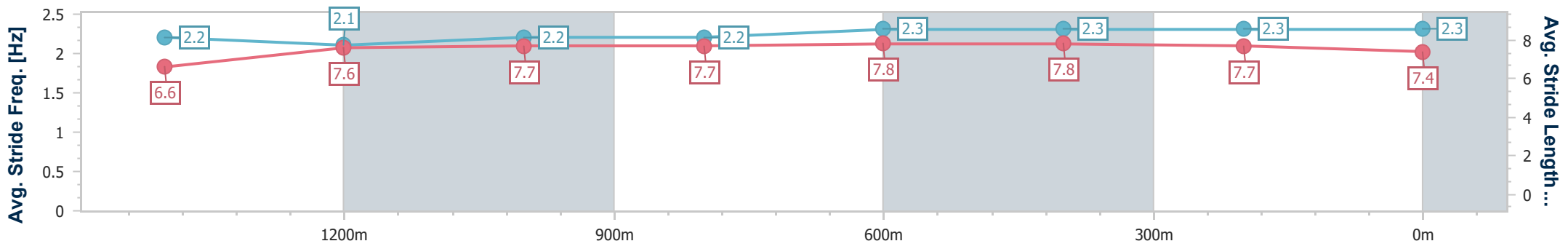
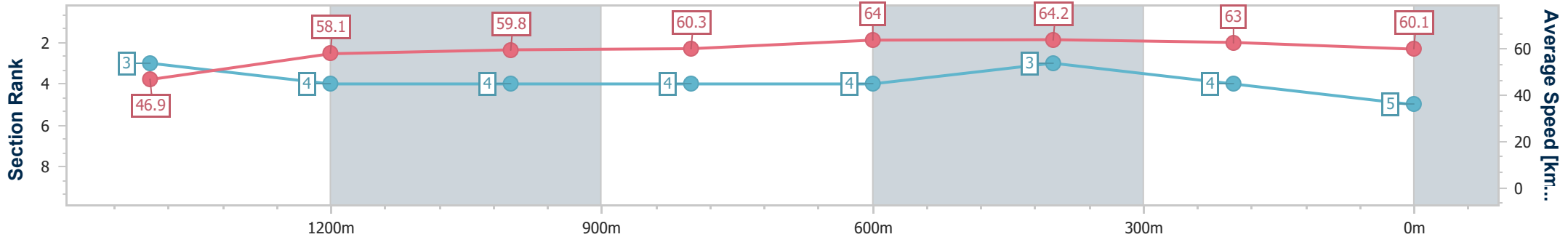
Race 9: LADBROKES NQ CUP OPEN Handicap - 1609m

23 June 2024 - 17:10

Track Rating: Soft 5, Weather: Fine, Rail Position: +5m 1000m-
W/Post, +2m Remainder



Section	Overall	1400m	1200m	1000m	800m	600m	400m	200m						
Section Times	1:38.34 [5] (0:16.13)	1:22.21 [3] (0:12.41)	1:09.80 [4] (0:11.99)	0:57.81 [4] (0:11.83)	0:45.98 [4] (0:11.22)	0:34.76 [4] (0:11.27)	0:23.49 [3] (0:11.49)	0:12.00 [4] (0:12.00)						
Average Speed [km/h]	46.9	58.1	59.8	60.3	64.0	64.2	63.0	60.1						
Top Speed [km/h]	59.8	59.2	60.9	62.8	65.0	64.9	64.0	62.5						
Avg. Dist. to Rail [m]	3.2	0.6	1.1	1.9	0.5	1.3	3.7	5.1						
Avg. Stride Freq. [Hz]	2.2	2.1	2.2	2.2	2.3	2.3	2.3	2.3						
Avg. Stride Length [m]	6.6	7.6	7.7	7.7	7.8	7.8	7.7	7.4						



- [] Ranking at each section and finish
- .-.- No data available at this section
- NA No data available



Horse/Jockey Name	Investor
Final Rank	6
Fastest Section Time (Section)	0:11.28 (800m)
Top Speed [km/h] (Section)	67.1 (600m)
Race State	Finished



Townsville QLD Professional

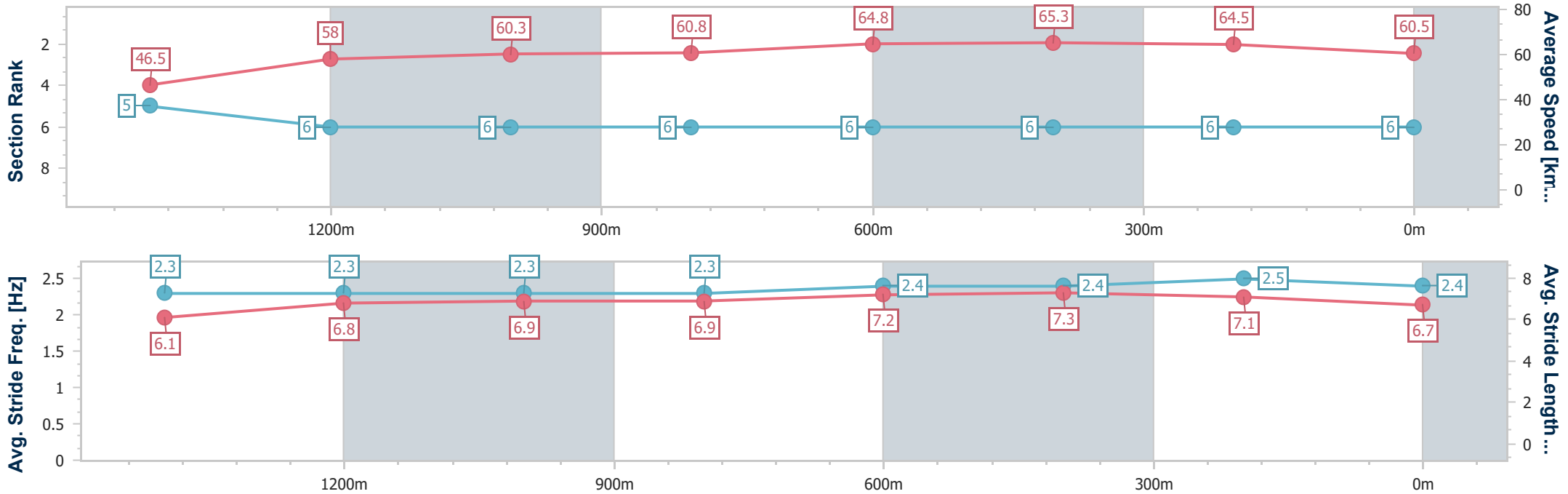
Race 9: LADBROKES NQ CUP OPEN Handicap - 1609m

23 June 2024 - 17:10

Track Rating: Soft 5, Weather: Fine, Rail Position: +5m 1000m-
W/Post, +2m Remainder



Section	Overall	1400m	1200m	1000m	800m	600m	400m	200m						
Section Times	1:38.41 [6] (0:16.33)	1:22.08 [5] (0:12.47)	1:09.61 [6] (0:11.92)	0:57.69 [6] (0:11.87)	0:45.82 [6] (0:11.28)	0:34.54 [6] (0:11.32)	0:23.22 [6] (0:11.33)	0:11.89 [6] (0:11.89)						
Average Speed [km/h]	46.5	58.0	60.3	60.8	64.8	65.3	64.5	60.5						
Top Speed [km/h]	59.9	59.6	61.2	62.3	66.3	67.1	65.4	63.5						
Avg. Dist. to Rail [m]	4.2	2.0	1.1	0.8	3.0	5.7	7.8	8.9						
Avg. Stride Freq. [Hz]	2.3	2.3	2.3	2.3	2.4	2.4	2.5	2.4						
Avg. Stride Length [m]	6.1	6.8	6.9	6.9	7.2	7.3	7.1	6.7						



- [] Ranking at each section and finish
- .-.- No data available at this section
- NA No data available



Horse/Jockey Name	Zouvilla
Final Rank	7
Fastest Section Time (Section)	0:11.12 (600m)
Top Speed [km/h] (Section)	66.3 (600m)
Race State	Finished



Townsville QLD Professional

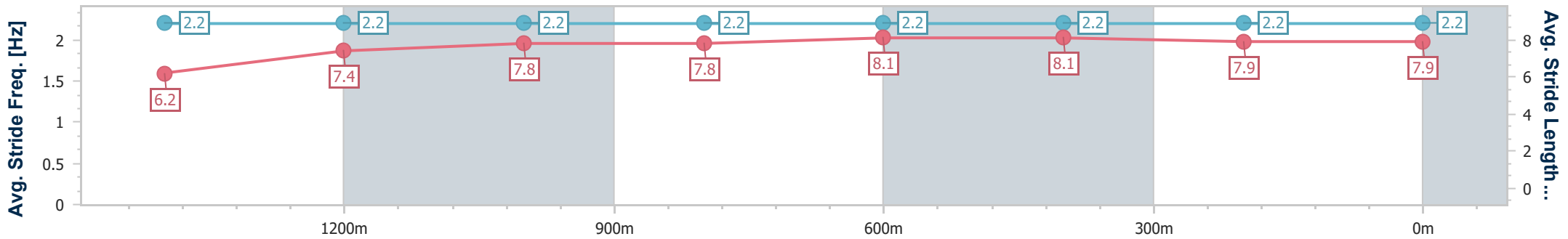
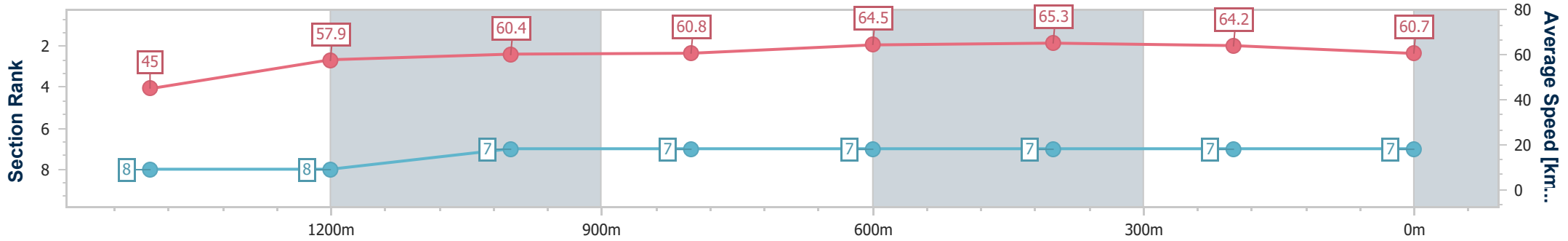
Race 9: LADBROKES NQ CUP OPEN Handicap - 1609m

23 June 2024 - 17:10

Track Rating: Soft 5, Weather: Fine, Rail Position: +5m 1000m-W/Post, +2m Remainder



Section	Overall	1400m	1200m	1000m	800m	600m	400m	200m					
Section Times	1:38.44 [7] (0:16.83)	1:21.61 [8] (0:12.45)	1:09.16 [8] (0:11.90)	0:57.26 [7] (0:11.81)	0:45.45 [7] (0:11.21)	0:34.24 [7] (0:11.12)	0:23.12 [7] (0:11.26)	0:11.86 [7] (0:11.86)					
Average Speed [km/h]	45.0	57.9	60.4	60.8	64.5	65.3	64.2	60.7					
Top Speed [km/h]	58.1	58.8	62.0	61.9	66.0	66.3	65.1	64.1					
Avg. Dist. to Rail [m]	5.8	0.9	0.9	0.9	0.9	1.4	3.1	5.8					
Avg. Stride Freq. [Hz]	2.2	2.2	2.2	2.2	2.2	2.2	2.2	2.2					
Avg. Stride Length [m]	6.2	7.4	7.8	7.8	8.1	8.1	7.9	7.9					



- [] Ranking at each section and finish
- .-.- No data available at this section
- NA No data available



Horse/Jockey Name	Sayl
Final Rank	8
Fastest Section Time (Section)	0:11.12 (600m)
Top Speed [km/h] (Section)	67.1 (800m)
Race State	Finished



Townsville QLD Professional

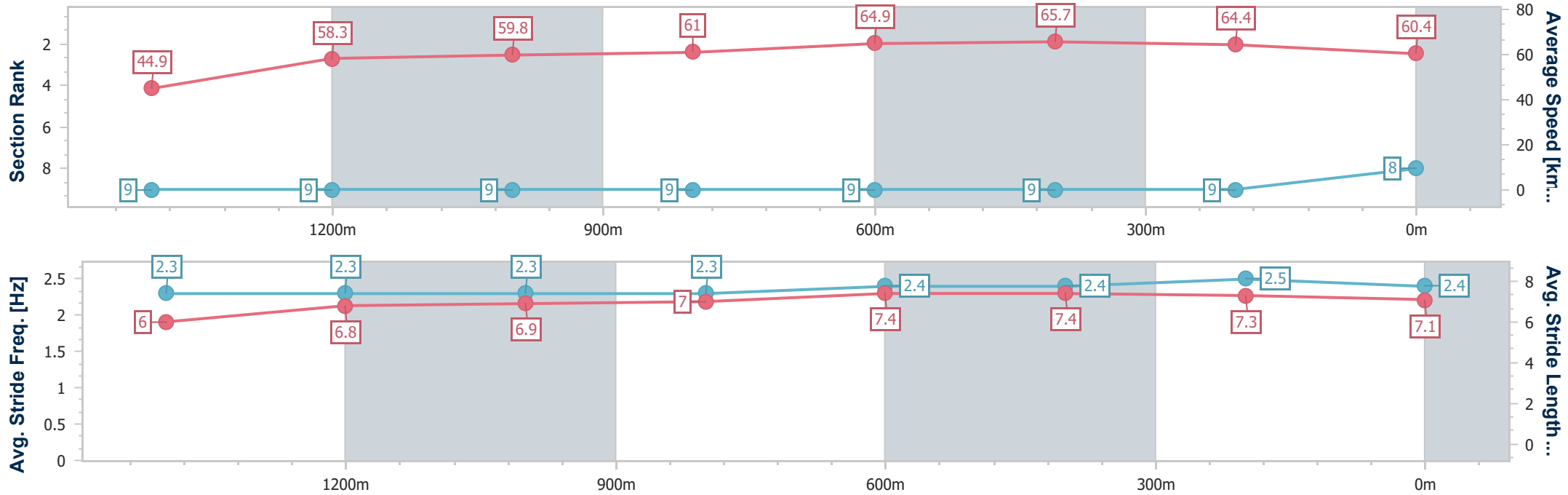
Race 9: LADBROKES NQ CUP OPEN Handicap - 1609m

23 June 2024 - 17:10

Track Rating: Soft 5, Weather: Fine, Rail Position: +5m 1000m-
W/Post, +2m Remainder



Section	Overall	1400m	1200m	1000m	800m	600m	400m	200m						
Section Times	1:38.85 [8] (0:17.03)	1:21.82 [9] (0:12.42)	1:09.40 [9] (0:12.03)	0:57.37 [9] (0:11.79)	0:45.58 [9] (0:11.19)	0:34.39 [9] (0:11.12)	0:23.27 [9] (0:11.36)	0:11.91 [9] (0:11.91)						
Average Speed [km/h]	44.9	58.3	59.8	61.0	64.9	65.7	64.4	60.4						
Top Speed [km/h]	57.5	59.5	61.4	62.7	67.1	66.4	65.0	63.4						
Avg. Dist. to Rail [m]	8.2	2.4	1.3	0.5	1.7	2.9	9.5	11.4						
Avg. Stride Freq. [Hz]	2.3	2.3	2.3	2.3	2.4	2.4	2.5	2.4						
Avg. Stride Length [m]	6.0	6.8	6.9	7.0	7.4	7.4	7.3	7.1						



- [] Ranking at each section and finish
- .-.- No data available at this section
- NA No data available



Horse/Jockey Name	Third Realm
Final Rank	9
Fastest Section Time (Section)	0:11.16 (600m)
Top Speed [km/h] (Section)	66.5 (600m)
Race State	Finished



Townsville QLD Professional

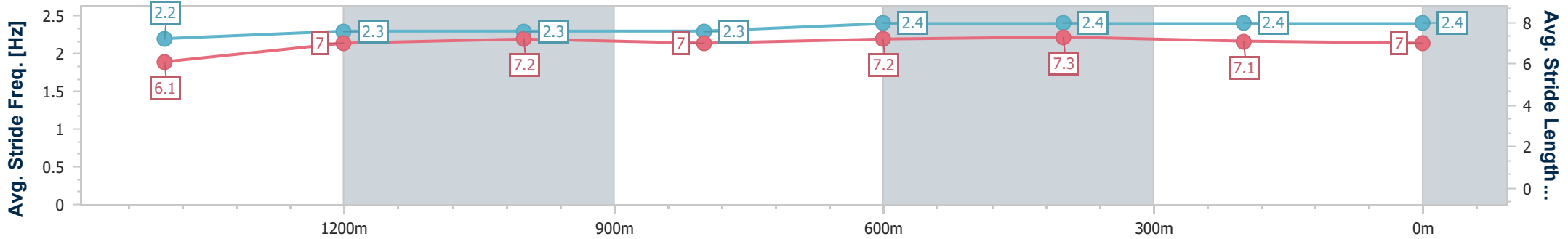
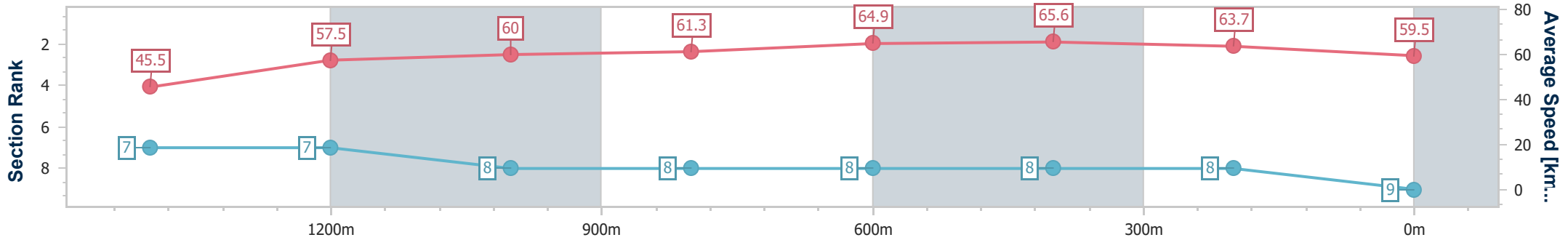
Race 9: LADBROKES NQ CUP OPEN Handicap - 1609m

23 June 2024 - 17:10

Track Rating: Soft 5, Weather: Fine, Rail Position: +5m 1000m-
W/Post, +2m Remainder



Section	Overall	1400m	1200m	1000m	800m	600m	400m	200m						
Section Times	1:38.89 [9] (0:16.72)	1:22.17 [7] (0:12.54)	1:09.63 [7] (0:12.00)	0:57.63 [8] (0:11.76)	0:45.87 [8] (0:11.20)	0:34.67 [8] (0:11.16)	0:23.51 [8] (0:11.41)	0:12.10 [8] (0:12.10)						
Average Speed [km/h]	45.5	57.5	60.0	61.3	64.9	65.6	63.7	59.5						
Top Speed [km/h]	58.7	58.8	61.7	62.6	66.4	66.5	64.4	62.5						
Avg. Dist. to Rail [m]	5.8	1.3	0.8	0.6	2.0	3.4	6.4	8.0						
Avg. Stride Freq. [Hz]	2.2	2.3	2.3	2.3	2.4	2.4	2.4	2.4						
Avg. Stride Length [m]	6.1	7.0	7.2	7.0	7.2	7.3	7.1	7.0						



- [] Ranking at each section and finish
- .-.- No data available at this section
- NA No data available