



ALBION PARK, QLD  
Race 1 - BORGBET TIPPING SERVICE - 395M  
24/06/2024 - 18:53:38 PM

RUG	NAME	BOX	TOP SPEED	FINISH TIME	
	Blue Art	2	km/h	--	23.11 [1]
	Anytime Raven	1	km/h	--	23.14 [2]
	Splendid Hera	8	km/h	--	23.35 [3]
	Bella Outlaw	3	km/h	--	23.42 [4]
	Shian Storm	4	km/h	--	23.78 [5]
	Static	6	km/h	--	24.01 [6]
	Destini Eclipse	7	km/h	--	24.32 [7]
	Destini Nanette	5	km/h	--	24.36 [8]

Data based on IsoLynx Localised Positioning System.

Legend:

[ ] - Rank at each section

( ) - Avg. meters to rail for section

-- - No data available at section





ALBION PARK, QLD  
Race 2 - BOX 1 PHOTOGRAPHY Maiden F - 520M  
24/06/2024 - 19:11:38 PM

RUG	NAME	BOX	TOP SPEED	FINISH TIME	
<b>3</b>	Just Loco	3	km/h	--	30.26 [1]
<b>2</b>	Stellar Lass	2	km/h	--	30.78 [2]
<b>7</b>	Maid In Space	7	km/h	--	30.80 [3]
<b>6</b>	Destini Kadali	6	km/h	--	30.91 [4]
<b>1</b>	Destini Jethro	1	km/h	--	30.94 [5]
<b>8</b>	Roger	8	km/h	--	30.99 [6]
<b>4</b>	Stitched Up Jack	4	km/h	--	31.04 [7]

Data based on IsoLynx Localised Positioning System.

Legend:

[ ] - Rank at each section

( ) - Avg. meters to rail for section

-- No data available at section





ALBION PARK, QLD  
Race 3 - GARRARD'S HORSE AND HOUND - 395M  
24/06/2024 - 19:34:40 PM

RUG	NAME	BOX	TOP SPEED	FINISH TIME	
<b>3</b>	Billy Balowski	3	km/h	--	23.17 [1]
<b>6</b>	Destini Orietta	6	km/h	--	23.23 [2]
<b>1</b>	Destini Lorenzo	1	km/h	--	23.31 [3]
<b>4</b>	Baytown Jordy	4	km/h	--	23.41 [4]
<b>8</b>	Solar Rose	8	km/h	--	23.56 [5]
<b>7</b>	Bundy Herrera	7	km/h	--	23.63 [6]
<b>2</b>	No Sense	2	km/h	--	23.70 [7]

Data based on IsoLynx Localised Positioning System.

Legend:

[ ] - Rank at each section





( ) - Avg. meters to rail for section

-- - No data available at section





ALBION PARK, QLD  
Race 4 - TAB - VENUE MODE - 395M  
24/06/2024 - 19:52:39 PM

RUG	NAME	BOX	TOP SPEED	FINISH TIME	
	Emma Edge	2	km/h	--	22.88 [1]
	White Noise	3	km/h	--	22.90 [2]
	Crash Daddy	1	km/h	--	22.99 [3]
	Baytown Marge	4	km/h	--	23.42 [4]
	Lady Bella	7	km/h	--	23.51 [5]
	Destini Falcon	6	km/h	--	23.54 [6]
	Wobbly Flyer	8	km/h	--	24.39 [7]

Data based on IsoLynx Localised Positioning System.

Legend:

[ ] - Rank at each section

( ) - Avg. meters to rail for section

-- - No data available at section





ALBION PARK, QLD  
Race 5 - FABREGAS @ METICULOUS LODGE - 710M  
24/06/2024 - 20:15:39 PM

RUG	NAME	BOX	TOP SPEED	FINISH TIME	
6	Shine A Light	6	km/h	--	42.36 [1]
7	Spot On Harper	7	km/h	--	42.53 [2]
4	Born To Rave	4	km/h	--	43.09 [3]
3	Coruscate	3	km/h	--	43.25 [4]
8	Walk Me Daddy	8	km/h	--	43.27 [5]
2	Gold Tip	2	km/h	--	43.48 [6]
1	Auburn Lee	1	km/h	--	43.58 [7]

Data based on IsoLynx Localised Positioning System.

Legend:

[ ] - Rank at each section

( ) - Avg. meters to rail for section

-- - No data available at section





ALBION PARK, QLD  
Race 6 - SKY RACING - 600M  
24/06/2024 - 20:38:38 PM

RUG	NAME	BOX	TOP SPEED	FINISH TIME	
1	Not Without	1	km/h	--	35.20 [1]
5	Instant Cash	5	km/h	--	35.24 [2]
6	Fast Money	6	km/h	--	35.36 [3]
3	Small Town	3	km/h	--	35.43 [4]
4	Tarawi Lee	4	km/h	--	35.50 [5]
8	Pockets Watson	8	km/h	--	35.57 [6]

Data based on IsoLynx Localised Positioning System.

Legend:

[ ] - Rank at each section

( ) - Avg. meters to rail for section

-- - No data available at section





ALBION PARK, QLD  
 Race 7 - ROSEWOOD VETERINARY SERVICE - 520M  
 24/06/2024 - 20:56:37 PM

RUG	NAME	BOX	TOP SPEED	50M	100M	150M	200M	250M	300M	350M	400M	450M	500M	217M HOME	FINISH TIME
<b>2</b>	<b>Trapper Tears</b>	2	70.7km/h	3.75 [2] 52.1km/h (0.6M)	6.37 [2] 68.6km/h (0.3M)	8.95 [1] 69.7km/h (0.3M)	11.61 [1] 67.8km/h (0.6M)	14.35 [1] 65.7km/h (1.7M)	17.05 [1] 66.8km/h (2.2M)	19.82 [1] 65.0km/h (1.8M)	22.72 [1] 62.0km/h (1.7M)	25.69 [1] 60.5km/h (0.7M)	28.70 [1] 59.9km/h (0.7M)	12.67 61.7km/h (1.2M)	<b>29.88 [1]</b>
<b>8</b>	<b>Cleopatra Hayze</b>	8	68.6km/h	3.75 [3] 51.7km/h (3.4M)	6.44 [3] 67.0km/h (2.1M)	9.08 [3] 68.1km/h (1.2M)	11.78 [3] 66.6km/h (1.3M)	14.58 [2] 64.3km/h (2.0M)	17.33 [2] 65.6km/h (2.6M)	20.18 [2] 63.1km/h (1.7M)	23.16 [2] 60.6km/h (1.7M)	26.14 [2] 60.3km/h (0.9M)	29.13 [2] 60.1km/h (1.0M)	12.83 61.0km/h (1.3M)	<b>30.32 [2]</b>
<b>4</b>	<b>Blaze Duck</b>	4	68.4km/h	3.78 [4] 51.8km/h (2.2M)	6.47 [4] 66.7km/h (1.4M)	9.13 [4] 67.5km/h (0.7M)	11.88 [4] 65.5km/h (0.8M)	14.67 [4] 64.4km/h (1.6M)	17.39 [3] 66.2km/h (2.2M)	20.30 [3] 62.0km/h (2.1M)	23.33 [3] 59.6km/h (2.1M)	26.34 [3] 59.7km/h (0.8M)	29.34 [3] 59.9km/h (0.7M)	12.96 60.4km/h (1.3M)	<b>30.52 [3]</b>
<b>1</b>	<b>Speedy Paws</b>	1	69.3km/h	3.86 [7] 51.0km/h (0.3M)	6.54 [7] 67.0km/h (0.1M)	9.19 [6] 68.0km/h (0.2M)	11.93 [6] 65.7km/h (0.5M)	14.75 [6] 63.9km/h (1.2M)	17.50 [6] 65.3km/h (1.5M)	20.36 [4] 63.1km/h (1.5M)	23.38 [4] 59.7km/h (1.3M)	26.41 [4] 59.4km/h (0.6M)	29.43 [4] 59.5km/h (0.2M)	12.95 60.4km/h (0.8M)	<b>30.62 [4]</b>
<b>5</b>	<b>Cha Cha Zac</b>	5	68.3km/h	3.80 [5] 51.3km/h (2.7M)	6.51 [6] 66.3km/h (1.8M)	9.19 [7] 67.3km/h (1.0M)	11.96 [7] 65.0km/h (1.3M)	14.78 [7] 63.9km/h (2.0M)	17.51 [7] 65.8km/h (3.0M)	20.38 [5] 62.7km/h (2.1M)	23.42 [5] 59.2km/h (1.7M)	26.50 [5] 58.6km/h (1.0M)	29.54 [5] 59.0km/h (1.3M)	13.07 59.9km/h (1.5M)	<b>30.75 [5]</b>
<b>6</b>	<b>Glen's Wish</b>	6	69.0km/h	3.82 [6] 51.4km/h (3.0M)	6.50 [5] 67.2km/h (2.3M)	9.14 [5] 68.2km/h (1.5M)	11.88 [5] 65.5km/h (1.8M)	14.71 [5] 63.9km/h (2.7M)	17.47 [5] 65.1km/h (4.1M)	20.40 [7] 61.5km/h (3.2M)	23.54 [6] 57.5km/h (2.9M)	26.60 [6] 58.7km/h (0.9M)	29.67 [6] 58.7km/h (0.6M)	13.24 59.1km/h (1.8M)	<b>30.88 [6]</b>
<b>3</b>	<b>Uno Cha Cha</b>	3	70.1km/h	3.69 [1] 52.5km/h (1.9M)	6.34 [1] 67.9km/h (1.4M)	8.96 [2] 68.6km/h (0.9M)	11.74 [2] 64.9km/h (1.6M)	14.61 [3] 62.7km/h (2.6M)	17.41 [4] 64.4km/h (3.7M)	20.39 [6] 60.4km/h (3.0M)	23.59 [7] 56.3km/h (2.4M)	26.72 [7] 57.5km/h (0.7M)	29.84 [7] 57.8km/h (1.5M)	13.48 58.0km/h (1.9M)	<b>31.06 [7]</b>

Data based on IsoLynx Localised Positioning System.

Legend:

[ ] - Rank at each section

( ) - Avg. meters to rail for section

-- - No data available at section





ALBION PARK, QLD  
 Race 8 - TIGGERLONG TONK @ STUD 5th Grade F - 520M  
 24/06/2024 - 21:18:43 PM

RUG	NAME	BOX	TOP SPEED	50M	100M	150M	200M	250M	300M	350M	400M	450M	500M	217M HOME	FINISH TIME
<b>10</b>	<b>Jeremiah Fire</b>	1	70.6km/h	3.81 [4] 51.6km/h (0.7M)	6.46 [2] 68.0km/h (0.5M)	9.08 [1] 68.8km/h (0.5M)	11.78 [1] 66.5km/h (0.6M)	14.56 [1] 64.8km/h (1.5M)	17.27 [1] 66.5km/h (1.6M)	20.06 [1] 64.7km/h (1.9M)	22.97 [1] 61.7km/h (1.8M)	25.99 [1] 59.8km/h (1.1M)	28.99 [1] 60.0km/h (0.7M)	12.73 61.5km/h (1.3M)	30.16 [1]
<b>4</b>	<b>That's Nuts</b>	4	68.6km/h	3.80 [3] 51.5km/h (2.5M)	6.51 [3] 66.5km/h (M)	9.32 [3] 64.1km/h (0.2M)	12.08 [3] 65.2km/h (0.5M)	14.85 [3] 64.9km/h (0.5M)	17.63 [3] 64.7km/h (0.5M)	20.44 [4] 64.2km/h (0.5M)	23.29 [3] 63.0km/h (0.5M)	26.21 [2] 61.6km/h (0.5M)	29.22 [2] 59.9km/h (0.6M)	12.61 61.8km/h (0.5M)	30.41 [2]
<b>8</b>	<b>Bye Bye Dora</b>	8	67.9km/h	3.83 [5] 51.6km/h (3.5M)	6.52 [4] 66.5km/h (1.7M)	9.49 [6] 61.0km/h (1.1M)	12.23 [6] 65.5km/h (0.7M)	14.97 [5] 65.8km/h (1.3M)	17.64 [4] 67.4km/h (1.7M)	20.41 [3] 65.2km/h (1.6M)	23.32 [4] 61.8km/h (1.5M)	26.31 [4] 60.3km/h (0.7M)	29.31 [3] 59.9km/h (0.5M)	12.70 61.6km/h (1.0M)	30.50 [3]
<b>7</b>	<b>Weblec Jewel</b>	7	68.6km/h	3.78 [2] 51.5km/h (3.0M)	6.46 [1] 67.0km/h (1.5M)	9.11 [2] 67.9km/h (0.9M)	11.83 [2] 66.1km/h (1.3M)	14.62 [2] 64.5km/h (2.0M)	17.35 [2] 66.1km/h (2.3M)	20.17 [2] 63.9km/h (1.8M)	23.14 [2] 60.5km/h (1.8M)	26.23 [3] 58.3km/h (1.4M)	29.34 [4] 57.9km/h (1.4M)	13.04 60.0km/h (1.5M)	30.56 [4]
<b>2</b>	<b>Regards To Tony</b>	2	67.5km/h	3.83 [6] 50.9km/h (1.2M)	6.55 [6] 66.0km/h (0.6M)	9.32 [4] 65.0km/h (0.5M)	12.12 [4] 64.3km/h (1.2M)	14.93 [4] 64.0km/h (2.4M)	17.67 [5] 65.8km/h (3.4M)	20.50 [5] 63.6km/h (2.3M)	23.43 [5] 61.4km/h (1.9M)	26.41 [5] 60.3km/h (1.0M)	29.41 [5] 60.0km/h (1.7M)	12.77 61.2km/h (1.7M)	30.60 [5]
<b>3</b>	<b>Red Dirt Road</b>	3	66.8km/h	3.77 [1] 51.3km/h (1.7M)	6.54 [5] 65.0km/h (1.0M)	9.37 [5] 63.5km/h (1.2M)	12.18 [5] 64.0km/h (1.7M)	15.02 [6] 63.4km/h (3.0M)	17.77 [6] 65.4km/h (4.0M)	20.64 [7] 62.9km/h (2.9M)	23.57 [6] 61.4km/h (2.0M)	26.54 [6] 60.6km/h (1.3M)	29.51 [6] 60.5km/h (2.2M)	12.74 61.3km/h (2.1M)	30.68 [6]
<b>5</b>	<b>More Than Money</b>	5	67.5km/h	3.85 [8] 50.5km/h (2.3M)	6.58 [7] 65.6km/h (1.3M)	9.53 [7] 61.4km/h (1.5M)	12.33 [7] 64.1km/h (1.0M)	15.08 [7] 65.5km/h (1.6M)	17.78 [7] 66.6km/h (2.7M)	20.62 [6] 63.6km/h (2.0M)	23.59 [7] 60.5km/h (1.7M)	26.58 [7] 60.3km/h (0.8M)	29.56 [7] 60.5km/h (1.0M)	12.78 61.2km/h (1.3M)	30.73 [7]
<b>6</b>	<b>Stepney Green</b>	6	67.7km/h	3.83 [7] 50.6km/h (2.7M)	6.59 [8] 65.2km/h (1.7M)	9.55 [8] 60.8km/h (1.9M)	12.45 [8] 62.2km/h (1.7M)	15.21 [8] 65.2km/h (1.9M)	17.90 [8] 67.0km/h (3.0M)	20.69 [8] 64.6km/h (2.0M)	23.70 [8] 59.8km/h (2.4M)	26.73 [8] 59.4km/h (1.5M)	29.72 [8] 60.2km/h (1.7M)	12.84 60.9km/h (1.9M)	30.90 [8]

Data based on IsoLynx Localised Positioning System.

Legend:

[ ] - Rank at each section

( ) - Avg. meters to rail for section

-- - No data available at section







ALBION PARK, QLD  
 Race 9 - CARINA LEAGUES CLUB - 520M  
 24/06/2024 - 21:36:37 PM

RUG	NAME	BOX	TOP SPEED	50M	100M	150M	200M	250M	300M	350M	400M	450M	500M	217M HOME	FINISH TIME
<b>4</b>	<b>Vic Vegas</b>	4	70.3km/h	3.78 [3] 51.9km/h (1.4M)	6.42 [1] 68.0km/h (0.1M)	9.06 [1] 68.2km/h (0.4M)	11.78 [1] 66.3km/h (0.7M)	14.57 [1] 64.5km/h (1.7M)	17.30 [1] 65.8km/h (2.7M)	20.16 [1] 63.1km/h (1.9M)	23.15 [1] 60.1km/h (1.6M)	26.20 [1] 59.0km/h (0.6M)	29.28 [1] 58.5km/h (0.4M)	13.02 60.0km/h (1.1M)	<b>30.49 [1]</b>
<b>6</b>	<b>Cuban Rhythm</b>	6	68.0km/h	3.77 [2] 51.3km/h (1.8M)	6.47 [4] 66.4km/h (0.5M)	9.17 [3] 66.7km/h (0.4M)	11.92 [3] 65.5km/h (0.6M)	14.73 [3] 64.2km/h (1.3M)	17.48 [2] 65.4km/h (2.0M)	20.34 [2] 63.0km/h (1.8M)	23.33 [2] 60.2km/h (1.6M)	26.34 [2] 59.6km/h (0.6M)	29.37 [2] 59.6km/h (0.7M)	12.91 60.5km/h (1.1M)	<b>30.56 [2]</b>
<b>1</b>	<b>Keep Tracking</b>	1	66.4km/h	3.80 [5] 51.5km/h (0.7M)	6.56 [5] 65.3km/h (0.2M)	9.29 [5] 65.9km/h (0.3M)	12.06 [5] 64.9km/h (0.8M)	14.87 [5] 64.2km/h (1.3M)	17.61 [5] 65.7km/h (1.6M)	20.50 [4] 62.5km/h (1.7M)	23.52 [5] 59.6km/h (1.3M)	26.62 [4] 58.2km/h (0.9M)	29.67 [3] 59.0km/h (1.6M)	13.08 59.8km/h (1.4M)	<b>30.86 [3]</b>
<b>2</b>	<b>Cha Cha Kitty</b>	2	67.4km/h	3.83 [6] 51.4km/h (0.7M)	6.60 [7] 65.0km/h (0.2M)	9.34 [7] 65.7km/h (0.8M)	12.14 [6] 64.2km/h (1.0M)	14.95 [6] 64.1km/h (1.8M)	17.65 [6] 66.6km/h (2.2M)	20.54 [6] 62.6km/h (2.0M)	23.55 [6] 59.8km/h (1.6M)	26.70 [6] 57.3km/h (1.2M)	29.70 [5] 59.9km/h (0.4M)	13.04 60.0km/h (1.2M)	<b>30.86 [4]</b>
<b>7</b>	<b>Hill's Legend</b>	7	68.3km/h	3.76 [1] 51.5km/h (2.5M)	6.46 [3] 66.7km/h (1.0M)	9.15 [2] 67.1km/h (0.7M)	11.89 [2] 65.5km/h (1.0M)	14.72 [2] 63.6km/h (1.9M)	17.51 [3] 64.6km/h (2.5M)	20.41 [3] 62.2km/h (2.1M)	23.44 [3] 59.4km/h (1.8M)	26.54 [3] 58.0km/h (0.5M)	29.68 [4] 57.2km/h (0.9M)	13.25 59.1km/h (1.2M)	<b>30.93 [5]</b>
<b>8</b>	<b>Drop Pin</b>	8	68.8km/h	3.79 [4] 51.4km/h (3.3M)	6.46 [2] 67.4km/h (1.5M)	9.18 [4] 66.2km/h (1.4M)	12.00 [4] 64.0km/h (1.7M)	14.86 [4] 63.0km/h (2.3M)	17.61 [4] 65.2km/h (3.0M)	20.52 [5] 62.2km/h (2.3M)	23.51 [4] 60.0km/h (2.2M)	26.65 [5] 57.4km/h (1.6M)	29.80 [6] 57.2km/h (2.1M)	13.25 59.0km/h (2.0M)	<b>31.03 [6]</b>
<b>5</b>	<b>Noel's Gem</b>	5	68.2km/h	3.90 [7] 50.6km/h (2.5M)	6.59 [6] 66.7km/h (2.0M)	9.30 [6] 66.5km/h (1.5M)	12.14 [7] 63.3km/h (1.8M)	15.04 [7] 62.1km/h (2.9M)	17.88 [7] 63.4km/h (4.6M)	20.83 [7] 61.1km/h (2.7M)	23.86 [7] 59.4km/h (1.8M)	26.99 [7] 57.4km/h (1.2M)	30.18 [7] 56.5km/h (2.7M)	13.38 58.4km/h (2.1M)	<b>31.43 [7]</b>

Data based on IsoLynx Localised Positioning System.

Legend:

[ ] - Rank at each section

( ) - Avg. meters to rail for section

-- - No data available at section





ALBION PARK, QLD  
Race 10 - TWITTER @ BRISGREYS - 520M  
24/06/2024 - 21:57:57 PM

RUG	NAME	BOX	TOP SPEED	50M	100M	150M	200M	250M	300M	350M	400M	450M	500M	217M HOME	FINISH TIME
<b>5</b>	<b>Electric Cha Cha</b>	5	68.7km/h	3.82 [3] 51.4km/h (2.5M)	6.51 [3] 66.7km/h (1.6M)	9.18 [4] 67.6km/h (0.8M)	11.94 [4] 65.0km/h (1.2M)	14.76 [3] 64.0km/h (1.7M)	17.48 [3] 66.0km/h (2.0M)	20.31 [3] 63.7km/h (1.8M)	23.29 [2] 60.4km/h (1.3M)	26.33 [2] 59.2km/h (0.5M)	29.42 [1] 58.4km/h (0.5M)	12.98 60.2km/h (1.0M)	<b>30.63 [1]</b>
<b>8</b>	<b>Toss The Coin</b>	8	70.6km/h	3.75 [2] 52.3km/h (3.3M)	6.39 [1] 68.2km/h (1.9M)	9.00 [1] 69.0km/h (0.7M)	11.74 [1] 65.7km/h (1.0M)	14.55 [1] 64.1km/h (1.6M)	17.31 [1] 65.3km/h (1.9M)	20.17 [1] 62.8km/h (1.9M)	23.20 [1] 59.4km/h (1.6M)	26.32 [1] 57.8km/h (1.0M)	29.49 [2] 56.8km/h (1.4M)	13.27 59.0km/h (1.4M)	<b>30.74 [2]</b>
<b>7</b>	<b>Set To Rock</b>	7	69.6km/h	3.89 [5] 51.1km/h (3.6M)	6.54 [5] 67.8km/h (2.4M)	9.17 [3] 68.5km/h (1.3M)	11.92 [3] 65.4km/h (1.7M)	14.76 [4] 63.5km/h (2.9M)	17.51 [4] 65.4km/h (3.2M)	20.39 [4] 62.6km/h (2.7M)	23.44 [4] 59.1km/h (1.9M)	26.49 [3] 58.9km/h (0.7M)	29.56 [3] 58.7km/h (0.9M)	13.09 59.7km/h (1.4M)	<b>30.77 [3]</b>
<b>6</b>	<b>Taffer</b>	6	68.5km/h	3.90 [6] 51.0km/h (2.7M)	6.59 [6] 66.9km/h (0.9M)	9.32 [6] 66.1km/h (0.6M)	12.09 [6] 65.0km/h (0.6M)	14.92 [6] 63.5km/h (1.4M)	17.66 [6] 65.7km/h (1.9M)	20.50 [6] 63.3km/h (1.6M)	23.53 [6] 59.6km/h (1.4M)	26.62 [6] 58.3km/h (0.5M)	29.70 [4] 58.3km/h (0.4M)	13.08 59.8km/h (0.9M)	<b>30.91 [4]</b>
<b>4</b>	<b>Indy Cha Cha</b>	4	69.3km/h	3.86 [4] 53.0km/h (1.7M)	6.54 [4] 67.1km/h (0.6M)	9.23 [5] 66.9km/h (M)	12.01 [5] 64.8km/h (M)	14.84 [5] 63.6km/h (M)	17.60 [5] 65.3km/h (M)	20.47 [5] 62.7km/h (M)	23.51 [5] 59.2km/h (M)	26.61 [5] 58.2km/h (M)	29.72 [5] 57.8km/h (M)	13.18 59.3km/h (8.9M)	<b>30.95 [5]</b>
<b>9</b>	<b>Mum's Tiger</b>	2	67.9km/h	4.04 [8] 49.6km/h (1.2M)	6.77 [8] 66.0km/h (0.6M)	9.51 [8] 65.7km/h (0.4M)	12.34 [8] 63.6km/h (0.8M)	15.19 [8] 63.2km/h (1.4M)	17.94 [8] 65.3km/h (1.8M)	20.83 [8] 62.4km/h (2.5M)	23.84 [8] 59.9km/h (2.1M)	26.88 [8] 59.3km/h (0.7M)	29.88 [7] 59.9km/h (0.7M)	12.95 60.4km/h (1.4M)	<b>31.06 [6]</b>
<b>3</b>	<b>Annihilating</b>	3	69.7km/h	3.74 [1] 52.5km/h (2.1M)	6.41 [2] 67.4km/h (1.2M)	9.02 [2] 68.9km/h (0.4M)	11.78 [2] 65.3km/h (0.7M)	14.60 [2] 63.9km/h (1.3M)	17.38 [2] 64.7km/h (1.4M)	20.27 [2] 62.1km/h (1.8M)	23.37 [3] 58.1km/h (1.9M)	26.55 [4] 56.5km/h (1.0M)	29.82 [6] 55.1km/h (1.7M)	13.56 57.7km/h (1.6M)	<b>31.11 [7]</b>
<b>1</b>	<b>Gleaming Gunn</b>	1	68.4km/h	3.93 [7] 50.9km/h (0.8M)	6.63 [7] 66.5km/h (0.4M)	9.46 [7] 63.8km/h (1.4M)	12.26 [7] 64.2km/h (1.9M)	15.09 [7] 63.8km/h (2.5M)	17.84 [7] 65.6km/h (2.5M)	20.71 [7] 62.8km/h (2.3M)	23.76 [7] 59.0km/h (2.5M)	26.87 [7] 58.0km/h (1.4M)	29.96 [8] 58.3km/h (2.6M)	13.16 59.4km/h (2.2M)	<b>31.17 [8]</b>

Data based on IsoLynx Localised Positioning System.

Legend:

[ ] - Rank at each section

( ) - Avg. meters to rail for section

-- - No data available at section





ALBION PARK, QLD  
 Race 11 - GARRARD'S HORSE AND HOUND - 395M  
 24/06/2024 - 22:14:36 PM

RUG	NAME	BOX	TOP SPEED	50M	100M	150M	200M	250M	300M	350M	217M HOME	FINISH TIME
<b>5</b>	<b>Infamous</b>	5	70.6km/h	<b>3.76 [1]</b> 52.1km/h (1.8M)	<b>6.47 [1]</b> 66.1km/h (1.2M)	<b>9.09 [1]</b> 68.8km/h (1.3M)	<b>11.66 [1]</b> 69.9km/h (1.3M)	<b>14.44 [1]</b> 65.1km/h (1.8M)	<b>17.29 [1]</b> 63.1km/h (1.3M)	<b>20.18 [1]</b> 62.4km/h (0.3M)	12.23	<b>22.76 [1]</b> 63.9km/h (1.0M)
<b>2</b>	<b>Mandela Hayze</b>	2	70.5km/h	<b>3.84 [2]</b> 51.2km/h (1.2M)	<b>6.62 [2]</b> 64.8km/h (1.6M)	<b>9.26 [2]</b> 68.2km/h (3.4M)	<b>11.83 [2]</b> 70.0km/h (2.8M)	<b>14.56 [2]</b> 66.1km/h (2.0M)	<b>17.38 [2]</b> 63.7km/h (1.5M)	<b>20.27 [2]</b> 62.3km/h (1.7M)	12.14	<b>22.84 [2]</b> 64.4km/h (1.8M)
<b>1</b>	<b>Hara's Salty</b>	1	70.7km/h	<b>3.86 [3]</b> 52.1km/h (0.5M)	<b>6.67 [3]</b> 63.9km/h (1.0M)	<b>9.30 [3]</b> 68.6km/h (1.8M)	<b>11.89 [3]</b> 69.4km/h (1.8M)	<b>14.76 [3]</b> 62.8km/h (1.8M)	<b>17.60 [3]</b> 63.4km/h (1.3M)	<b>20.45 [3]</b> 63.1km/h (0.5M)	12.27	<b>23.00 [3]</b> 63.7km/h (1.0M)
<b>8</b>	<b>Howdy Doody</b>	8	70.2km/h	<b>3.87 [5]</b> 50.8km/h (2.7M)	<b>6.85 [5]</b> 60.5km/h (2.1M)	<b>9.53 [5]</b> 67.3km/h (1.7M)	<b>12.11 [4]</b> 69.6km/h (1.5M)	<b>14.87 [4]</b> 65.3km/h (1.5M)	<b>17.69 [4]</b> 63.8km/h (1.0M)	<b>20.54 [4]</b> 63.2km/h (0.2M)	12.14	<b>23.11 [4]</b> 64.4km/h (0.8M)
<b>7</b>	<b>Destini Ignazio</b>	7	69.1km/h	<b>3.87 [4]</b> 50.7km/h (2.3M)	<b>6.77 [4]</b> 62.0km/h (2.3M)	<b>9.51 [4]</b> 65.6km/h (5.7M)	<b>12.17 [5]</b> 67.7km/h (4.7M)	<b>14.97 [5]</b> 64.4km/h (2.5M)	<b>17.84 [5]</b> 62.6km/h (1.7M)	<b>20.76 [5]</b> 61.7km/h (2.1M)	12.35	<b>23.33 [5]</b> 63.3km/h (2.4M)

Data based on IsoLynx Localised Positioning System.

Legend:

[ ] - Rank at each section

( ) - Avg. meters to rail for section

--- No data available at section

