



Doomben QLD Professional

Race 3: CASCADE QTIS Two-Year-Old Handicap - 1200m

26 June 2024 - 12:44



BRISBANE
RACING CLUB

Track Rating: Soft 5, Weather: Fine, Rail Position: +6m Entire

Section	Overall	1000m	800m	600m	400m	200m	Last 600m
Field Times	1:10.44 (0:13.20)	0:57.24 (0:10.98)	0:46.26 (0:11.38)	0:34.88 (0:11.34)	0:23.54 (0:11.35)	0:12.19 (0:12.19)	0:34.88

Rank	TAB	Horse/Jockey	Barrier	Top Speed [km/h]	Fastest Section	Overall	1000m	800m	600m	400m	200m	Margin	Distance Travelled [m]
1	7	SAVOUR THE DREAM Martin Harley	1	68.1 1000m	0:11.03 1000m	1:10.44 [1] (0:13.50)	0:56.94 [3] (0:11.03)	0:45.91 [3] (0:11.46)	0:34.45 [4] (0:11.30)	0:23.15 [4] (0:11.26)	0:11.89 [4] (0:11.89)	1:10.44 0:34.45	
2	9	PETTICOAT Bailey Wheeler	5	67.2 1000m	0:11.13 1000m	1:10.45 [2] (0:13.37)	0:57.08 [2] (0:11.13)	0:45.95 [2] (0:11.34)	0:34.61 [2] (0:11.28)	0:23.33 [2] (0:11.13)	0:12.20 [1] (0:12.20)	0.08L 0:34.61	+1
3	3	HAMILTON BROWN Jag Guthmann-Chester	7	66.2 1000m	0:11.11 1000m	1:10.60 [3] (0:13.67)	0:56.93 [5] (0:11.11)	0:45.82 [5] (0:11.35)	0:34.47 [5] (0:11.36)	0:23.11 [5] (0:11.12)	0:11.99 [5] (0:11.99)	0.96L 0:34.47	+7
4	10	LIPAROTA Samantha Collett	8	66.3 600m	0:11.11 1000m	1:10.65 [4] (0:13.90)	0:56.75 [7] (0:11.11)	0:45.64 [7] (0:11.40)	0:34.24 [7] (0:11.25)	0:22.99 [7] (0:11.18)	0:11.81 [7] (0:11.81)	1.24L 0:34.24	+5
5	2	FITZPATRICK Damien Thornton	3	67.3 1000m	0:10.98 1000m	1:10.67 [5] (0:13.20)	0:57.47 [1] (0:10.98)	0:46.49 [1] (0:11.38)	0:35.11 [1] (0:11.34)	0:23.77 [1] (0:11.39)	0:12.38 [2] (0:12.38)	1.35L 0:35.11	+3
6	1	THE HAMO Adin Thompson	10	67.3 1000m	0:11.04 1000m	1:10.70 [6] (0:13.56)	0:57.14 [4] (0:11.04)	0:46.10 [4] (0:11.36)	0:34.74 [3] (0:11.25)	0:23.49 [3] (0:11.23)	0:12.26 [3] (0:12.26)	1.56L 0:34.74	+1
7	6	ANSON BAY Ryan Maloney	4	67.6 1000m	0:10.94 1000m	1:10.85 [7] (0:13.84)	0:57.01 [6] (0:10.94)	0:46.07 [6] (0:11.39)	0:34.68 [6] (0:11.35)	0:23.33 [6] (0:11.16)	0:12.17 [6] (0:12.17)	2.45L 0:34.68	+3

Scratched: Julieta (#8), Seabee (#11), Paleface Ringo (#4), Spicy Duck (#5)



Horse/Jockey Name	Savour The Dream
Final Rank	1
Fastest Section Time (Section)	0:11.03 (1000m)
Top Speed [km/h] (Section)	68.1 (1000m)
Race State	Finished

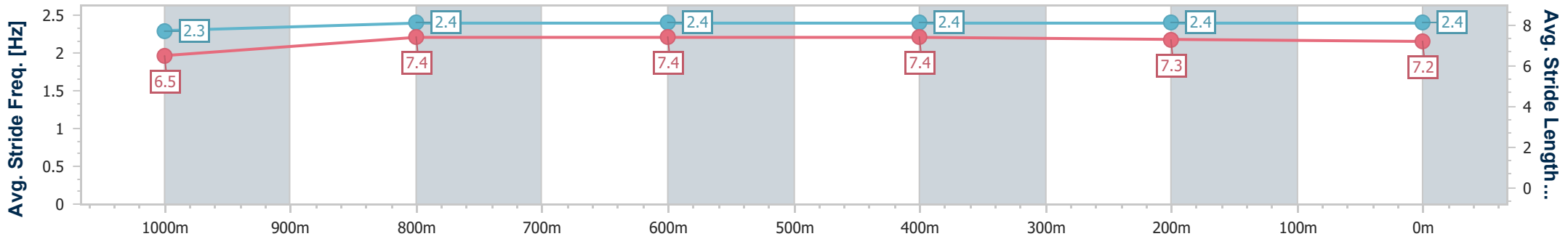
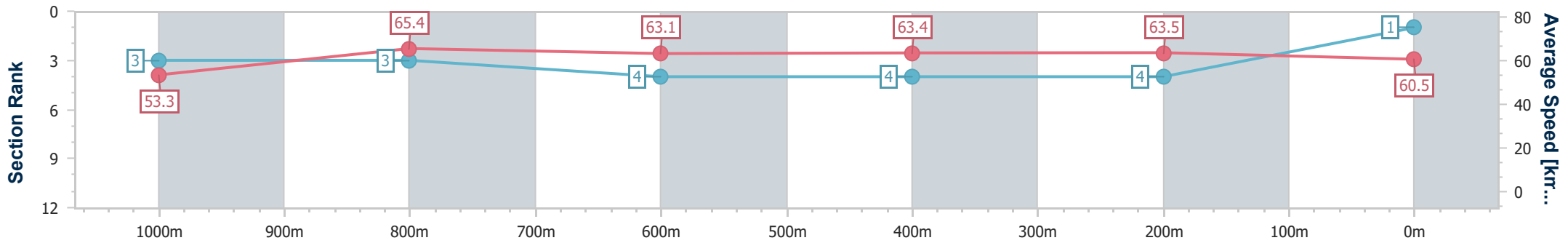


Doomben QLD Professional
Race 3: CASCADE QTIS Two-Year-Old Handicap - 1200m
 26 June 2024 - 12:44
 Track Rating: Soft 5, Weather: Fine, Rail Position: +6m Entire



BRISBANE
RACING CLUB

Section	Overall	1000m	800m	600m	400m	200m
Section Times	1:10.44 [1] (0:13.50)	0:56.94 [3] (0:11.03)	0:45.91 [3] (0:11.46)	0:34.45 [4] (0:11.30)	0:23.15 [4] (0:11.26)	0:11.89 [4] (0:11.89)
Average Speed [km/h]	53.3	65.4	63.1	63.4	63.5	60.5
Top Speed [km/h]	68.0	68.1	65.3	65.0	65.0	62.1
Avg. Dist. to Rail [m]	0.6	0.4	0.6	1.1	2.8	1.5
Avg. Stride Freq. [Hz]	2.3	2.4	2.4	2.4	2.4	2.4
Avg. Stride Length [m]	6.5	7.4	7.4	7.4	7.3	7.2



- [] Ranking at each section and finish
- .-.- No data available at this section
- NA No data available



Horse/Jockey Name	Petticoat
Final Rank	2
Fastest Section Time (Section)	0:11.13 (1000m)
Top Speed [km/h] (Section)	67.2 (1000m)
Race State	Finished

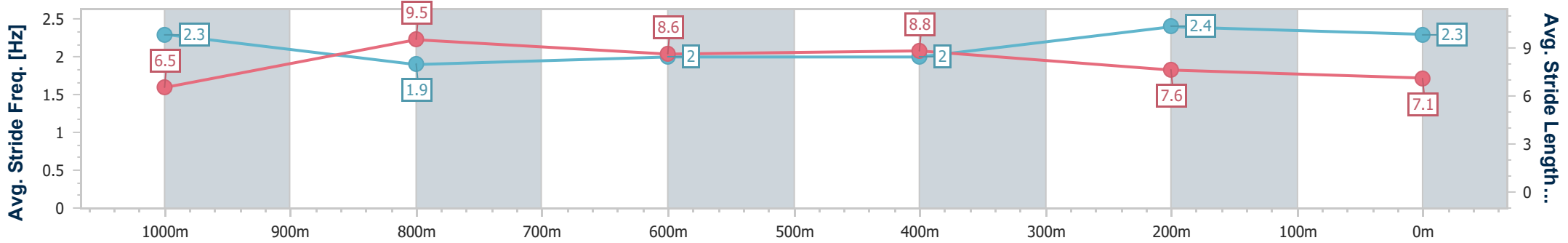
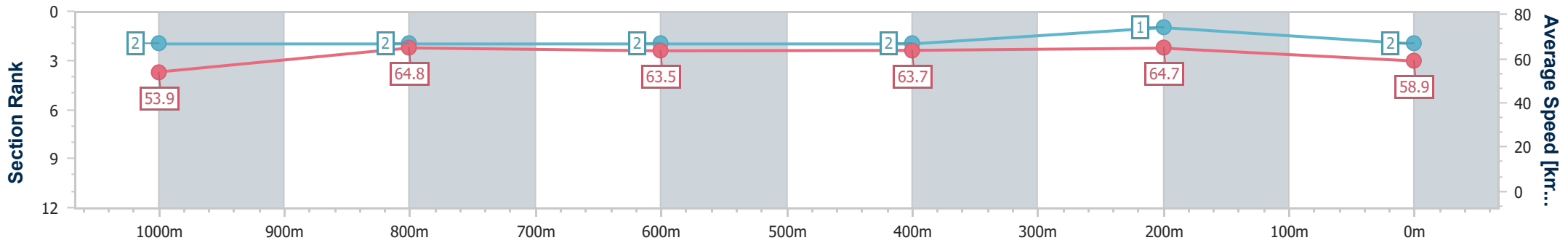


Doomben QLD Professional
Race 3: CASCADE QTIS Two-Year-Old Handicap - 1200m
 26 June 2024 - 12:44
 Track Rating: Soft 5, Weather: Fine, Rail Position: +6m Entire



BRISBANE
RACING CLUB

Section	Overall	1000m	800m	600m	400m	200m
Section Times	1:10.45 [2] (0:13.37)	0:57.08 [2] (0:11.13)	0:45.95 [2] (0:11.34)	0:34.61 [2] (0:11.28)	0:23.33 [2] (0:11.13)	0:12.20 [1] (0:12.20)
Average Speed [km/h]	53.9	64.8	63.5	63.7	64.7	58.9
Top Speed [km/h]	66.5	67.2	64.3	64.9	66.6	63.3
Avg. Dist. to Rail [m]	2.9	1.3	0.2	0.3	0.6	2.0
Avg. Stride Freq. [Hz]	2.3	1.9	2.0	2.0	2.4	2.3
Avg. Stride Length [m]	6.5	9.5	8.6	8.8	7.6	7.1



- [] Ranking at each section and finish
- .-.- No data available at this section
- NA No data available



Horse/Jockey Name	Hamilton Brown
Final Rank	3
Fastest Section Time (Section)	0:11.11 (1000m)
Top Speed [km/h] (Section)	66.2 (1000m)
Race State	Finished

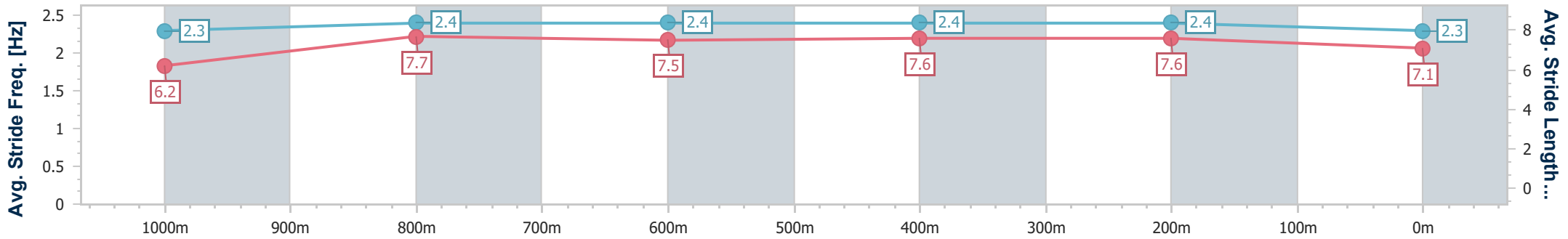
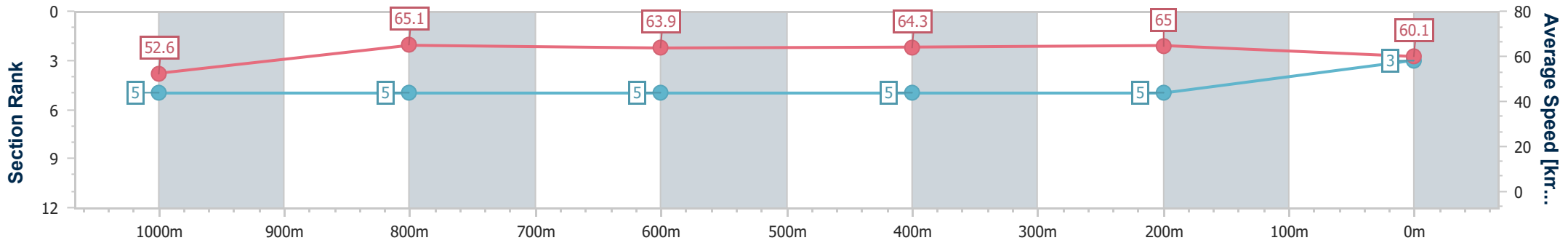


Doomben QLD Professional
Race 3: CASCADE QTIS Two-Year-Old Handicap - 1200m
 26 June 2024 - 12:44
 Track Rating: Soft 5, Weather: Fine, Rail Position: +6m Entire



BRISBANE
RACING CLUB

Section	Overall	1000m	800m	600m	400m	200m
Section Times	1:10.60 [3] (0:13.67)	0:56.93 [5] (0:11.11)	0:45.82 [5] (0:11.35)	0:34.47 [5] (0:11.36)	0:23.11 [5] (0:11.12)	0:11.99 [5] (0:11.99)
Average Speed [km/h]	52.6	65.1	63.9	64.3	65.0	60.1
Top Speed [km/h]	65.0	66.2	65.3	65.2	66.2	63.7
Avg. Dist. to Rail [m]	2.5	0.9	2.1	2.5	1.8	2.9
Avg. Stride Freq. [Hz]	2.3	2.4	2.4	2.4	2.4	2.3
Avg. Stride Length [m]	6.2	7.7	7.5	7.6	7.6	7.1



- [] Ranking at each section and finish
- .-.- No data available at this section
- NA No data available



Horse/Jockey Name	Liparota
Final Rank	4
Fastest Section Time (Section)	0:11.11 (1000m)
Top Speed [km/h] (Section)	66.3 (600m)
Race State	Finished

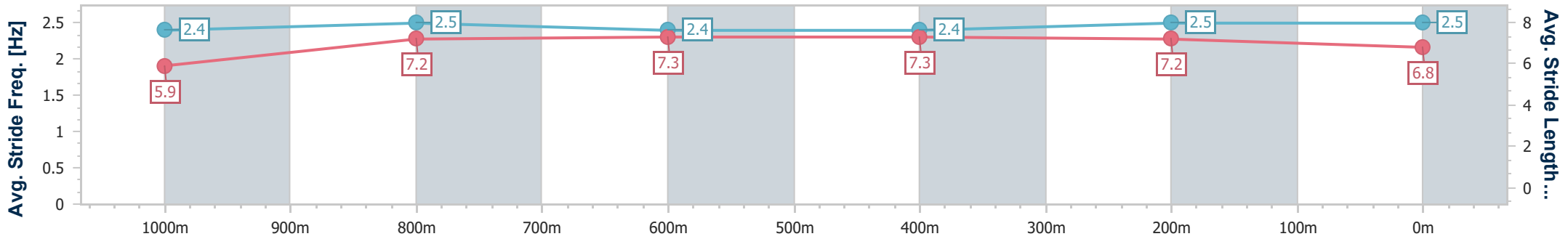
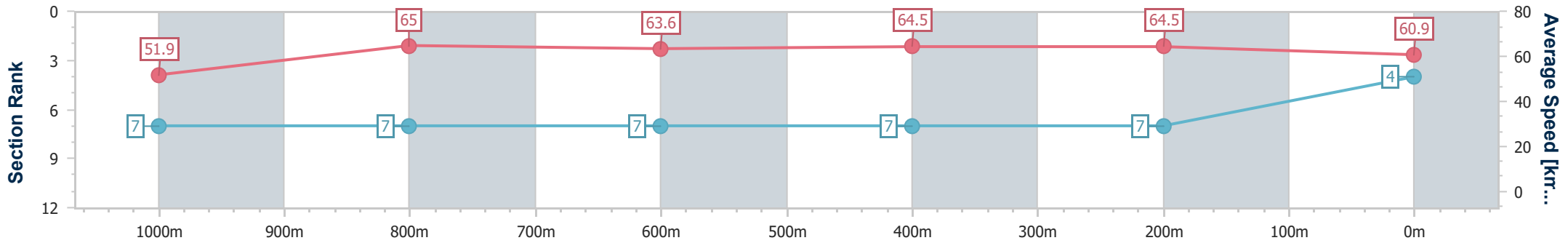


Doomben QLD Professional
Race 3: CASCADE QTIS Two-Year-Old Handicap - 1200m
 26 June 2024 - 12:44
 Track Rating: Soft 5, Weather: Fine, Rail Position: +6m Entire



BRISBANE
RACING CLUB

Section	Overall	1000m	800m	600m	400m	200m
Section Times	1:10.65 [4] (0:13.90)	0:56.75 [7] (0:11.11)	0:45.64 [7] (0:11.40)	0:34.24 [7] (0:11.25)	0:22.99 [7] (0:11.18)	0:11.81 [7] (0:11.81)
Average Speed [km/h]	51.9	65.0	63.6	64.5	64.5	60.9
Top Speed [km/h]	64.8	66.1	66.0	66.3	65.3	63.6
Avg. Dist. to Rail [m]	4.0	0.9	1.6	1.3	0.4	4.2
Avg. Stride Freq. [Hz]	2.4	2.5	2.4	2.4	2.5	2.5
Avg. Stride Length [m]	5.9	7.2	7.3	7.3	7.2	6.8



- [] Ranking at each section and finish
- .-.- No data available at this section
- NA No data available



Horse/Jockey Name	Fitzpatrick
Final Rank	5
Fastest Section Time (Section)	0:10.98 (1000m)
Top Speed [km/h] (Section)	67.3 (1000m)
Race State	Finished

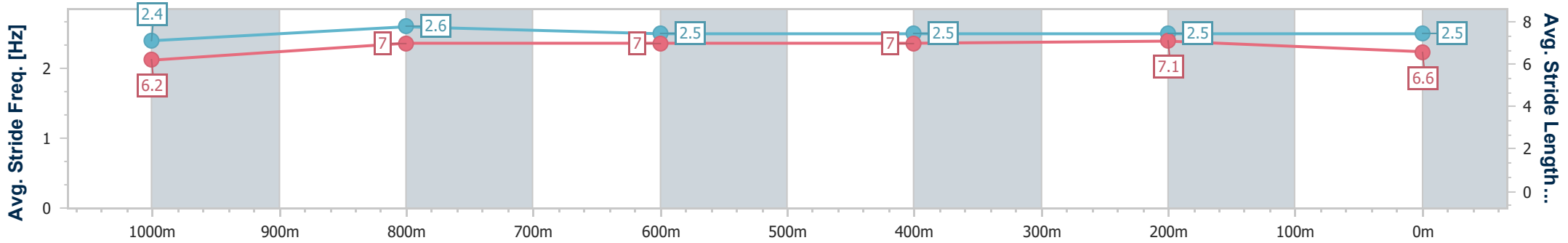
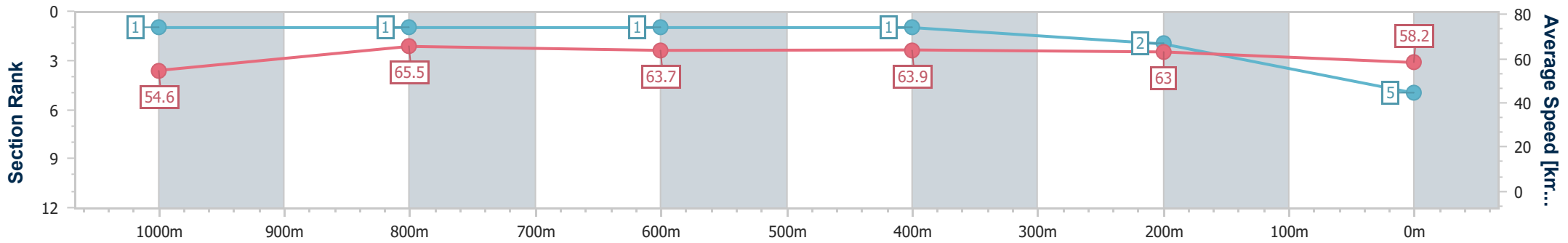


Doomben QLD Professional
Race 3: CASCADE QTIS Two-Year-Old Handicap - 1200m
 26 June 2024 - 12:44
 Track Rating: Soft 5, Weather: Fine, Rail Position: +6m Entire



BRISBANE
RACING CLUB

Section	Overall	1000m	800m	600m	400m	200m
Section Times	1:10.67 [5] (0:13.20)	0:57.47 [1] (0:10.98)	0:46.49 [1] (0:11.38)	0:35.11 [1] (0:11.34)	0:23.77 [1] (0:11.39)	0:12.38 [2] (0:12.38)
Average Speed [km/h]	54.6	65.5	63.7	63.9	63.0	58.2
Top Speed [km/h]	67.3	67.3	66.3	65.1	64.5	62.5
Avg. Dist. to Rail [m]	1.6	0.2	1.1	1.0	0.3	1.1
Avg. Stride Freq. [Hz]	2.4	2.6	2.5	2.5	2.5	2.5
Avg. Stride Length [m]	6.2	7.0	7.0	7.0	7.1	6.6



- [] Ranking at each section and finish
- .-.- No data available at this section
- NA No data available



Horse/Jockey Name	The Hamo
Final Rank	6
Fastest Section Time (Section)	0:11.04 (1000m)
Top Speed [km/h] (Section)	67.3 (1000m)
Race State	Finished

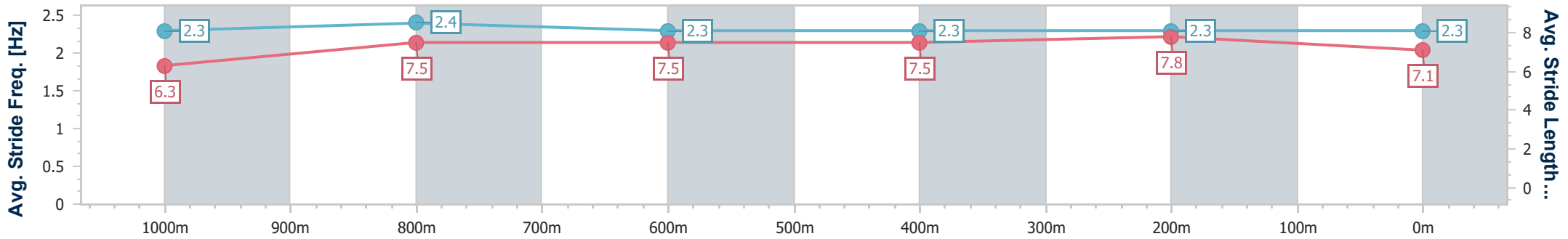
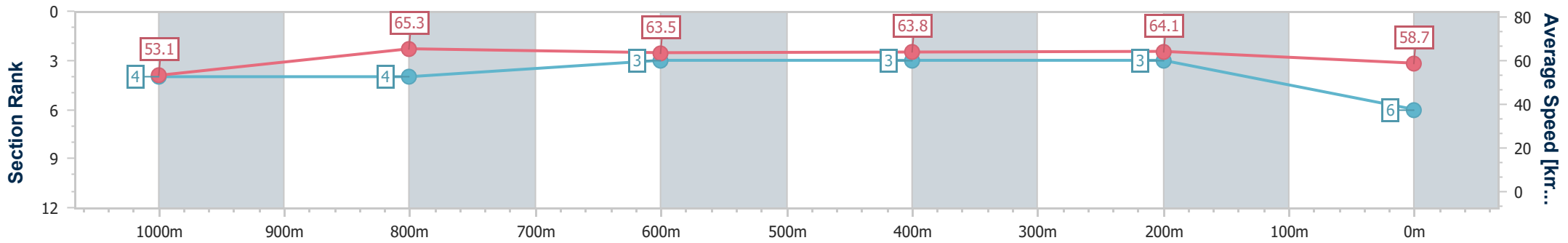


Doomben QLD Professional
Race 3: CASCADE QTIS Two-Year-Old Handicap - 1200m
 26 June 2024 - 12:44
 Track Rating: Soft 5, Weather: Fine, Rail Position: +6m Entire



BRISBANE
RACING CLUB

Section	Overall	1000m	800m	600m	400m	200m
Section Times	1:10.70 [6] (0:13.56)	0:57.14 [4] (0:11.04)	0:46.10 [4] (0:11.36)	0:34.74 [3] (0:11.25)	0:23.49 [3] (0:11.23)	0:12.26 [3] (0:12.26)
Average Speed [km/h]	53.1	65.3	63.5	63.8	64.1	58.7
Top Speed [km/h]	67.0	67.3	64.7	65.3	65.8	63.0
Avg. Dist. to Rail [m]	3.6	0.6	0.7	0.3	0.9	0.9
Avg. Stride Freq. [Hz]	2.3	2.4	2.3	2.3	2.3	2.3
Avg. Stride Length [m]	6.3	7.5	7.5	7.5	7.8	7.1



- [] Ranking at each section and finish
- .-.- No data available at this section
- NA No data available



Horse/Jockey Name	Anson Bay
Final Rank	7
Fastest Section Time (Section)	0:10.94 (1000m)
Top Speed [km/h] (Section)	67.6 (1000m)
Race State	Finished

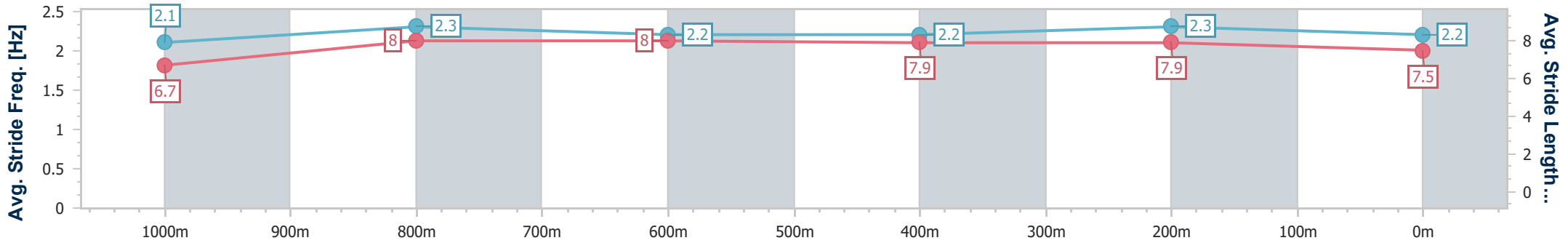
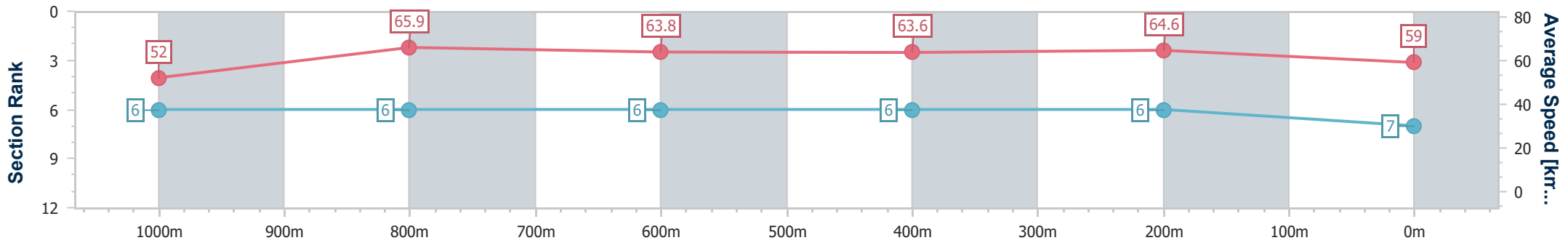


Doomben QLD Professional
Race 3: CASCADE QTIS Two-Year-Old Handicap - 1200m
 26 June 2024 - 12:44
 Track Rating: Soft 5, Weather: Fine, Rail Position: +6m Entire



BRISBANE
RACING CLUB

Section	Overall	1000m	800m	600m	400m	200m
Section Times	1:10.85 [7] (0:13.84)	0:57.01 [6] (0:10.94)	0:46.07 [6] (0:11.39)	0:34.68 [6] (0:11.35)	0:23.33 [6] (0:11.16)	0:12.17 [6] (0:12.17)
Average Speed [km/h]	52.0	65.9	63.8	63.6	64.6	59.0
Top Speed [km/h]	67.6	67.6	65.2	65.4	65.1	63.1
Avg. Dist. to Rail [m]	1.8	0.4	1.8	0.8	0.7	0.6
Avg. Stride Freq. [Hz]	2.1	2.3	2.2	2.2	2.3	2.2
Avg. Stride Length [m]	6.7	8.0	8.0	7.9	7.9	7.5



- [] Ranking at each section and finish
- .-.- No data available at this section
- NA No data available