



Doomben QLD Professional

Race 4: XXXX Maiden Handicap - 1200m

26 June 2024 - 13:19



BRISBANE
RACING CLUB

Track Rating: Soft 5, Weather: Fine, Rail Position: +6m Entire

Section												Last 600m	
Field Times		Overall	1000m	800m	600m	400m	200m						0:35.48
		1:10.47 (0:13.27)	0:57.20 (0:10.51)	0:46.69 (0:11.21)	0:35.48 (0:11.43)	0:24.05 (0:11.77)	0:12.28 (0:12.28)						
Rank	TAB Horse/Jockey	Barrier	Top Speed [km/h]	Fastest Section							Margin	Distance Travelled [m]	
1	9 GLOWLIGHT Blake Shinn	13	67.9 1000m	0:10.71 1000m	1:10.47 [1] (0:13.95)	0:56.52 [11] (0:10.71)	0:45.81 [10] (0:11.08)	0:34.73 [9] (0:11.54)	0:23.19 [8] (0:11.35)	0:11.84 [5] (0:11.84)	1:10.47	0:34.73	
2	10 JUNGLE LAW Cejay Graham	3	68.2 1000m	0:10.81 1000m	1:10.71 [2] (0:13.37)	0:57.34 [4] (0:10.81)	0:46.53 [6] (0:11.22)	0:35.31 [4] (0:11.51)	0:23.80 [4] (0:11.58)	0:12.22 [2] (0:12.22)	1.43L	0:35.31	-4
3	3 EVERSTAR Justin Stanley	2	69.7 1000m	0:10.51 1000m	1:10.71 [3] (0:13.27)	0:57.44 [2] (0:10.51)	0:46.93 [1] (0:11.21)	0:35.72 [1] (0:11.43)	0:24.29 [1] (0:11.77)	0:12.52 [1] (0:12.52)	1.44L	0:35.72	-13
4	5 STEEL KING Robbie Dolan	6	68.0 1000m	0:10.72 1000m	1:10.98 [4] (0:13.50)	0:57.48 [6] (0:10.72)	0:46.76 [7] (0:11.27)	0:35.49 [6] (0:11.44)	0:24.05 [5] (0:11.65)	0:12.40 [4] (0:12.40)	3.04L	0:35.49	-7
5	6 ADDITION Angela Jones	5	70.2 1000m	0:10.58 1000m	1:11.17 [5] (0:13.27)	0:57.90 [1] (0:10.58)	0:47.32 [2] (0:11.24)	0:36.08 [3] (0:11.81)	0:24.27 [3] (0:11.66)	0:12.61 [3] (0:12.61)	4.13L	0:36.08	+2
6	16 ISLAND LADY Minonette Kennedy	12	68.9 1000m	0:10.77 1000m	1:11.61 [6] (0:13.66)	0:57.95 [9] (0:10.77)	0:47.18 [9] (0:11.48)	0:35.70 [10] (0:11.47)	0:24.23 [9] (0:11.75)	0:12.48 [9] (0:12.48)	6.7L	0:35.70	-4
7	18 CYBERWARS Nikita Beriman	9	69.6 Overall	0:10.79 1000m	1:11.67 [7] (0:13.62)	0:58.05 [8] (0:10.79)	0:47.26 [8] (0:11.23)	0:36.03 [8] (0:11.75)	0:24.28 [10] (0:11.63)	0:12.65 [7] (0:12.65)	7.05L	0:36.03	-8
8	14 TAKING FLIGHT Casey Waddell	10	69.8 1000m	0:10.58 1000m	1:11.71 [8] (0:13.31)	0:58.40 [3] (0:10.58)	0:47.82 [3] (0:11.10)	0:36.72 [2] (0:11.83)	0:24.89 [2] (0:11.86)	0:13.03 [6] (0:13.03)	7.3L	0:36.72	+3
9	4 EXPLOSIVE DRAGON James Orman	7	69.9 1000m	0:10.66 1000m	1:12.20 [9] (0:13.49)	0:58.71 [5] (0:10.66)	0:48.05 [4] (0:11.45)	0:36.60 [7] (0:11.60)	0:25.00 [6] (0:11.90)	0:13.10 [8] (0:13.10)	10.2L	0:36.60	+2
10	15 MIDNIGHT SEAS Samantha Collett	1	69.2 1000m	0:10.64 1000m	1:12.73 [10] (0:13.51)	0:59.22 [7] (0:10.64)	0:48.58 [5] (0:11.27)	0:37.31 [5] (0:11.79)	0:25.52 [7] (0:12.15)	0:13.37 [10] (0:13.37)	13.29L	0:37.31	-10

Scratched: La Fast Tycoon (#1), Big Demeanor (#2), Amaterasu (#7), Clíodhna Maeve (#8), Winning Edition (#12), Deep Dawn (#13), Lady Lucifer (#11)

[] Ranking at each section and finish
 -:-:- No data available at this section
 NA No data available

SCN Saddle cloth number
 DNF Did not finish
 DNT Did not track



Doomben QLD Professional
Race 4: XXXX Maiden Handicap - 1200m
26 June 2024 - 13:19



BRISBANE
RACING CLUB

Track Rating: Soft 5, Weather: Fine, Rail Position: +6m Entire

Section	Overall	1000m	800m	600m	400m	200m	Last 600m
Field Times	1:10.47 (0:13.27)	0:57.20 (0:10.51)	0:46.69 (0:11.21)	0:35.48 (0:11.43)	0:24.05 (0:11.77)	0:12.28 (0:12.28)	0:35.48

Rank	TAB	Horse/Jockey	Barrier	Top Speed [km/h]	Fastest Section	Margin	Distance Travelled [m]
11	17	FIT AND PROPER	4	66.5	0:10.96	18.99L	-11
		Mark Du Plessis		Overall	1000m		
					1:13.70 [11] (0:13.80)		
					0:59.90 [10] (0:10.96)		
					0:48.94 [11] (0:11.49)		
					0:37.45 [11] (0:12.03)		
					0:25.42 [11] (0:12.36)		
					0:13.06 [11] (0:13.06)		

Scratched: La Fast Tycoon (#1), Big Demeanor (#2), Amaterasu (#7), Clíodhna Maeve (#8), Winning Edition (#12), Deep Dawn (#13), Lady Lucifer (#11)

[] Ranking at each section and finish
 -:-:- No data available at this section
 NA No data available

SCN Saddle cloth number
 DNF Did not finish
 DNT Did not track



Horse/Jockey Name	Glowlight
Final Rank	1
Fastest Section Time (Section)	0:10.71 (1000m)
Top Speed [km/h] (Section)	67.9 (1000m)
Race State	Finished



Doomben QLD Professional

Race 4: XXXX Maiden Handicap - 1200m

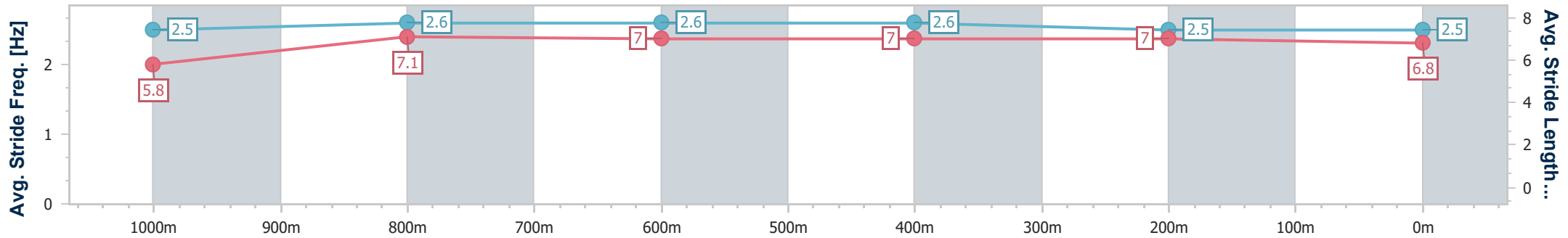
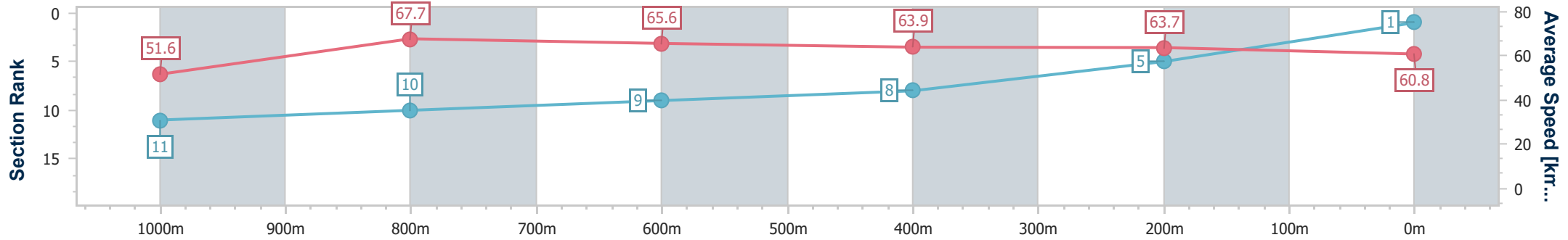
26 June 2024 - 13:19

Track Rating: Soft 5, Weather: Fine, Rail Position: +6m Entire



BRISBANE RACING CLUB

Section	Overall	1000m	800m	600m	400m	200m
Section Times	1:10.47 [1] (0:13.95)	0:56.52 [11] (0:10.71)	0:45.81 [10] (0:11.08)	0:34.73 [9] (0:11.54)	0:23.19 [8] (0:11.35)	0:11.84 [5] (0:11.84)
Average Speed [km/h]	51.6	67.7	65.6	63.9	63.7	60.8
Top Speed [km/h]	67.9	67.9	66.7	65.4	64.4	63.4
Avg. Dist. to Rail [m]	6.1	1.2	2.7	4.0	2.0	1.6
Avg. Stride Freq. [Hz]	2.5	2.6	2.6	2.6	2.5	2.5
Avg. Stride Length [m]	5.8	7.1	7.0	7.0	7.0	6.8



- [] Ranking at each section and finish
- .-.- No data available at this section
- NA No data available



Horse/Jockey Name	Jungle Law
Final Rank	2
Fastest Section Time (Section)	0:10.81 (1000m)
Top Speed [km/h] (Section)	68.2 (1000m)
Race State	Finished

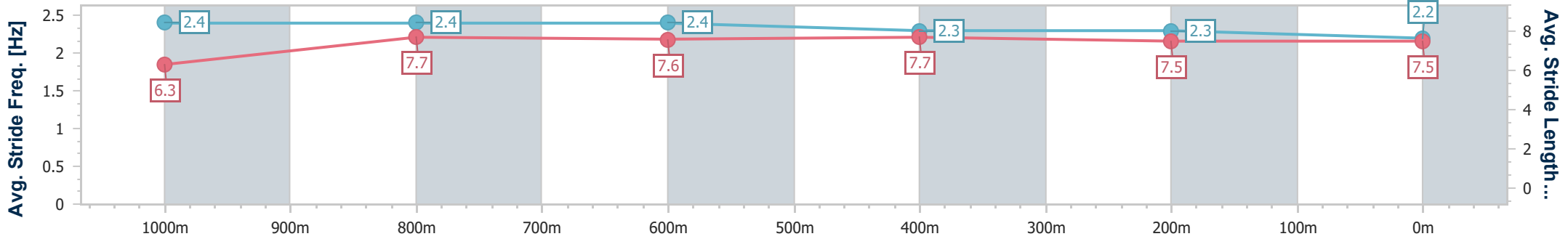
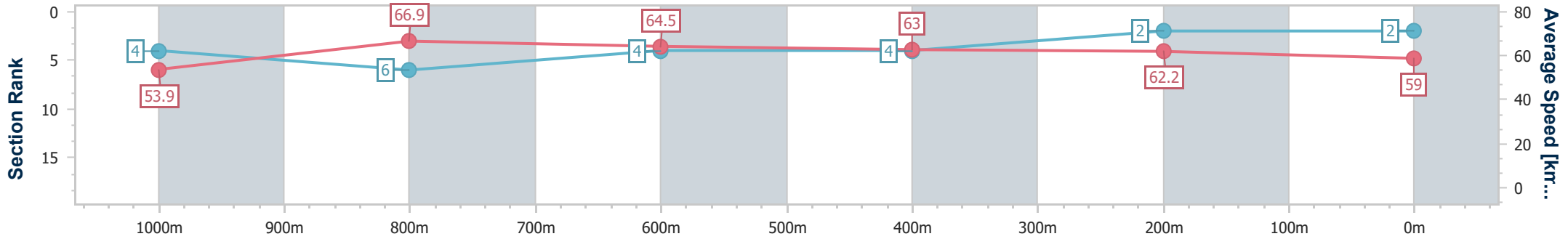


Doomben QLD Professional
Race 4: XXXX Maiden Handicap - 1200m
 26 June 2024 - 13:19
 Track Rating: Soft 5, Weather: Fine, Rail Position: +6m Entire



BRISBANE
RACING CLUB

Section	Overall	1000m	800m	600m	400m	200m
Section Times	1:10.71 [2] (0:13.37)	0:57.34 [4] (0:10.81)	0:46.53 [6] (0:11.22)	0:35.31 [4] (0:11.51)	0:23.80 [4] (0:11.58)	0:12.22 [2] (0:12.22)
Average Speed [km/h]	53.9	66.9	64.5	63.0	62.2	59.0
Top Speed [km/h]	68.0	68.2	65.6	65.0	63.4	61.6
Avg. Dist. to Rail [m]	2.6	0.9	1.6	1.1	2.4	3.4
Avg. Stride Freq. [Hz]	2.4	2.4	2.4	2.3	2.3	2.2
Avg. Stride Length [m]	6.3	7.7	7.6	7.7	7.5	7.5



- [] Ranking at each section and finish
- .-.- No data available at this section
- NA No data available



Horse/Jockey Name	Everstar
Final Rank	3
Fastest Section Time (Section)	0:10.51 (1000m)
Top Speed [km/h] (Section)	69.7 (1000m)
Race State	Finished

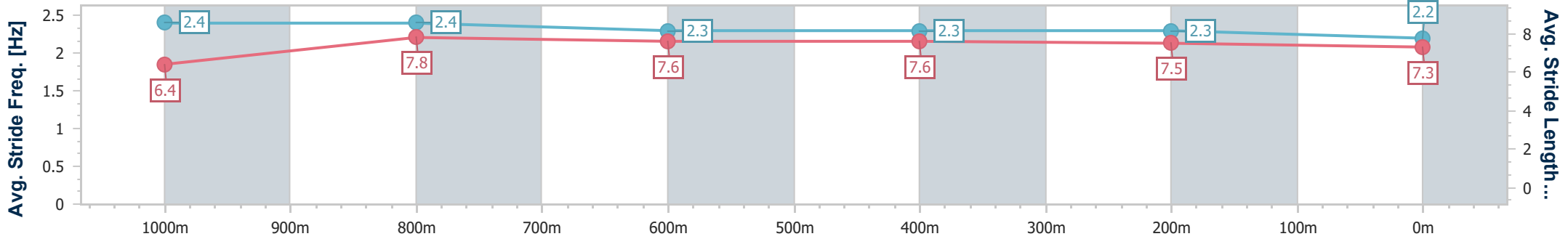
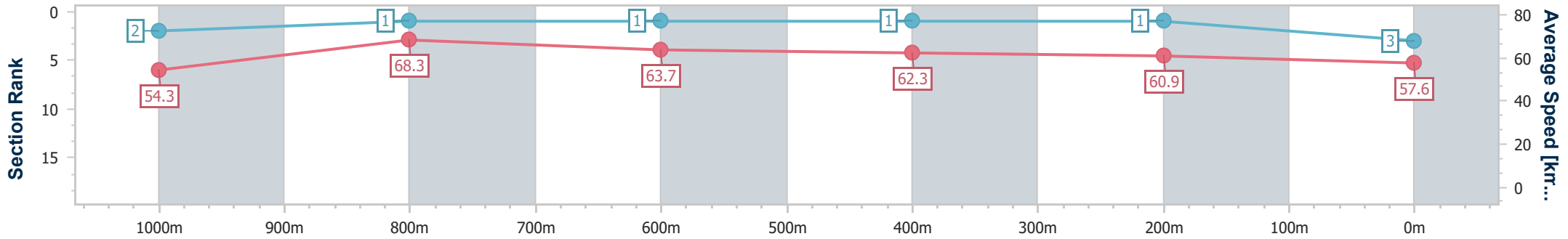


Doomben QLD Professional
Race 4: XXXX Maiden Handicap - 1200m
 26 June 2024 - 13:19
 Track Rating: Soft 5, Weather: Fine, Rail Position: +6m Entire



BRISBANE
RACING CLUB

Section	Overall	1000m	800m	600m	400m	200m
Section Times	1:10.71 [3] (0:13.27)	0:57.44 [2] (0:10.51)	0:46.93 [1] (0:11.21)	0:35.72 [1] (0:11.43)	0:24.29 [1] (0:11.77)	0:12.52 [1] (0:12.52)
Average Speed [km/h]	54.3	68.3	63.7	62.3	60.9	57.6
Top Speed [km/h]	69.6	69.7	65.0	64.0	61.9	60.2
Avg. Dist. to Rail [m]	0.6	1.3	1.4	2.0	1.7	0.7
Avg. Stride Freq. [Hz]	2.4	2.4	2.3	2.3	2.3	2.2
Avg. Stride Length [m]	6.4	7.8	7.6	7.6	7.5	7.3



- [] Ranking at each section and finish
- .-.- No data available at this section
- NA No data available



Horse/Jockey Name	Steel King
Final Rank	4
Fastest Section Time (Section)	0:10.72 (1000m)
Top Speed [km/h] (Section)	68.0 (1000m)
Race State	Finished



Doomben QLD Professional

Race 4: XXXX Maiden Handicap - 1200m

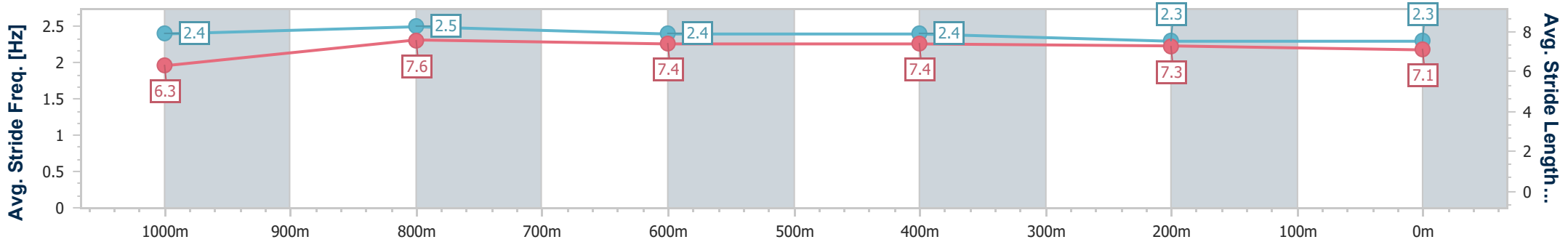
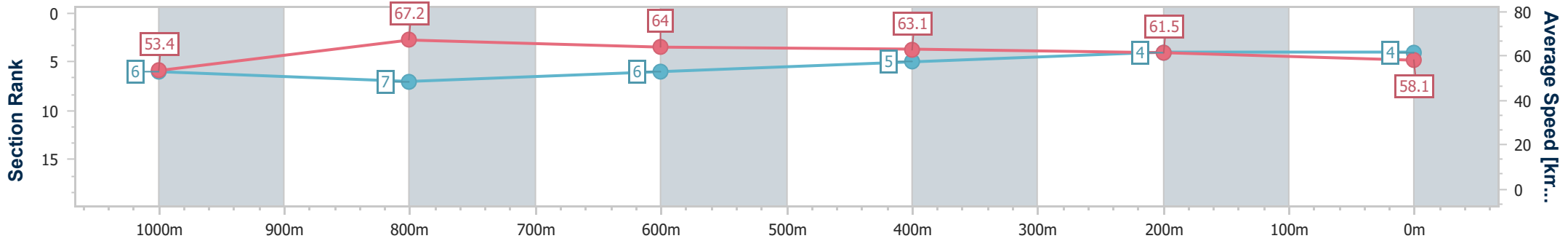
26 June 2024 - 13:19

Track Rating: Soft 5, Weather: Fine, Rail Position: +6m Entire



BRISBANE RACING CLUB

Section	Overall	1000m	800m	600m	400m	200m
Section Times	1:10.98 [4] (0:13.50)	0:57.48 [6] (0:10.72)	0:46.76 [7] (0:11.27)	0:35.49 [6] (0:11.44)	0:24.05 [5] (0:11.65)	0:12.40 [4] (0:12.40)
Average Speed [km/h]	53.4	67.2	64.0	63.1	61.5	58.1
Top Speed [km/h]	67.7	68.0	66.9	65.5	62.4	60.6
Avg. Dist. to Rail [m]	3.9	0.2	1.0	0.9	1.2	1.5
Avg. Stride Freq. [Hz]	2.4	2.5	2.4	2.4	2.3	2.3
Avg. Stride Length [m]	6.3	7.6	7.4	7.4	7.3	7.1



- [] Ranking at each section and finish
- .-.- No data available at this section
- NA No data available



Horse/Jockey Name	Addition
Final Rank	5
Fastest Section Time (Section)	0:10.58 (1000m)
Top Speed [km/h] (Section)	70.2 (1000m)
Race State	Finished



Doomben QLD Professional

Race 4: XXXX Maiden Handicap - 1200m

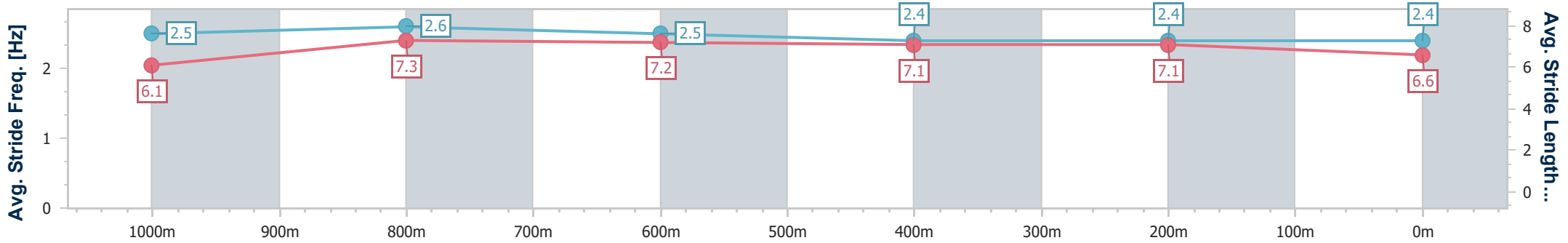
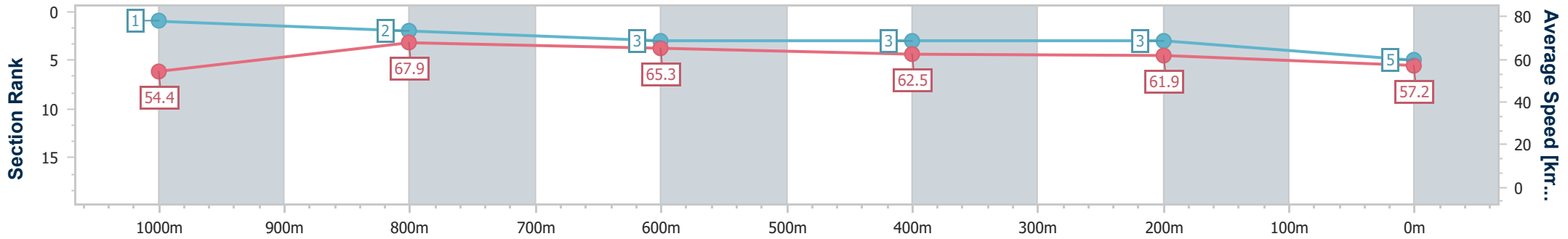
26 June 2024 - 13:19

Track Rating: Soft 5, Weather: Fine, Rail Position: +6m Entire



BRISBANE RACING CLUB

Section	Overall	1000m	800m	600m	400m	200m
Section Times	1:11.17 [5] (0:13.27)	0:57.90 [1] (0:10.58)	0:47.32 [2] (0:11.24)	0:36.08 [3] (0:11.81)	0:24.27 [3] (0:11.66)	0:12.61 [3] (0:12.61)
Average Speed [km/h]	54.4	67.9	65.3	62.5	61.9	57.2
Top Speed [km/h]	69.8	70.2	67.1	64.4	63.8	61.2
Avg. Dist. to Rail [m]	3.9	0.9	3.8	4.6	0.8	1.2
Avg. Stride Freq. [Hz]	2.5	2.6	2.5	2.4	2.4	2.4
Avg. Stride Length [m]	6.1	7.3	7.2	7.1	7.1	6.6



- [] Ranking at each section and finish
- .-.- No data available at this section
- NA No data available



Horse/Jockey Name	Island Lady
Final Rank	6
Fastest Section Time (Section)	0:10.77 (1000m)
Top Speed [km/h] (Section)	68.9 (1000m)
Race State	Finished

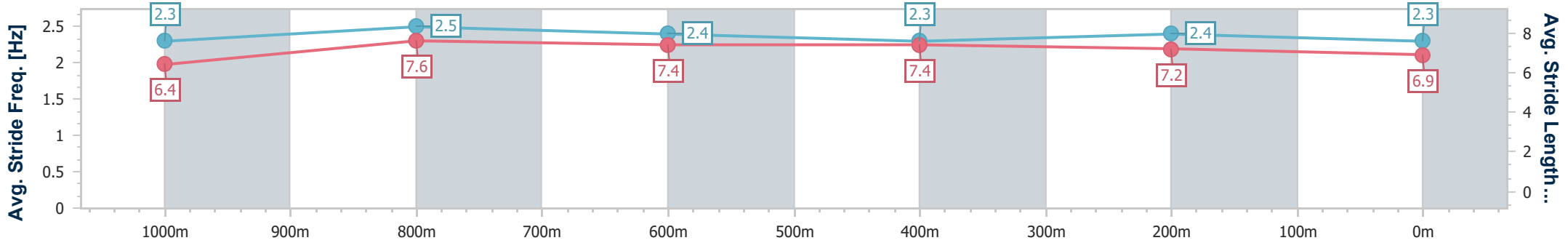
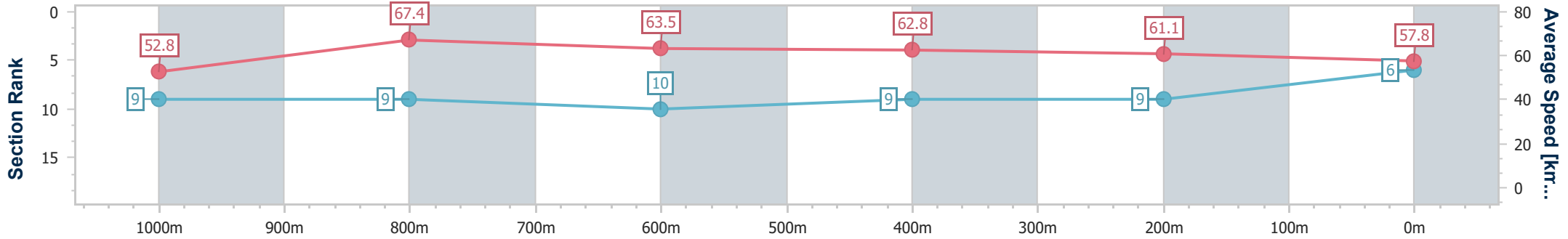


Doomben QLD Professional
Race 4: XXXX Maiden Handicap - 1200m
 26 June 2024 - 13:19
 Track Rating: Soft 5, Weather: Fine, Rail Position: +6m Entire



BRISBANE
RACING CLUB

Section	Overall	1000m	800m	600m	400m	200m
Section Times	1:11.61 [6] (0:13.66)	0:57.95 [9] (0:10.77)	0:47.18 [9] (0:11.48)	0:35.70 [10] (0:11.47)	0:24.23 [9] (0:11.75)	0:12.48 [9] (0:12.48)
Average Speed [km/h]	52.8	67.4	63.5	62.8	61.1	57.8
Top Speed [km/h]	67.5	68.9	66.6	63.8	63.1	60.6
Avg. Dist. to Rail [m]	6.3	2.2	2.4	0.5	2.9	5.3
Avg. Stride Freq. [Hz]	2.3	2.5	2.4	2.3	2.4	2.3
Avg. Stride Length [m]	6.4	7.6	7.4	7.4	7.2	6.9



- [] Ranking at each section and finish
- .-.-.- No data available at this section
- NA No data available



Horse/Jockey Name	Cyberwars
Final Rank	7
Fastest Section Time (Section)	0:10.79 (1000m)
Top Speed [km/h] (Section)	69.6 (Overall)
Race State	Finished

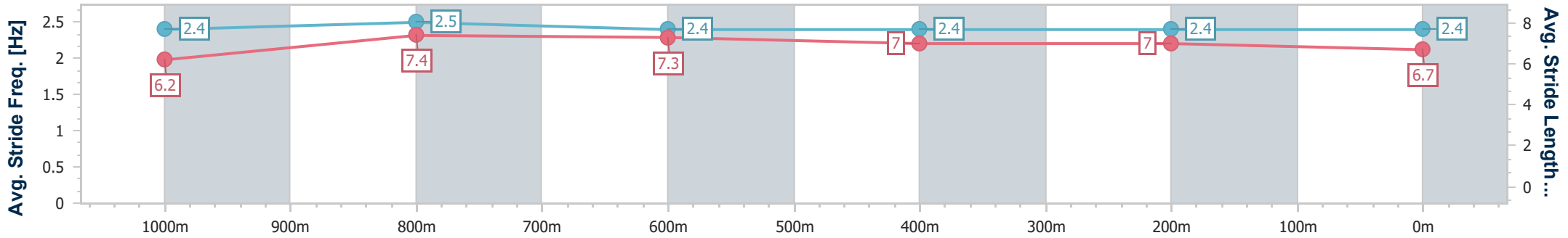
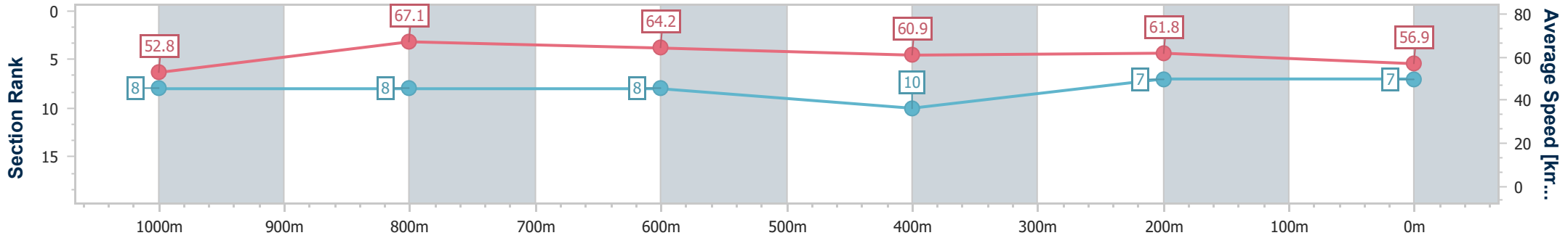


Doomben QLD Professional
Race 4: XXXX Maiden Handicap - 1200m
 26 June 2024 - 13:19
 Track Rating: Soft 5, Weather: Fine, Rail Position: +6m Entire



BRISBANE
RACING CLUB

Section	Overall	1000m	800m	600m	400m	200m
Section Times	1:11.67 [7] (0:13.62)	0:58.05 [8] (0:10.79)	0:47.26 [8] (0:11.23)	0:36.03 [8] (0:11.75)	0:24.28 [10] (0:11.63)	0:12.65 [7] (0:12.65)
Average Speed [km/h]	52.8	67.1	64.2	60.9	61.8	56.9
Top Speed [km/h]	69.6	67.7	65.9	63.8	62.7	60.7
Avg. Dist. to Rail [m]	4.8	1.2	0.4	0.8	0.5	1.3
Avg. Stride Freq. [Hz]	2.4	2.5	2.4	2.4	2.4	2.4
Avg. Stride Length [m]	6.2	7.4	7.3	7.0	7.0	6.7



- [] Ranking at each section and finish
- .-.- No data available at this section
- NA No data available



Horse/Jockey Name	Taking Flight
Final Rank	8
Fastest Section Time (Section)	0:10.58 (1000m)
Top Speed [km/h] (Section)	69.8 (1000m)
Race State	Finished

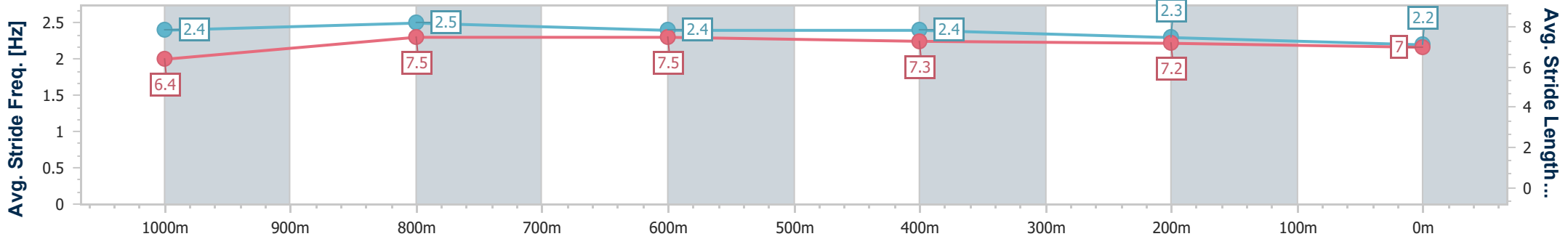
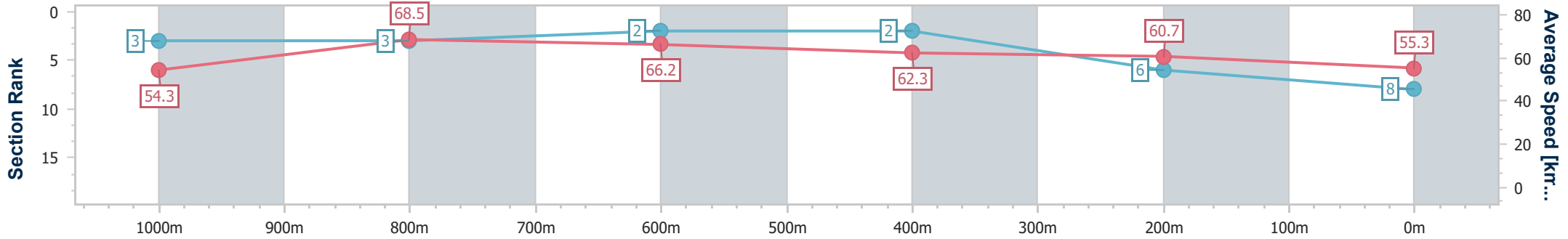


Doomben QLD Professional
Race 4: XXXX Maiden Handicap - 1200m
 26 June 2024 - 13:19
 Track Rating: Soft 5, Weather: Fine, Rail Position: +6m Entire



BRISBANE
RACING CLUB

Section	Overall	1000m	800m	600m	400m	200m
Section Times	1:11.71 [8] (0:13.31)	0:58.40 [3] (0:10.58)	0:47.82 [3] (0:11.10)	0:36.72 [2] (0:11.83)	0:24.89 [2] (0:11.86)	0:13.03 [6] (0:13.03)
Average Speed [km/h]	54.3	68.5	66.2	62.3	60.7	55.3
Top Speed [km/h]	68.2	69.8	68.7	64.3	62.2	58.1
Avg. Dist. to Rail [m]	6.6	3.7	4.1	4.3	1.6	3.4
Avg. Stride Freq. [Hz]	2.4	2.5	2.4	2.4	2.3	2.2
Avg. Stride Length [m]	6.4	7.5	7.5	7.3	7.2	7.0



- [] Ranking at each section and finish
- .-.- No data available at this section
- NA No data available



Horse/Jockey Name	Explosive Dragon
Final Rank	9
Fastest Section Time (Section)	0:10.66 (1000m)
Top Speed [km/h] (Section)	69.9 (1000m)
Race State	Finished

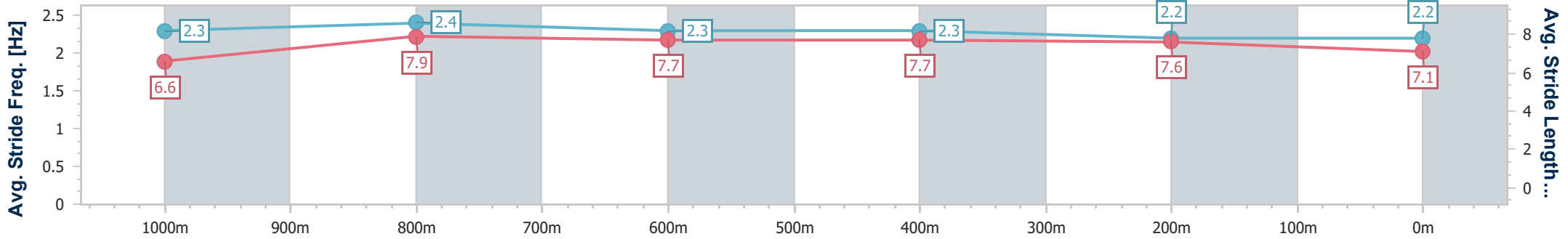
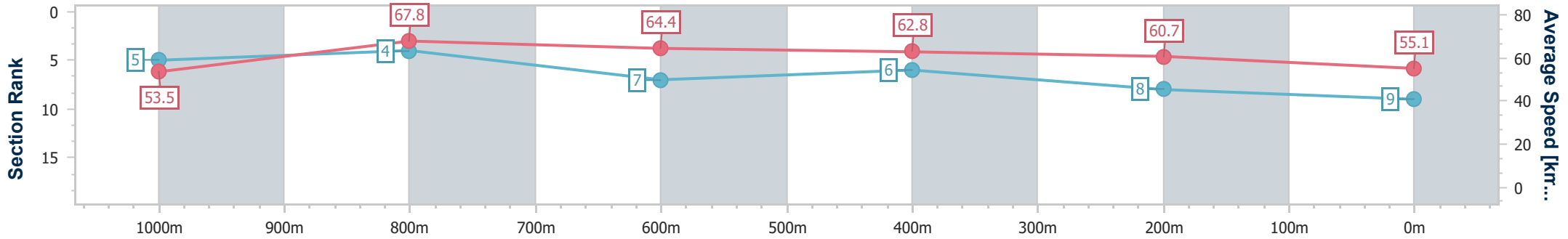


Doomben QLD Professional
Race 4: XXXX Maiden Handicap - 1200m
 26 June 2024 - 13:19
 Track Rating: Soft 5, Weather: Fine, Rail Position: +6m Entire



BRISBANE
RACING CLUB

Section	Overall	1000m	800m	600m	400m	200m
Section Times	1:12.20 [9] (0:13.49)	0:58.71 [5] (0:10.66)	0:48.05 [4] (0:11.45)	0:36.60 [7] (0:11.60)	0:25.00 [6] (0:11.90)	0:13.10 [8]
Average Speed [km/h]	53.5	67.8	64.4	62.8	60.7	55.1
Top Speed [km/h]	67.5	69.9	66.5	64.9	61.4	59.5
Avg. Dist. to Rail [m]	4.8	2.5	4.3	2.8	2.5	4.8
Avg. Stride Freq. [Hz]	2.3	2.4	2.3	2.3	2.2	2.2
Avg. Stride Length [m]	6.6	7.9	7.7	7.7	7.6	7.1



- [] Ranking at each section and finish
- .-.- No data available at this section
- NA No data available



Horse/Jockey Name	Midnight Seas
Final Rank	10
Fastest Section Time (Section)	0:10.64 (1000m)
Top Speed [km/h] (Section)	69.2 (1000m)
Race State	Finished

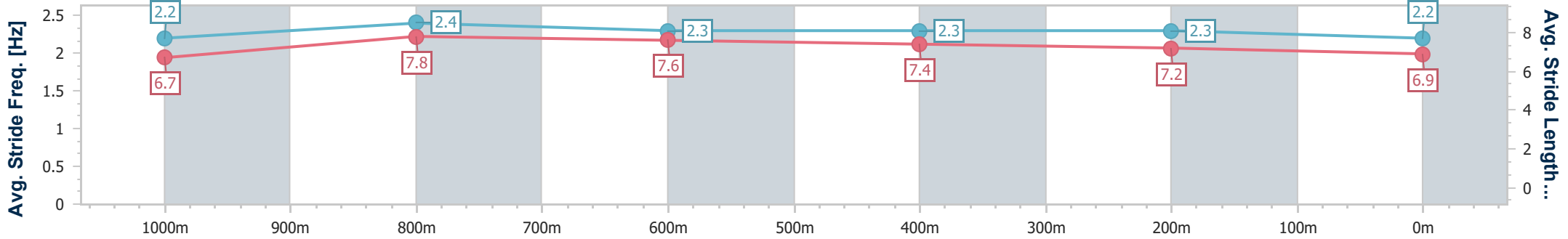
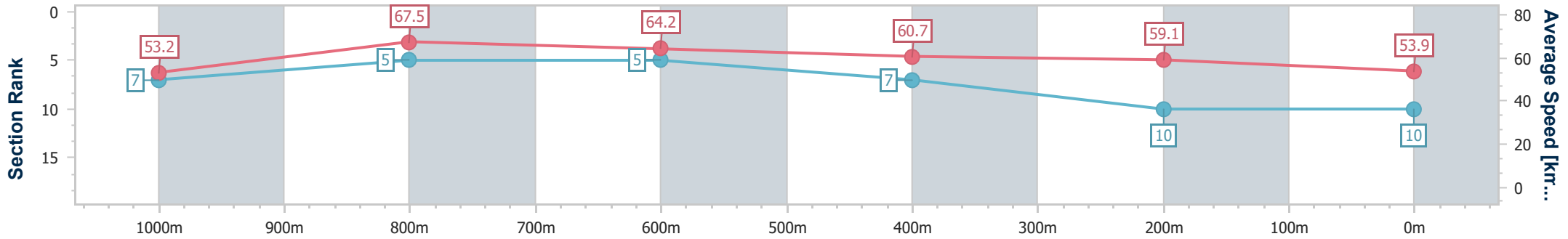


Doomben QLD Professional
Race 4: XXXX Maiden Handicap - 1200m
 26 June 2024 - 13:19
 Track Rating: Soft 5, Weather: Fine, Rail Position: +6m Entire



BRISBANE
RACING CLUB

Section	Overall	1000m	800m	600m	400m	200m
Section Times	1:12.73 [10] (0:13.51)	0:59.22 [7] (0:10.64)	0:48.58 [5] (0:11.27)	0:37.31 [5] (0:11.79)	0:25.52 [7] (0:12.15)	0:13.37 [10] (0:13.37)
Average Speed [km/h]	53.2	67.5	64.2	60.7	59.1	53.9
Top Speed [km/h]	68.2	69.2	66.0	63.3	60.2	57.8
Avg. Dist. to Rail [m]	0.9	0.8	0.5	0.6	1.4	0.6
Avg. Stride Freq. [Hz]	2.2	2.4	2.3	2.3	2.3	2.2
Avg. Stride Length [m]	6.7	7.8	7.6	7.4	7.2	6.9



- [] Ranking at each section and finish
- .-.- No data available at this section
- NA No data available



Horse/Jockey Name	Fit And Proper
Final Rank	11
Fastest Section Time (Section)	0:10.96 (1000m)
Top Speed [km/h] (Section)	66.5 (Overall)
Race State	Finished

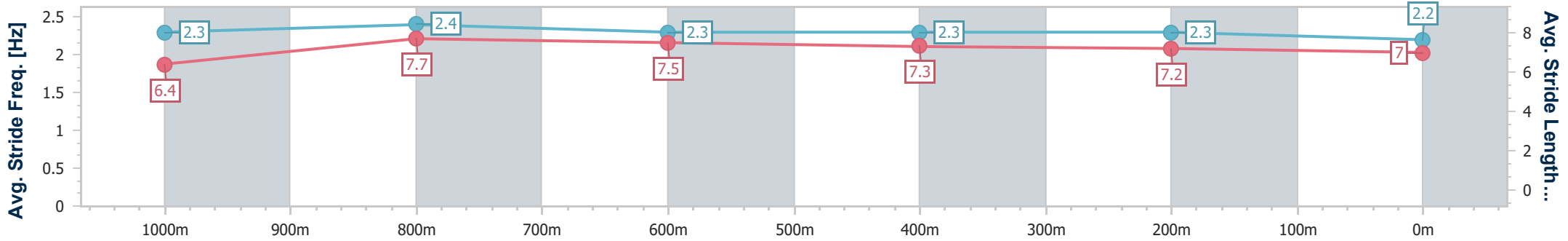
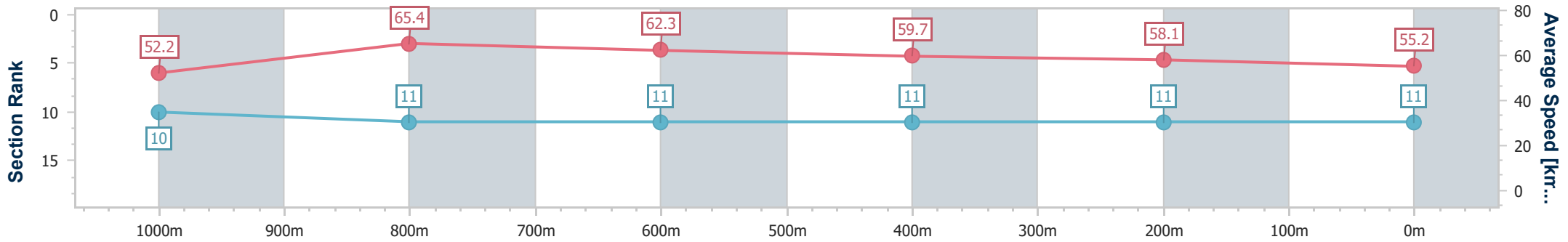


Doomben QLD Professional
Race 4: XXXX Maiden Handicap - 1200m
 26 June 2024 - 13:19
 Track Rating: Soft 5, Weather: Fine, Rail Position: +6m Entire



BRISBANE
RACING CLUB

Section	Overall	1000m	800m	600m	400m	200m
Section Times	1:13.70 [11] (0:13.80)	0:59.90 [10] (0:10.96)	0:48.94 [11] (0:11.49)	0:37.45 [11] (0:12.03)	0:25.42 [11] (0:12.36)	0:13.06 [11] (0:13.06)
Average Speed [km/h]	52.2	65.4	62.3	59.7	58.1	55.2
Top Speed [km/h]	66.5	66.2	63.1	61.1	58.8	58.1
Avg. Dist. to Rail [m]	2.3	0.7	0.7	0.7	0.6	0.8
Avg. Stride Freq. [Hz]	2.3	2.4	2.3	2.3	2.3	2.2
Avg. Stride Length [m]	6.4	7.7	7.5	7.3	7.2	7.0



- [] Ranking at each section and finish
- .-.- No data available at this section
- NA No data available