



Aquis Park Gold Coast Poly QLD Professional

Race 7: THE ALCHEMY ASIA BENCHMARK 60 Handicap - 1900m

29 June 2024 - 16:17



Track Rating: Synthetic, Weather: Fine, Rail Position: True

Section		Overall	1800m	1600m	1400m	1200m	1000m	800m	Last 600m				
Field Times		1:55.59 (0:08.12)	1:47.47 (0:11.11)	1:36.36 (0:11.76)	1:24.60 (0:12.53)	1:12.07 (0:11.93)	1:00.14 (0:11.55)	0:48.59 (0:11.73)	0:36.86				
Rank	TAB Horse/Jockey	Barrier	Top Speed [km/h]	Fastest Section									Distance Travelled [m]
1	12 TORQUE LEICA STAR Cody Collis	16	64.4 800m	0:08.88 Overall	1:55.59 [1] (0:08.88)	1:46.71 [11] (0:11.90)	1:34.81 [12] (0:11.85)	1:22.96 [12] (0:12.05)	1:10.91 [12] (0:12.15)	0:58.76 [12] (0:11.56)	0:47.20 [12] (0:11.38)	0:35.82	
2	2 AIDEN Paul Hammersley	1	64.9 1800m	0:08.12 Overall	1:55.63 [2] (0:08.12)	1:47.51 [1] (0:11.23)	1:36.28 [2] (0:11.80)	1:24.48 [2] (0:12.44)	1:12.04 [3] (0:11.89)	1:00.15 [2] (0:11.61)	0:48.54 [3] (0:11.65)	0:36.89	+1
3	3 HULKAMANIA Taylor Marshall	5	68.0 1800m	0:08.15 Overall	1:55.72 [3] (0:08.15)	1:47.57 [3] (0:11.26)	1:36.31 [3] (0:12.07)	1:24.24 [4] (0:12.42)	1:11.82 [5] (0:11.95)	0:59.87 [6] (0:11.56)	0:48.31 [6] (0:11.60)	0:36.71	+4
4	6 IMEZAANKI Scott Galloway	17	65.1 1800m	0:08.69 Overall	1:55.74 [4] (0:08.69)	1:47.05 [10] (0:11.52)	1:35.53 [10] (0:11.86)	1:23.67 [10] (0:12.25)	1:11.42 [10] (0:12.11)	0:59.31 [10] (0:11.45)	0:47.86 [10] (0:11.48)	0:36.38	+2
5	9 IRENE'S BEST Jai Williams	11	64.9 1800m	0:08.45 Overall	1:55.83 [5] (0:08.45)	1:47.38 [7] (0:11.47)	1:35.91 [7] (0:11.83)	1:24.08 [7] (0:12.40)	1:11.68 [8] (0:11.95)	0:59.73 [8] (0:11.59)	0:48.14 [8] (0:11.48)	0:36.66	+4
6	13 BLUE AS BLUE Michael Cahill	4	64.7 1800m	0:08.26 Overall	1:55.92 [6] (0:08.26)	1:47.66 [5] (0:11.49)	1:36.17 [5] (0:11.76)	1:24.41 [5] (0:12.19)	1:12.22 [4] (0:12.01)	1:00.21 [5] (0:11.58)	0:48.63 [5] (0:11.68)	0:36.95	+1
7	14 DON QUIXOTE Noel Callow	19	64.8 800m	0:08.59 Overall	1:56.03 [7] (0:08.59)	1:47.44 [9] (0:11.59)	1:35.85 [9] (0:11.85)	1:24.00 [9] (0:12.28)	1:11.72 [9] (0:12.13)	0:59.59 [11] (0:11.53)	0:48.06 [11] (0:11.41)	0:36.65	+9
8	8 VON BEE Matthew Bennett	12	65.0 1800m	0:09.03 Overall	1:56.57 [8] (0:09.03)	1:47.54 [12] (0:11.46)	1:36.08 [11] (0:11.81)	1:24.27 [11] (0:12.15)	1:12.12 [11] (0:11.80)	1:00.32 [9] (0:11.49)	0:48.83 [9] (0:11.42)	0:37.41	+6
9	5 NO MORE RED Danny Peisley	14	64.4 1800m	0:08.14 Overall	1:57.00 [9] (0:08.14)	1:48.86 [2] (0:11.57)	1:37.29 [4] (0:11.92)	1:25.37 [6] (0:12.27)	1:13.10 [6] (0:11.62)	1:01.48 [4] (0:11.48)	0:50.00 [1] (0:11.73)	0:38.27	+4
10	1 RUMEUR Casey Waddell	13	66.1 1800m	0:08.43 Overall	1:57.70 [10] (0:08.43)	1:49.27 [6] (0:11.48)	1:37.79 [6] (0:11.53)	1:26.26 [3] (0:12.08)	1:14.18 [1] (0:11.97)	1:02.21 [3] (0:11.63)	0:50.58 [4] (0:11.63)	0:38.95	+13

Scratched: Bump'n'run (#20), Matsuyama (#18), Tuqiri (#11), Punjabi Landing (#10), Drake Passage (#17), Robe Raider (#19), Elle Magic (#16), Word From Above (#4)



Aquis Park Gold Coast Poly QLD Professional
Race 7: THE ALCHEMY ASIA BENCHMARK 60 Handicap - 1900m
29 June 2024 - 16:17



Track Rating: Synthetic, Weather: Fine, Rail Position: True

Section		Overall	1800m	1600m	1400m	1200m	1000m	800m	Last 600m					
Field Times		1:55.59 (0:08.12)	1:47.47 (0:11.11)	1:36.36 (0:11.76)	1:24.60 (0:12.53)	1:12.07 (0:11.93)	1:00.14 (0:11.55)	0:48.59 (0:11.73)	0:36.86					
Rank	TAB Horse/Jockey	Barrier	Top Speed [km/h]	Fastest Section										Distance Travelled [m]
11	15 SHOPPING WISE Yvette Lewis	8	65.2 1800m	0:08.56 Overall	1:57.72 [11] (0:08.56)	1:49.16 [8] (0:11.42)	1:37.74 [8] (0:11.81)	1:25.93 [8] (0:12.23)	1:13.70 [7] (0:12.06)	1:01.64 [7] (0:11.59)	0:50.05 [7] (0:11.56)	0:38.49	-6	
12	7 LADY TOWNSON Amy Graham	3	67.3 1800m	0:08.26 Overall	1:58.27 [12] (0:08.26)	1:50.01 [4] (0:10.97)	1:39.04 [1] (0:11.76)	1:27.28 [1] (0:12.53)	1:14.75 [2] (0:11.93)	1:02.82 [1] (0:11.60)	0:51.22 [2] (0:11.73)	0:39.49	+1	

Scratched: Bump'n'run (#20), Matsuyama (#18), Tuqiri (#11), Punjabi Landing (#10), Drake Passage (#17), Robe Raider (#19), Elle Magic (#16), Word From Above (#4)

- [] Ranking at each section and finish
- :--:- No data available at this section
- NA No data available
- SCN Saddle cloth number
- DNF Did not finish
- DNT Did not track



Aquis Park Gold Coast Poly QLD Professional

Race 7: THE ALCHEMY ASIA BENCHMARK 60 Handicap - 1900m



29 June 2024 - 16:17

Track Rating: Synthetic, Weather: Fine, Rail Position: True

Section					600m	400m	200m				
Field Times					0:36.86 (0:11.97)	0:24.89 (0:12.48)	0:12.41 (0:12.41)	Last 600m 0:36.86			
Rank	TAB	Horse/Jockey	Barrier	Top Speed [km/h]	Fastest Section	Margin			Distance Travelled [m]		
1	12	TORQUE LEICA STAR Cody Collis	16	64.4 800m	0:08.88 Overall	0:35.82 [12] (0:11.63)	0:24.19 [12] (0:12.27)	0:11.92 [6] (0:11.92)	1:55.59	0:35.82	
2	2	AIDEN Paul Hammersley	1	64.9 1800m	0:08.12 Overall	0:36.89 [2] (0:11.96)	0:24.93 [1] (0:12.48)	0:12.45 [1] (0:12.45)	0.2L	0:36.89	+1
3	3	HULKAMANIA Taylor Marshall	5	68.0 1800m	0:08.15 Overall	0:36.71 [6] (0:11.99)	0:24.72 [4] (0:12.40)	0:12.32 [2] (0:12.32)	0.7L	0:36.71	+4
4	6	IMEZAAKI Scott Galloway	17	65.1 1800m	0:08.69 Overall	0:36.38 [10] (0:11.98)	0:24.40 [11] (0:12.36)	0:12.04 [7] (0:12.04)	0.9L	0:36.38	+2
5	9	IRENE'S BEST Jai Williams	11	64.9 1800m	0:08.45 Overall	0:36.66 [8] (0:12.02)	0:24.64 [7] (0:12.32)	0:12.32 [4] (0:12.32)	1.4L	0:36.66	+4
6	13	BLUE AS BLUE Michael Cahill	4	64.7 1800m	0:08.26 Overall	0:36.95 [5] (0:12.11)	0:24.84 [5] (0:12.49)	0:12.35 [5] (0:12.35)	1.8L	0:36.95	+1
7	14	DON QUIXOTE Noel Callow	19	64.8 800m	0:08.59 Overall	0:36.65 [11] (0:11.83)	0:24.82 [9] (0:12.27)	0:12.55 [3] (0:12.55)	2.3L	0:36.65	+9
8	8	VON BEE Matthew Bennett	12	65.0 1800m	0:09.03 Overall	0:37.41 [7] (0:12.03)	0:25.38 [8] (0:12.52)	0:12.86 [8] (0:12.86)	5.3L	0:37.41	+6
9	5	NO MORE RED Danny Peisley	14	64.4 1800m	0:08.14 Overall	0:38.27 [1] (0:12.22)	0:26.05 [2] (0:12.83)	0:13.22 [9] (0:13.22)	7.8L	0:38.27	+4
10	1	RUMEUR Casey Waddell	13	66.1 1800m	0:08.43 Overall	0:38.95 [3] (0:12.20)	0:26.75 [3] (0:12.90)	0:13.85 [10] (0:13.85)	11.8L	0:38.95	+13

Scratched: Bump'n'run (#20), Matsuyama (#18), Tuqiri (#11), Punjabi Landing (#10), Drake Passage (#17), Robe Raider (#19), Elle Magic (#16), Word From Above (#4)

[] Ranking at each section and finish
 -:-:- No data available at this section
 NA No data available

SCN Saddle cloth number
 DNF Did not finish
 DNT Did not track



Aquis Park Gold Coast Poly QLD Professional
Race 7: THE ALCHEMY ASIA BENCHMARK 60 Handicap - 1900m
29 June 2024 - 16:17



Track Rating: Synthetic, Weather: Fine, Rail Position: True

Section		600m	400m	200m				Last 600m		
Field Times		0:36.86 (0:11.97)	0:24.89 (0:12.48)	0:12.41 (0:12.41)				0:36.86		
Rank	TAB Horse/Jockey	Barrier	Top Speed [km/h]	Fastest Section	Margin			Distance Travelled [m]		
11	15 SHOPPING WISE Yvette Lewis	8	65.2 1800m	0:08.56 Overall	0:38.49 [9] (0:12.07)	0:26.42 [10] (0:12.70)	0:13.72 [11] (0:13.72)	12L	0:38.49	-6
12	7 LADY TOWNSON Amy Graham	3	67.3 1800m	0:08.26 Overall	0:39.49 [4] (0:12.34)	0:27.15 [6] (0:13.18)	0:13.97 [12] (0:13.97)	15L	0:39.49	+1

Scratched: Bump'n'run (#20), Matsuyama (#18), Tuqiri (#11), Punjabi Landing (#10), Drake Passage (#17), Robe Raider (#19), Elle Magic (#16), Word From Above (#4)

- [] Ranking at each section and finish
- :--:- No data available at this section
- NA No data available
- SCN Saddle cloth number
- DNF Did not finish
- DNT Did not track



Horse/Jockey Name	Torque Leica Star
Final Rank	1
Fastest Section Time (Section)	0:08.88 (Overall)
Top Speed [km/h] (Section)	64.4 (800m)
Race State	Finished



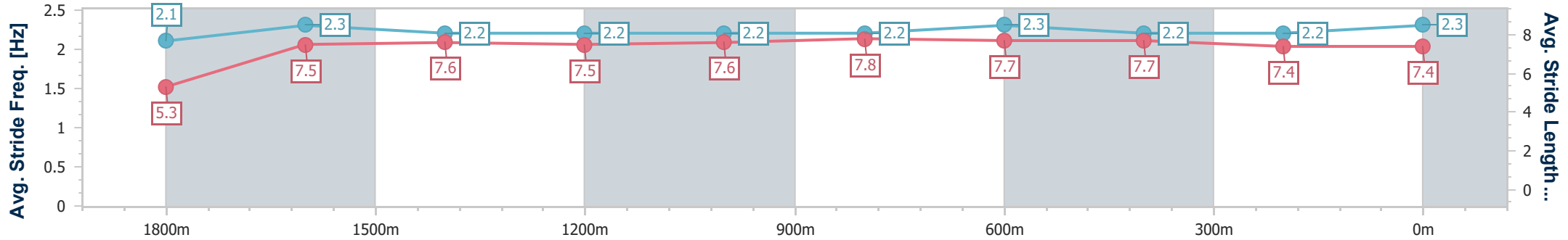
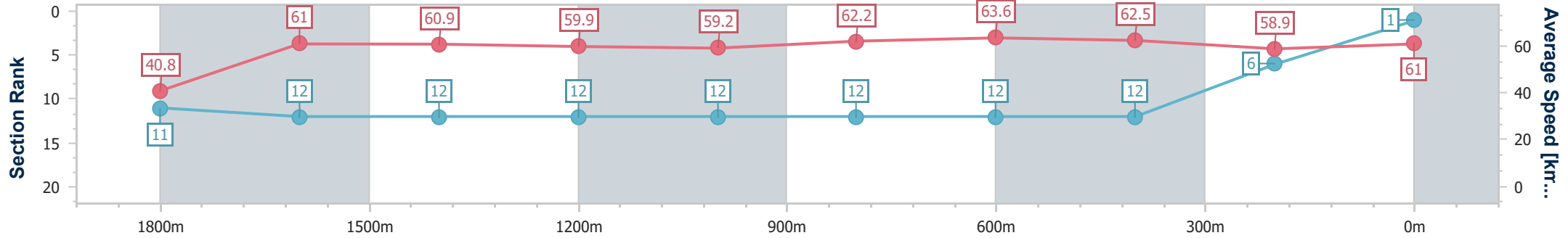
Aquis Park Gold Coast Poly QLD Professional
Race 7: THE ALCHEMY ASIA BENCHMARK 60 Handicap - 1900m



29 June 2024 - 16:17

Track Rating: Synthetic, Weather: Fine, Rail Position: True

Section	Overall	1800m	1600m	1400m	1200m	1000m	800m	600m	400m	200m
Section Times	1:55.59 [1] (0:08.88)	1:46.71 [11] (0:11.90)	1:34.81 [12] (0:11.85)	1:22.96 [12] (0:12.05)	1:10.91 [12] (0:12.15)	0:58.76 [12] (0:11.56)	0:47.20 [12] (0:11.38)	0:35.82 [12] (0:11.63)	0:24.19 [12] (0:12.27)	0:11.92 [6] (0:11.92)
Average Speed [km/h]	40.8	61.0	60.9	59.9	59.2	62.2	63.6	62.5	58.9	61.0
Top Speed [km/h]	58.7	62.8	62.7	60.7	60.5	64.1	64.4	64.0	60.5	61.1
Avg. Dist. to Rail [m]	6.1	2.9	1.1	0.2	0.2	0.2	1.3	1.9	1.8	0.9
Avg. Stride Freq. [Hz]	2.1	2.3	2.2	2.2	2.2	2.2	2.3	2.2	2.2	2.3
Avg. Stride Length [m]	5.3	7.5	7.6	7.5	7.6	7.8	7.7	7.7	7.4	7.4



- [] Ranking at each section and finish
- .-.- No data available at this section
- NA No data available



Horse/Jockey Name	Aiden
Final Rank	2
Fastest Section Time (Section)	0:08.12 (Overall)
Top Speed [km/h] (Section)	64.9 (1800m)
Race State	Finished



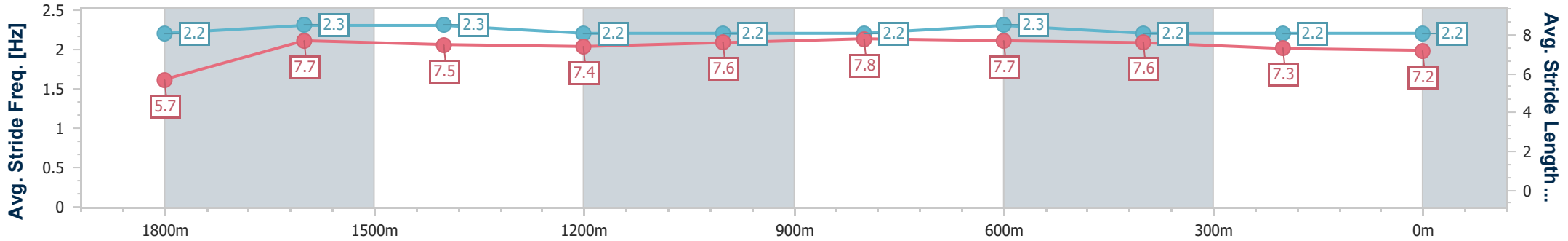
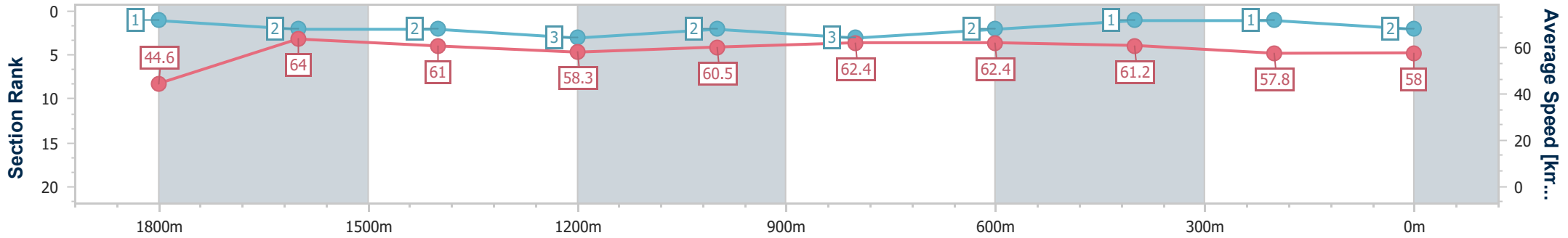
Aquis Park Gold Coast Poly QLD Professional
Race 7: THE ALCHEMY ASIA BENCHMARK 60 Handicap - 1900m



29 June 2024 - 16:17

Track Rating: Synthetic, Weather: Fine, Rail Position: True

Section	Overall	1800m	1600m	1400m	1200m	1000m	800m	600m	400m	200m
Section Times	1:55.63 [2] (0:08.12)	1:47.51 [1] (0:11.23)	1:36.28 [2] (0:11.80)	1:24.48 [2] (0:12.44)	1:12.04 [3] (0:11.89)	1:00.15 [2] (0:11.61)	0:48.54 [3] (0:11.65)	0:36.89 [2] (0:11.96)	0:24.93 [1] (0:12.48)	0:12.45 [1] (0:12.45)
Average Speed [km/h]	44.6	64.0	61.0	58.3	60.5	62.4	62.4	61.2	57.8	58.0
Top Speed [km/h]	61.5	64.9	64.0	60.0	61.8	62.6	63.1	62.9	58.7	58.1
Avg. Dist. to Rail [m]	0.4	0.2	1.1	1.1	1.3	1.4	2.2	3.1	1.9	2.7
Avg. Stride Freq. [Hz]	2.2	2.3	2.3	2.2	2.2	2.2	2.3	2.2	2.2	2.2
Avg. Stride Length [m]	5.7	7.7	7.5	7.4	7.6	7.8	7.7	7.6	7.3	7.2



- [] Ranking at each section and finish
- .-.- No data available at this section
- NA No data available



Horse/Jockey Name	Hulkamania
Final Rank	3
Fastest Section Time (Section)	0:08.15 (Overall)
Top Speed [km/h] (Section)	68.0 (1800m)
Race State	Finished



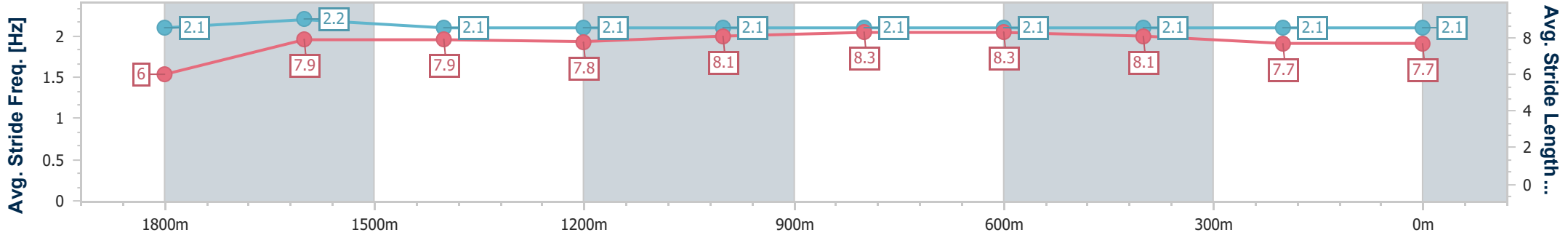
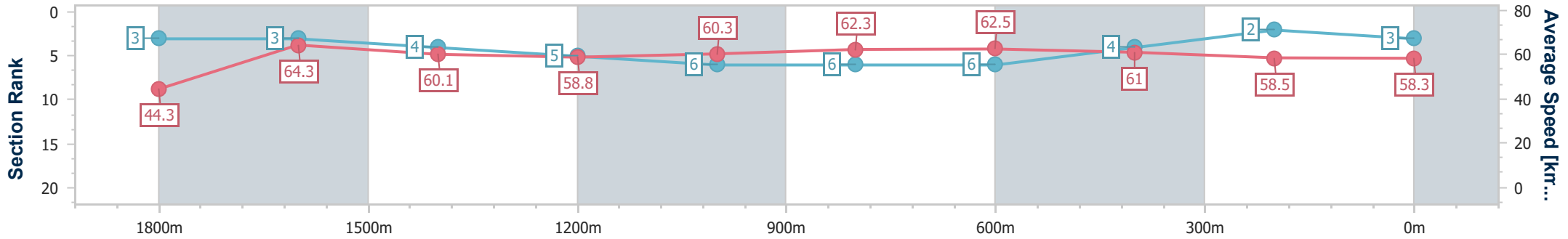
Aquis Park Gold Coast Poly QLD Professional
Race 7: THE ALCHEMY ASIA BENCHMARK 60 Handicap - 1900m



29 June 2024 - 16:17

Track Rating: Synthetic, Weather: Fine, Rail Position: True

Section	Overall	1800m	1600m	1400m	1200m	1000m	800m	600m	400m	200m
Section Times	1:55.72 [3] (0:08.15)	1:47.57 [3] (0:11.26)	1:36.31 [3] (0:12.07)	1:24.24 [4] (0:12.42)	1:11.82 [5] (0:11.95)	0:59.87 [6] (0:11.56)	0:48.31 [6] (0:11.60)	0:36.71 [6] (0:11.99)	0:24.72 [4] (0:12.40)	0:12.32 [2] (0:12.32)
Average Speed [km/h]	44.3	64.3	60.1	58.8	60.3	62.3	62.5	61.0	58.5	58.3
Top Speed [km/h]	61.4	68.0	60.9	60.2	61.1	63.2	62.7	62.4	59.2	60.4
Avg. Dist. to Rail [m]	3.4	2.6	2.6	1.6	1.2	0.7	1.3	2.9	3.9	4.5
Avg. Stride Freq. [Hz]	2.1	2.2	2.1	2.1	2.1	2.1	2.1	2.1	2.1	2.1
Avg. Stride Length [m]	6.0	7.9	7.9	7.8	8.1	8.3	8.3	8.1	7.7	7.7



- [] Ranking at each section and finish
- .-.- No data available at this section
- NA No data available



Horse/Jockey Name	Imezaaki
Final Rank	4
Fastest Section Time (Section)	0:08.69 (Overall)
Top Speed [km/h] (Section)	65.1 (1800m)
Race State	Finished



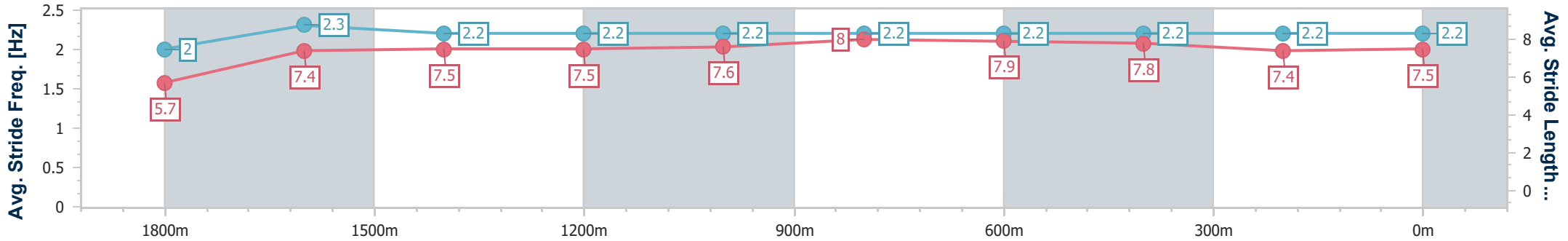
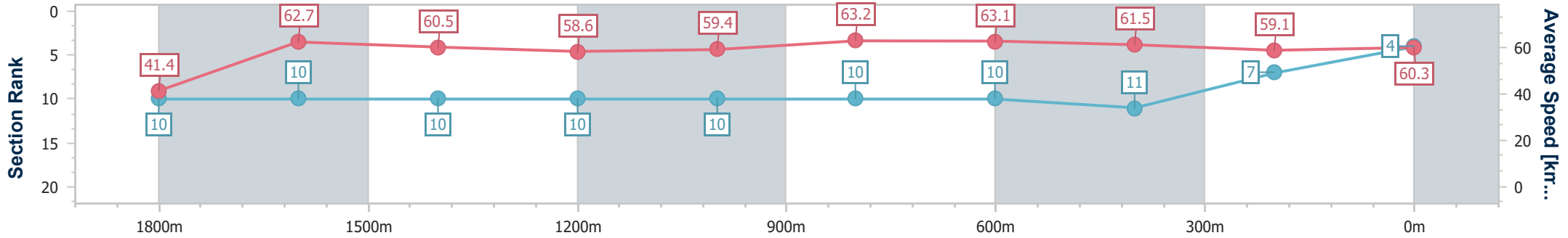
Aquis Park Gold Coast Poly QLD Professional
Race 7: THE ALCHEMY ASIA BENCHMARK 60 Handicap - 1900m



29 June 2024 - 16:17

Track Rating: Synthetic, Weather: Fine, Rail Position: True

Section	Overall	1800m	1600m	1400m	1200m	1000m	800m	600m	400m	200m
Section Times	1:55.74 [4] (0:08.69)	1:47.05 [10] (0:11.52)	1:35.53 [10] (0:11.86)	1:23.67 [10] (0:12.25)	1:11.42 [10] (0:12.11)	0:59.31 [10] (0:11.45)	0:47.86 [10] (0:11.48)	0:36.38 [10] (0:11.98)	0:24.40 [11] (0:12.36)	0:12.04 [7] (0:12.04)
Average Speed [km/h]	41.4	62.7	60.5	58.6	59.4	63.2	63.1	61.5	59.1	60.3
Top Speed [km/h]	58.7	65.1	62.1	59.7	60.8	64.8	64.6	63.4	60.4	60.3
Avg. Dist. to Rail [m]	7.4	1.4	0.3	0.2	0.3	0.4	1.7	3.9	8.0	8.3
Avg. Stride Freq. [Hz]	2.0	2.3	2.2	2.2	2.2	2.2	2.2	2.2	2.2	2.2
Avg. Stride Length [m]	5.7	7.4	7.5	7.5	7.6	8.0	7.9	7.8	7.4	7.5



- [] Ranking at each section and finish
- .-.- No data available at this section
- NA No data available



Horse/Jockey Name	Irene's Best
Final Rank	5
Fastest Section Time (Section)	0:08.45 (Overall)
Top Speed [km/h] (Section)	64.9 (1800m)
Race State	Finished



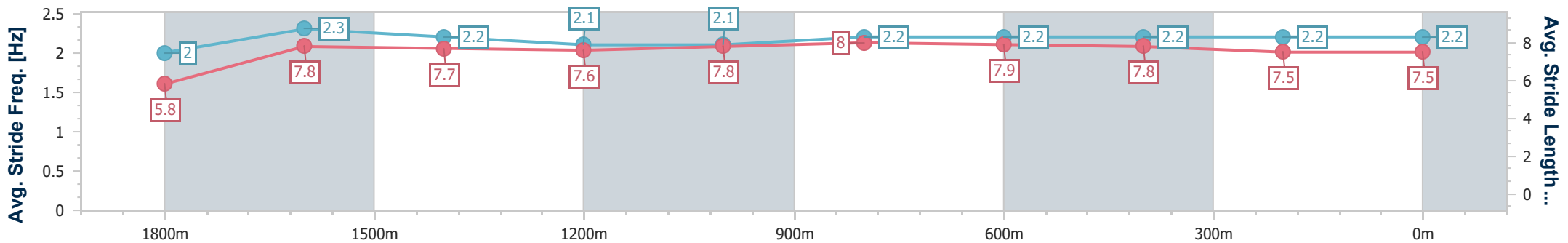
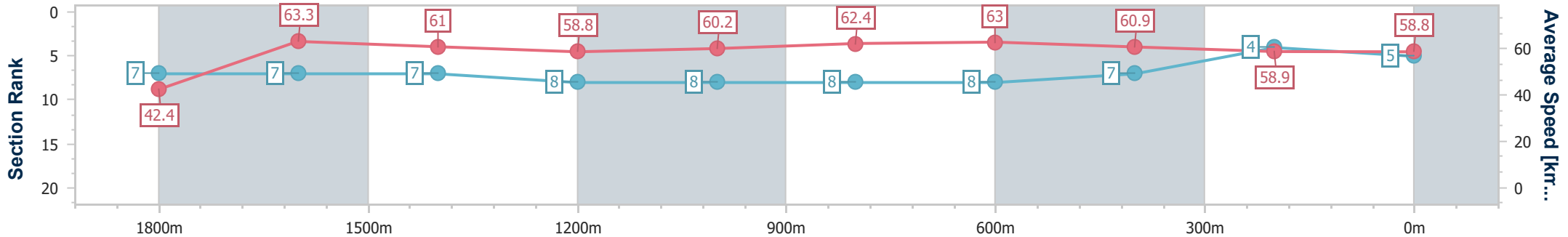
Aquis Park Gold Coast Poly QLD Professional
Race 7: THE ALCHEMY ASIA BENCHMARK 60 Handicap - 1900m



29 June 2024 - 16:17

Track Rating: Synthetic, Weather: Fine, Rail Position: True

Section	Overall	1800m	1600m	1400m	1200m	1000m	800m	600m	400m	200m
Section Times	1:55.83 [5] (0:08.45)	1:47.38 [7] (0:11.47)	1:35.91 [7] (0:11.83)	1:24.08 [7] (0:12.40)	1:11.68 [8] (0:11.95)	0:59.73 [8] (0:11.59)	0:48.14 [8] (0:11.48)	0:36.66 [8] (0:12.02)	0:24.64 [7] (0:12.32)	0:12.32 [4] (0:12.32)
Average Speed [km/h]	42.4	63.3	61.0	58.8	60.2	62.4	63.0	60.9	58.9	58.8
Top Speed [km/h]	58.5	64.9	62.3	60.0	61.4	63.7	63.9	61.9	59.6	59.0
Avg. Dist. to Rail [m]	4.5	2.1	1.7	1.2	1.3	1.2	1.8	2.6	4.7	5.7
Avg. Stride Freq. [Hz]	2.0	2.3	2.2	2.1	2.1	2.2	2.2	2.2	2.2	2.2
Avg. Stride Length [m]	5.8	7.8	7.7	7.6	7.8	8.0	7.9	7.8	7.5	7.5



- [] Ranking at each section and finish
- .-.- No data available at this section
- NA No data available



Horse/Jockey Name	Blue As Blue
Final Rank	6
Fastest Section Time (Section)	0:08.26 (Overall)
Top Speed [km/h] (Section)	64.7 (1800m)
Race State	Finished



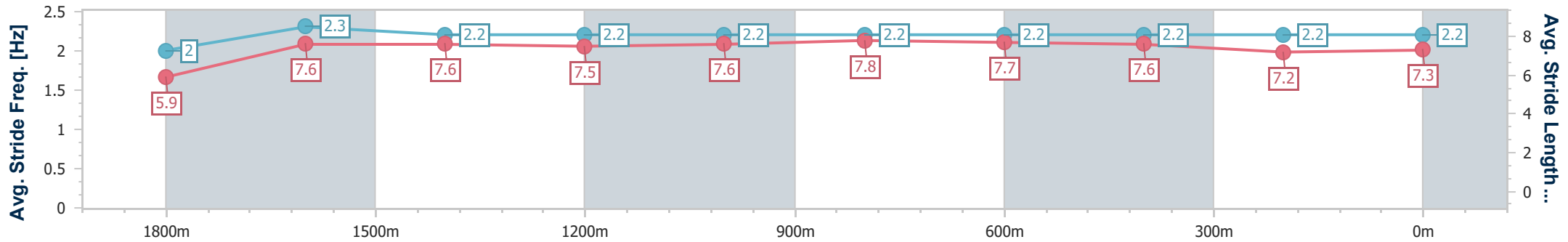
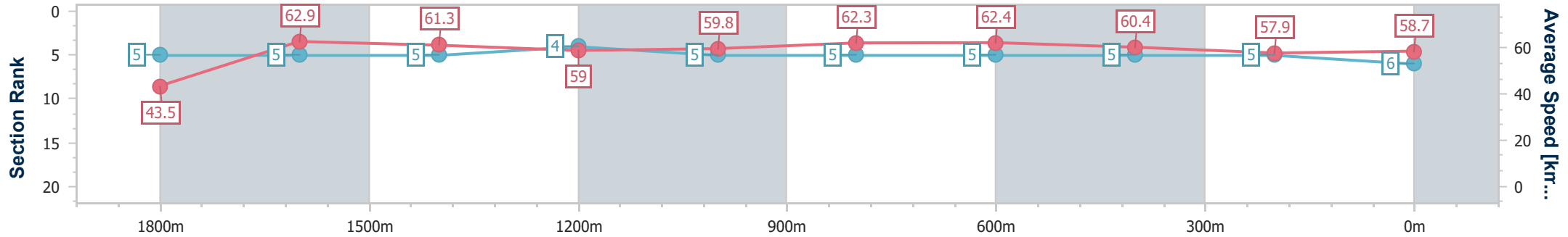
Aquis Park Gold Coast Poly QLD Professional
Race 7: THE ALCHEMY ASIA BENCHMARK 60 Handicap - 1900m



29 June 2024 - 16:17

Track Rating: Synthetic, Weather: Fine, Rail Position: True

Section	Overall	1800m	1600m	1400m	1200m	1000m	800m	600m	400m	200m
Section Times	1:55.92 [6] (0:08.26)	1:47.66 [5] (0:11.49)	1:36.17 [5] (0:11.76)	1:24.41 [5] (0:12.19)	1:12.22 [4] (0:12.01)	1:00.21 [5] (0:11.58)	0:48.63 [5] (0:11.68)	0:36.95 [5] (0:12.11)	0:24.84 [5] (0:12.49)	0:12.35 [5] (0:12.35)
Average Speed [km/h]	43.5	62.9	61.3	59.0	59.8	62.3	62.4	60.4	57.9	58.7
Top Speed [km/h]	60.2	64.7	63.0	60.3	61.2	63.2	63.0	62.4	58.7	59.2
Avg. Dist. to Rail [m]	1.8	1.3	0.3	0.2	0.6	0.9	2.1	2.9	3.0	2.1
Avg. Stride Freq. [Hz]	2.0	2.3	2.2	2.2	2.2	2.2	2.2	2.2	2.2	2.2
Avg. Stride Length [m]	5.9	7.6	7.6	7.5	7.6	7.8	7.7	7.6	7.2	7.3



- [] Ranking at each section and finish
- .-.- No data available at this section
- NA No data available



Horse/Jockey Name	Don Quixote
Final Rank	7
Fastest Section Time (Section)	0:08.59 (Overall)
Top Speed [km/h] (Section)	64.8 (800m)
Race State	Finished



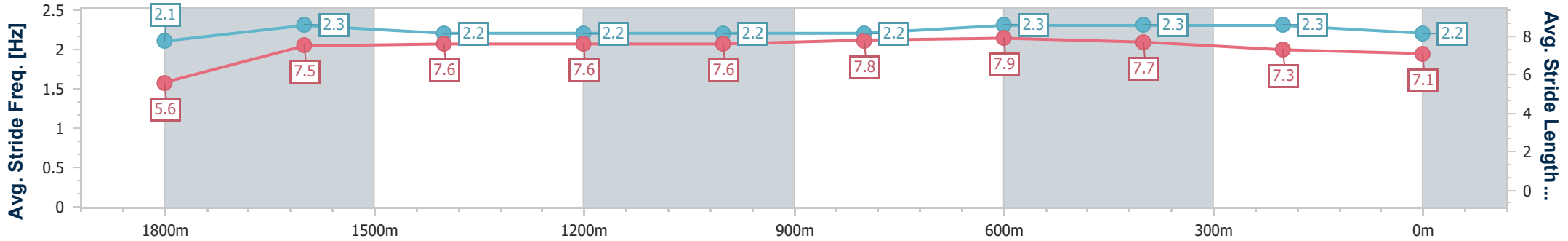
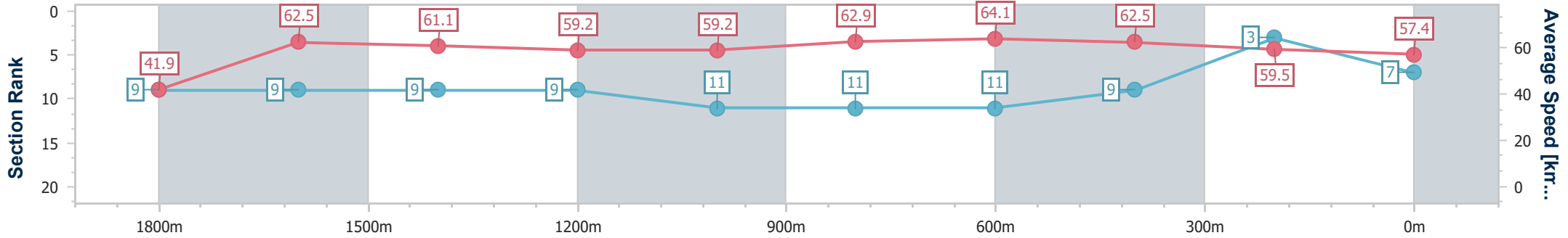
Aquis Park Gold Coast Poly QLD Professional
Race 7: THE ALCHEMY ASIA BENCHMARK 60 Handicap - 1900m



29 June 2024 - 16:17

Track Rating: Synthetic, Weather: Fine, Rail Position: True

Section	Overall	1800m	1600m	1400m	1200m	1000m	800m	600m	400m	200m
Section Times	1:56.03 [7] (0:08.59)	1:47.44 [9] (0:11.59)	1:35.85 [9] (0:11.85)	1:24.00 [9] (0:12.28)	1:11.72 [9] (0:12.13)	0:59.59 [11] (0:11.53)	0:48.06 [11] (0:11.41)	0:36.65 [11] (0:11.83)	0:24.82 [9] (0:12.27)	0:12.55 [3] (0:12.55)
Average Speed [km/h]	41.9	62.5	61.1	59.2	59.2	62.9	64.1	62.5	59.5	57.4
Top Speed [km/h]	57.8	64.3	62.3	60.7	60.5	64.7	64.8	64.3	60.0	59.2
Avg. Dist. to Rail [m]	9.0	3.1	1.5	1.1	1.6	1.9	3.2	5.0	8.2	8.3
Avg. Stride Freq. [Hz]	2.1	2.3	2.2	2.2	2.2	2.2	2.3	2.3	2.3	2.2
Avg. Stride Length [m]	5.6	7.5	7.6	7.6	7.6	7.8	7.9	7.7	7.3	7.1



- [] Ranking at each section and finish
- .-.- No data available at this section
- NA No data available



Horse/Jockey Name	Von Bee
Final Rank	8
Fastest Section Time (Section)	0:09.03 (Overall)
Top Speed [km/h] (Section)	65.0 (1800m)
Race State	Finished



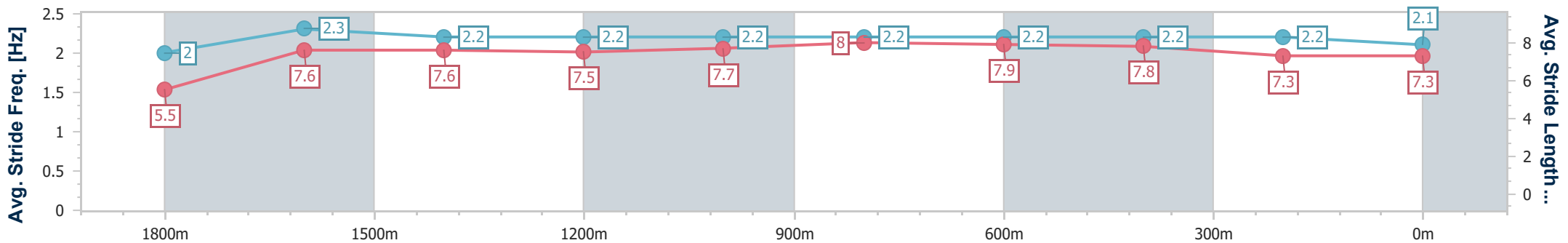
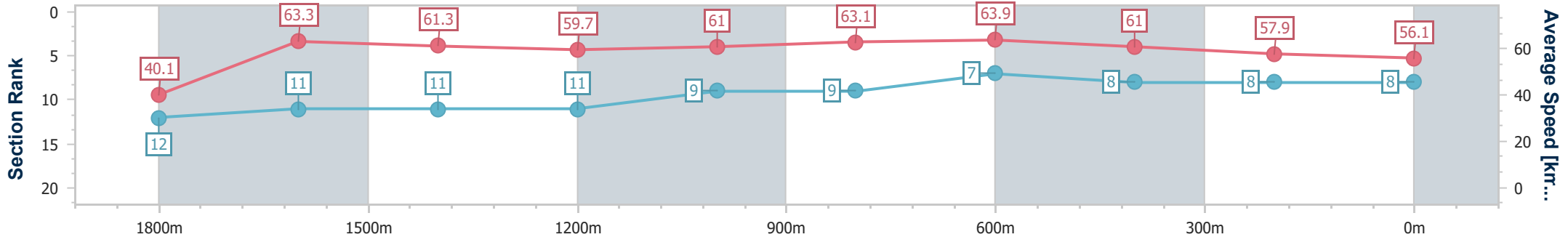
Aquis Park Gold Coast Poly QLD Professional
Race 7: THE ALCHEMY ASIA BENCHMARK 60 Handicap - 1900m



29 June 2024 - 16:17

Track Rating: Synthetic, Weather: Fine, Rail Position: True

Section	Overall	1800m	1600m	1400m	1200m	1000m	800m	600m	400m	200m
Section Times	1:56.57 [8] (0:09.03)	1:47.54 [12] (0:11.46)	1:36.08 [11] (0:11.81)	1:24.27 [11] (0:12.15)	1:12.12 [11] (0:11.80)	1:00.32 [9] (0:11.49)	0:48.83 [9] (0:11.42)	0:37.41 [7] (0:12.03)	0:25.38 [8] (0:12.52)	0:12.86 [8] (0:12.86)
Average Speed [km/h]	40.1	63.3	61.3	59.7	61.0	63.1	63.9	61.0	57.9	56.1
Top Speed [km/h]	59.5	65.0	63.8	61.5	62.1	64.2	64.5	63.2	59.2	56.5
Avg. Dist. to Rail [m]	4.6	2.3	1.8	0.9	2.0	2.0	2.9	3.8	5.1	5.4
Avg. Stride Freq. [Hz]	2.0	2.3	2.2	2.2	2.2	2.2	2.2	2.2	2.2	2.1
Avg. Stride Length [m]	5.5	7.6	7.6	7.5	7.7	8.0	7.9	7.8	7.3	7.3



- [] Ranking at each section and finish
- .-.- No data available at this section
- NA No data available



Horse/Jockey Name	No More Red
Final Rank	9
Fastest Section Time (Section)	0:08.14 (Overall)
Top Speed [km/h] (Section)	64.4 (1800m)
Race State	Finished



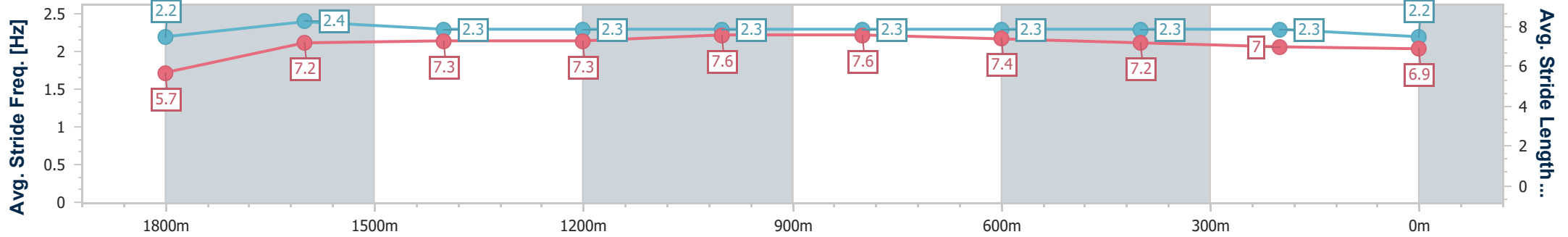
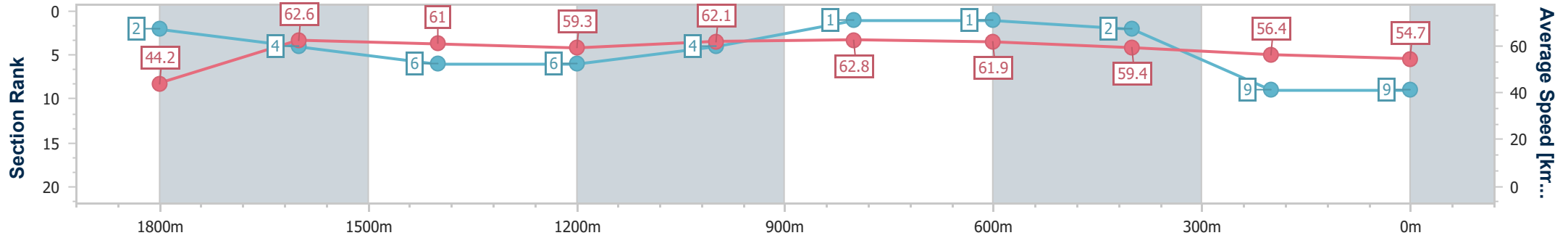
Aquis Park Gold Coast Poly QLD Professional
Race 7: THE ALCHEMY ASIA BENCHMARK 60 Handicap - 1900m



29 June 2024 - 16:17

Track Rating: Synthetic, Weather: Fine, Rail Position: True

Section	Overall	1800m	1600m	1400m	1200m	1000m	800m	600m	400m	200m
Section Times	1:57.00 [9] (0:08.14)	1:48.86 [2] (0:11.57)	1:37.29 [4] (0:11.92)	1:25.37 [6] (0:12.27)	1:13.10 [6] (0:11.62)	1:01.48 [4] (0:11.48)	0:50.00 [1] (0:11.73)	0:38.27 [1] (0:12.22)	0:26.05 [2] (0:12.83)	0:13.22 [9] (0:13.22)
Average Speed [km/h]	44.2	62.6	61.0	59.3	62.1	62.8	61.9	59.4	56.4	54.7
Top Speed [km/h]	60.6	64.4	61.7	60.2	64.1	64.1	62.9	61.4	57.0	57.7
Avg. Dist. to Rail [m]	6.2	3.1	2.6	1.6	3.2	1.8	1.5	2.1	2.2	2.7
Avg. Stride Freq. [Hz]	2.2	2.4	2.3	2.3	2.3	2.3	2.3	2.3	2.3	2.2
Avg. Stride Length [m]	5.7	7.2	7.3	7.3	7.6	7.6	7.4	7.2	7.0	6.9



- [] Ranking at each section and finish
- .-.- No data available at this section
- NA No data available



Horse/Jockey Name	Rumeur
Final Rank	10
Fastest Section Time (Section)	0:08.43 (Overall)
Top Speed [km/h] (Section)	66.1 (1800m)
Race State	Finished



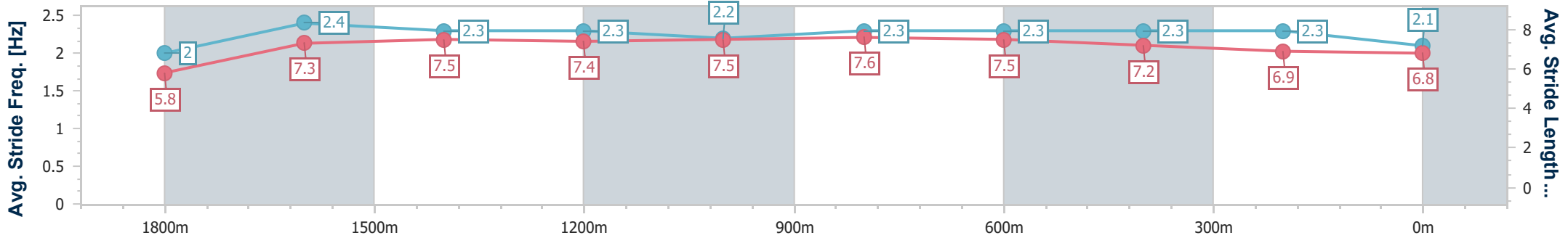
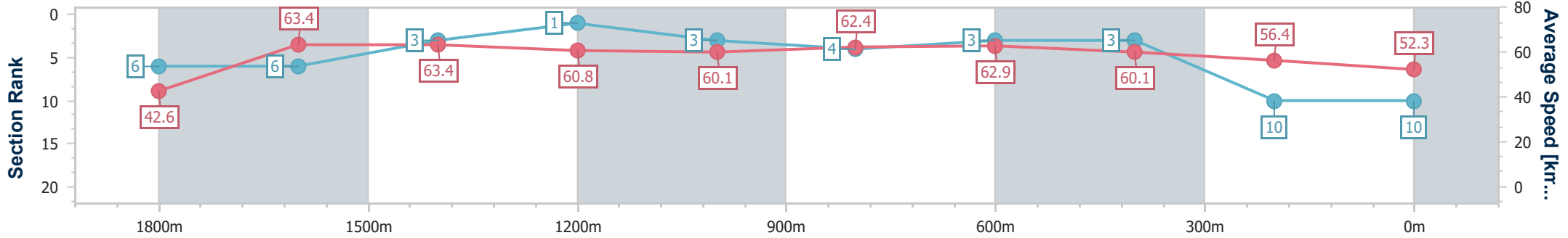
Aquis Park Gold Coast Poly QLD Professional
Race 7: THE ALCHEMY ASIA BENCHMARK 60 Handicap - 1900m



29 June 2024 - 16:17

Track Rating: Synthetic, Weather: Fine, Rail Position: True

Section	Overall	1800m	1600m	1400m	1200m	1000m	800m	600m	400m	200m
Section Times	1:57.70 [10] (0:08.43)	1:49.27 [6] (0:11.48)	1:37.79 [6] (0:11.53)	1:26.26 [3] (0:12.08)	1:14.18 [1] (0:11.97)	1:02.21 [3] (0:11.63)	0:50.58 [4] (0:11.63)	0:38.95 [3] (0:12.20)	0:26.75 [3] (0:12.90)	0:13.85 [10] (0:13.85)
Average Speed [km/h]	42.6	63.4	63.4	60.8	60.1	62.4	62.9	60.1	56.4	52.3
Top Speed [km/h]	59.9	66.1	64.9	63.8	61.5	63.4	63.5	62.8	58.7	55.3
Avg. Dist. to Rail [m]	6.0	3.6	3.6	2.6	2.7	2.5	3.4	4.2	6.0	6.7
Avg. Stride Freq. [Hz]	2.0	2.4	2.3	2.3	2.2	2.3	2.3	2.3	2.3	2.1
Avg. Stride Length [m]	5.8	7.3	7.5	7.4	7.5	7.6	7.5	7.2	6.9	6.8



- [] Ranking at each section and finish
- .-.- No data available at this section
- NA No data available



Horse/Jockey Name	Shopping Wise
Final Rank	11
Fastest Section Time (Section)	0:08.56 (Overall)
Top Speed [km/h] (Section)	65.2 (1800m)
Race State	Finished



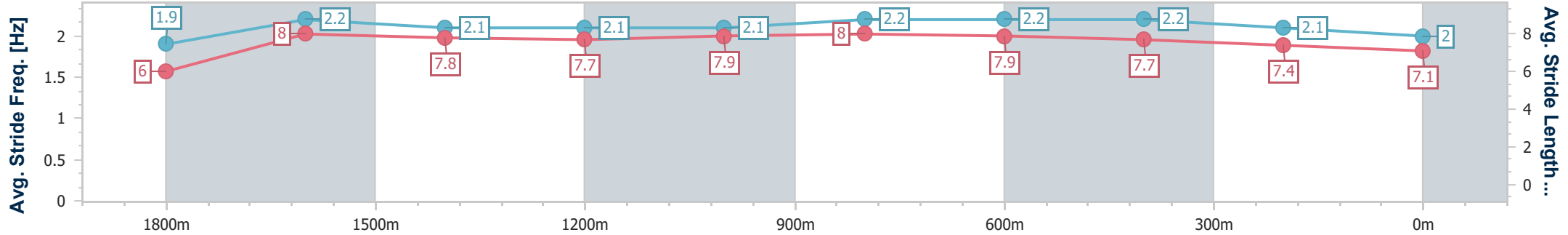
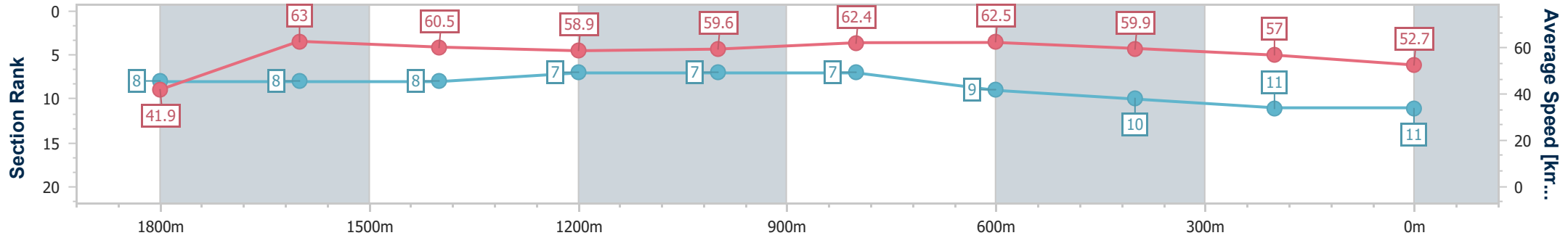
Aquis Park Gold Coast Poly QLD Professional
Race 7: THE ALCHEMY ASIA BENCHMARK 60 Handicap - 1900m



29 June 2024 - 16:17

Track Rating: Synthetic, Weather: Fine, Rail Position: True

Section	Overall	1800m	1600m	1400m	1200m	1000m	800m	600m	400m	200m
Section Times	1:57.72 [11] (0:08.56)	1:49.16 [8] (0:11.42)	1:37.74 [8] (0:11.81)	1:25.93 [8] (0:12.23)	1:13.70 [7] (0:12.06)	1:01.64 [7] (0:11.59)	0:50.05 [7] (0:11.56)	0:38.49 [9] (0:12.07)	0:26.42 [10] (0:12.70)	0:13.72 [11] (0:13.72)
Average Speed [km/h]	41.9	63.0	60.5	58.9	59.6	62.4	62.5	59.9	57.0	52.7
Top Speed [km/h]	59.7	65.2	61.7	59.8	61.0	63.5	63.1	61.5	58.1	56.1
Avg. Dist. to Rail [m]	3.1	0.7	0.7	0.4	0.9	0.7	1.1	1.3	1.2	1.5
Avg. Stride Freq. [Hz]	1.9	2.2	2.1	2.1	2.1	2.2	2.2	2.2	2.1	2.0
Avg. Stride Length [m]	6.0	8.0	7.8	7.7	7.9	8.0	7.9	7.7	7.4	7.1



- [] Ranking at each section and finish
- .-.- No data available at this section
- NA No data available



Horse/Jockey Name	Lady Townson
Final Rank	12
Fastest Section Time (Section)	0:08.26 (Overall)
Top Speed [km/h] (Section)	67.3 (1800m)
Race State	Finished



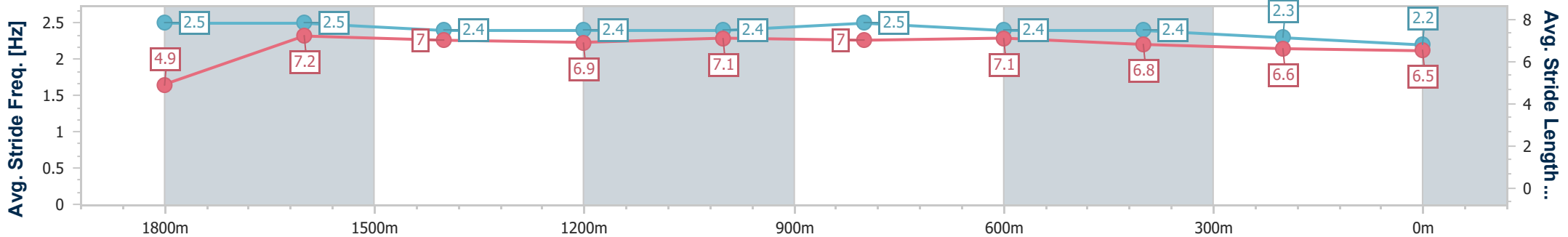
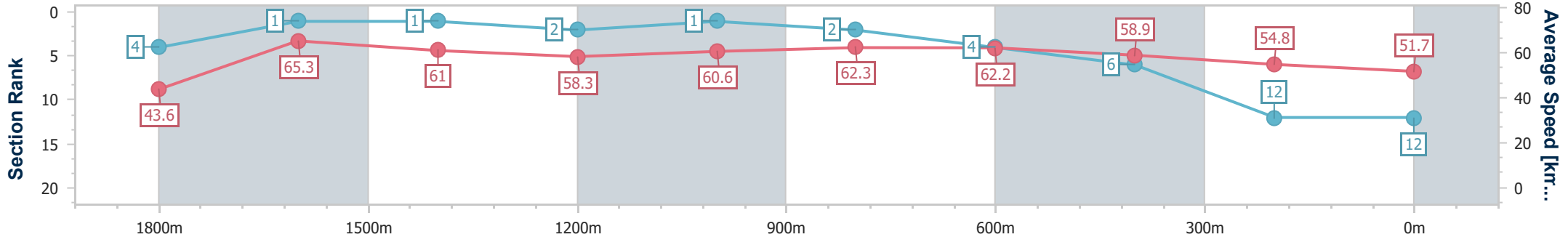
Aquis Park Gold Coast Poly QLD Professional
Race 7: THE ALCHEMY ASIA BENCHMARK 60 Handicap - 1900m



29 June 2024 - 16:17

Track Rating: Synthetic, Weather: Fine, Rail Position: True

Section	Overall	1800m	1600m	1400m	1200m	1000m	800m	600m	400m	200m
Section Times	1:58.27 [12] (0:08.26)	1:50.01 [4] (0:10.97)	1:39.04 [1] (0:11.76)	1:27.28 [1] (0:12.53)	1:14.75 [2] (0:11.93)	1:02.82 [1] (0:11.60)	0:51.22 [2] (0:11.73)	0:39.49 [4] (0:12.34)	0:27.15 [6] (0:13.18)	0:13.97 [12] (0:13.97)
Average Speed [km/h]	43.6	65.3	61.0	58.3	60.6	62.3	62.2	58.9	54.8	51.7
Top Speed [km/h]	64.4	67.3	62.7	59.6	61.9	63.2	63.8	61.8	56.8	54.0
Avg. Dist. to Rail [m]	0.6	0.8	1.4	1.8	2.3	2.5	2.4	2.3	0.3	0.2
Avg. Stride Freq. [Hz]	2.5	2.5	2.4	2.4	2.4	2.5	2.4	2.4	2.3	2.2
Avg. Stride Length [m]	4.9	7.2	7.0	6.9	7.1	7.0	7.1	6.8	6.6	6.5



- [] Ranking at each section and finish
- .-.- No data available at this section
- NA No data available