



Eagle Farm QLD Professional

Race 1: TATTERSALL'S LIFE MEMBERS QTIS 3YO Fillies Plate - 1200m

29 June 2024 - 11:44



BRISBANE
RACING CLUB

Track Rating: Good 4, Weather: Fine, Rail Position: +6m 1600m-1000m; +7m Remainder

Section		Overall	1000m	800m	600m	400m	200m	Last 600m					
Field Times		1:08.63 (0:12.88)	0:55.75 (0:10.45)	0:45.30 (0:11.08)	0:34.22 (0:11.12)	0:23.10 (0:11.06)	0:12.04 (0:12.04)	0:34.22					
Rank	TAB Horse/Jockey	Barrier	Top Speed [km/h]	Fastest Section							Margin	Distance Travelled [m]	
1	4 CIGAR FLICK Tommy Berry	4	69.0 1000m	0:10.61 800m	1:08.63 [1] (0:13.86)	0:54.77 [7] (0:10.91)	0:43.86 [7] (0:10.61)	0:33.25 [6] (0:10.79)	0:22.46 [6] (0:10.70)	0:11.76 [5] (0:11.76)	1:08.63	0:33.25	
2	9 NAVYONTHEHIGHWAY Tahlia Fenlon	3	69.3 800m	0:10.62 800m	1:08.89 [2] (0:13.26)	0:55.63 [3] (0:10.76)	0:44.87 [3] (0:10.62)	0:34.25 [3] (0:10.95)	0:23.30 [3] (0:11.00)	0:12.30 [1] (0:12.30)	1.5L	0:34.25	-1
3	2 PURE PARADISE Blake Shinn	9	68.8 1000m	0:10.71 1000m	1:09.09 [3] (0:13.45)	0:55.64 [5] (0:10.71)	0:44.93 [4] (0:10.79)	0:34.14 [5] (0:10.92)	0:23.22 [5] (0:10.93)	0:12.29 [3] (0:12.29)	2.71L	0:34.14	+0
4	7 GREYZOUS Cejay Graham	2	68.7 1000m	0:10.74 800m	1:09.28 [4] (0:13.38)	0:55.90 [4] (0:10.79)	0:45.11 [5] (0:10.74)	0:34.37 [4] (0:10.90)	0:23.47 [4] (0:11.10)	0:12.37 [6] (0:12.37)	3.84L	0:34.37	-3
5	3 TIGER SHARK Tyler Schiller	1	69.5 1000m	0:10.61 1000m	1:09.31 [5] (0:13.14)	0:56.17 [2] (0:10.61)	0:45.56 [2] (0:10.79)	0:34.77 [2] (0:10.99)	0:23.78 [1] (0:11.10)	0:12.68 [2] (0:12.68)	3.99L	0:34.77	-1
6	10 BRIGHT BLONDE Robbie Dolan	8	69.3 1000m	0:10.56 800m	1:09.43 [6] (0:14.29)	0:55.14 [9] (0:10.75)	0:44.39 [9] (0:10.56)	0:33.83 [8] (0:10.84)	0:22.99 [8] (0:10.93)	0:12.06 [8] (0:12.06)	4.71L	0:33.83	-1
7	11 CASSIERE Tim Clark	6	69.4 800m	0:10.68 800m	1:09.48 [7] (0:13.78)	0:55.70 [6] (0:10.94)	0:44.76 [6] (0:10.68)	0:34.08 [7] (0:10.79)	0:23.29 [7] (0:10.98)	0:12.31 [7] (0:12.31)	5L	0:34.08	+1
8	5 OUTWEIGHED Sean Cormack	12	71.5 Overall	0:10.45 1000m	1:09.60 [8] (0:12.88)	0:56.72 [1] (0:10.45)	0:46.27 [1] (0:11.08)	0:35.19 [1] (0:11.15)	0:24.04 [2] (0:11.29)	0:12.75 [4] (0:12.75)	5.7L	0:35.19	+3
9	6 GLASS OF ROSE Rikki Jamieson	10	68.8 600m	0:10.80 800m	1:10.40 [9] (0:14.01)	0:56.39 [8] (0:10.87)	0:45.52 [8] (0:10.80)	0:34.72 [9] (0:10.87)	0:23.85 [9] (0:11.20)	0:12.65 [9] (0:12.65)	10.39L	0:34.72	+1

Scratched: Monte Cruise (#12), Abounding (#1), Allow Me (#8)



Horse/Jockey Name	Cigar Flick
Final Rank	1
Fastest Section Time (Section)	0:10.61 (800m)
Top Speed [km/h] (Section)	69.0 (1000m)
Race State	Finished



Eagle Farm QLD Professional
Race 1: TATTERSALL'S LIFE MEMBERS QTIS 3YO Fillies Plate
- 1200m

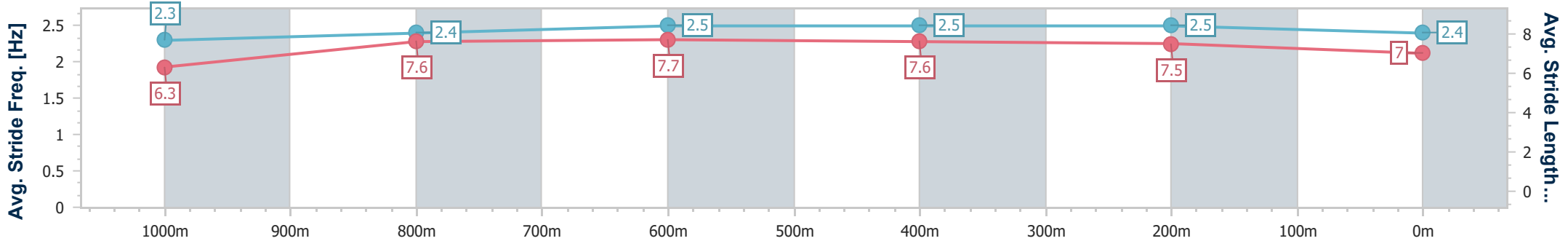
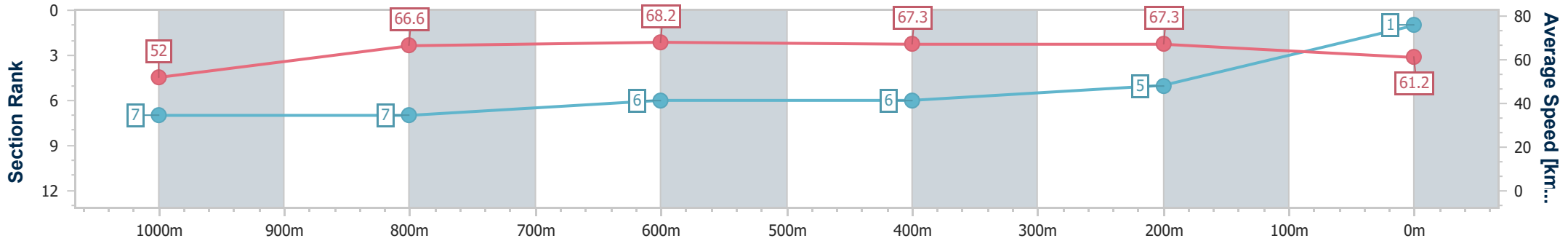


29 June 2024 - 11:44

Track Rating: Good 4, Weather: Fine, Rail Position: +6m 1600m-1000m; +7m Remainder

BRISBANE RACING CLUB

Section	Overall	1000m	800m	600m	400m	200m
Section Times	1:08.63 [1] (0:13.86)	0:54.77 [7] (0:10.91)	0:43.86 [7] (0:10.61)	0:33.25 [6] (0:10.79)	0:22.46 [6] (0:10.70)	0:11.76 [5] (0:11.76)
Average Speed [km/h]	52.0	66.6	68.2	67.3	67.3	61.2
Top Speed [km/h]	66.3	69.0	69.0	68.9	68.1	65.6
Avg. Dist. to Rail [m]	2.2	1.8	1.3	1.7	4.0	2.9
Avg. Stride Freq. [Hz]	2.3	2.4	2.5	2.5	2.5	2.4
Avg. Stride Length [m]	6.3	7.6	7.7	7.6	7.5	7.0



- [] Ranking at each section and finish
- .-.- No data available at this section
- NA No data available



Horse/Jockey Name	Navyonthehighway
Final Rank	2
Fastest Section Time (Section)	0:10.62 (800m)
Top Speed [km/h] (Section)	69.3 (800m)
Race State	Finished



Eagle Farm QLD Professional
Race 1: TATTERSALL'S LIFE MEMBERS QTIS 3YO Fillies Plate - 1200m

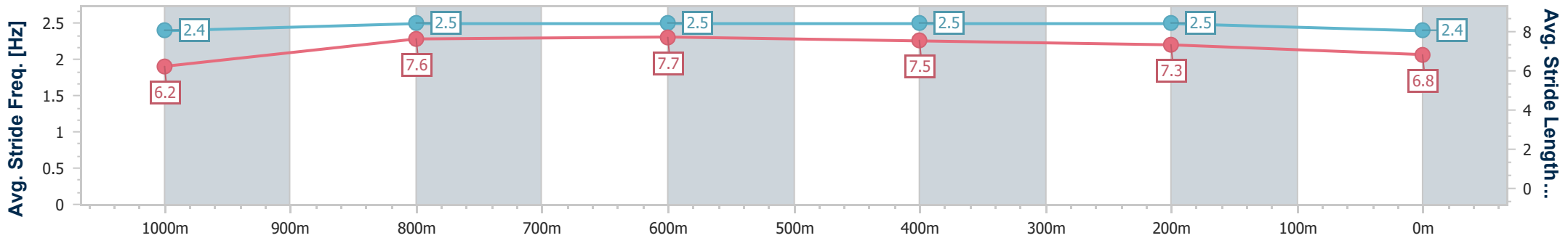
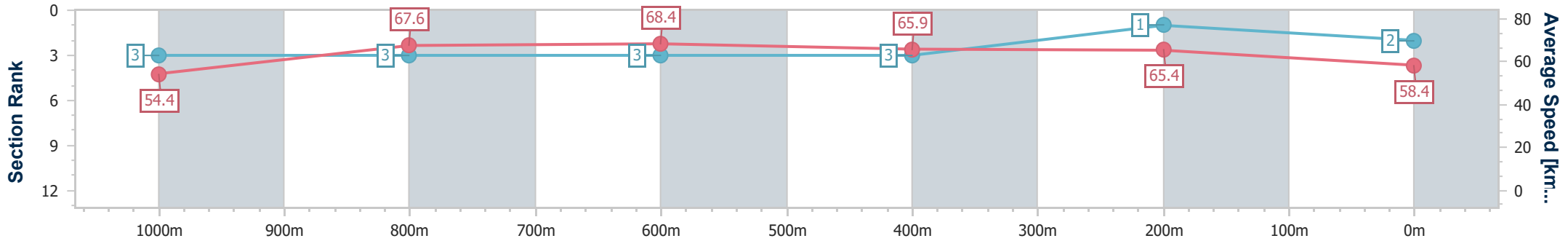


29 June 2024 - 11:44

Track Rating: Good 4, Weather: Fine, Rail Position: +6m 1600m-1000m; +7m Remainder

BRISBANE RACING CLUB

Section	Overall	1000m	800m	600m	400m	200m
Section Times	1:08.89 [2] (0:13.26)	0:55.63 [3] (0:10.76)	0:44.87 [3] (0:10.62)	0:34.25 [3] (0:10.95)	0:23.30 [3] (0:11.00)	0:12.30 [1] (0:12.30)
Average Speed [km/h]	54.4	67.6	68.4	65.9	65.4	58.4
Top Speed [km/h]	68.2	68.2	69.3	66.7	67.2	62.5
Avg. Dist. to Rail [m]	2.7	2.3	1.6	0.6	3.4	3.8
Avg. Stride Freq. [Hz]	2.4	2.5	2.5	2.5	2.5	2.4
Avg. Stride Length [m]	6.2	7.6	7.7	7.5	7.3	6.8



- [] Ranking at each section and finish
- .-.- No data available at this section
- NA No data available



Horse/Jockey Name	Pure Paradise
Final Rank	3
Fastest Section Time (Section)	0:10.71 (1000m)
Top Speed [km/h] (Section)	68.8 (1000m)
Race State	Finished



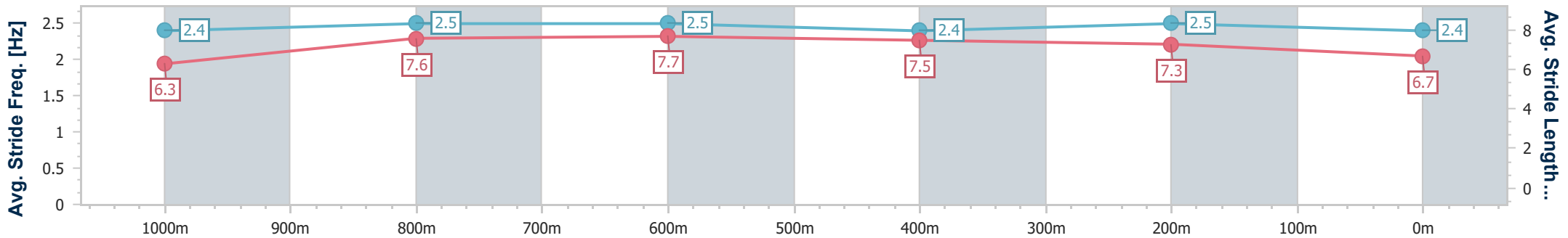
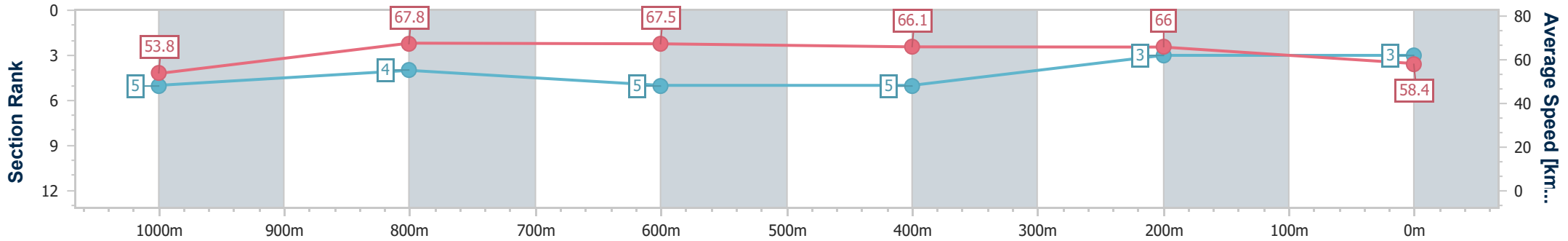
Eagle Farm QLD Professional
Race 1: TATTERSALL'S LIFE MEMBERS QTIS 3YO Fillies Plate - 1200m



29 June 2024 - 11:44
Track Rating: Good 4, Weather: Fine, Rail Position: +6m 1600m-1000m; +7m Remainder

BRISBANE RACING CLUB

Section	Overall	1000m	800m	600m	400m	200m
Section Times	1:09.09 [3] (0:13.45)	0:55.64 [5] (0:10.71)	0:44.93 [4] (0:10.79)	0:34.14 [5] (0:10.92)	0:23.22 [5] (0:10.93)	0:12.29 [3] (0:12.29)
Average Speed [km/h]	53.8	67.8	67.5	66.1	66.0	58.4
Top Speed [km/h]	67.1	68.8	68.1	67.6	67.1	63.2
Avg. Dist. to Rail [m]	4.6	2.0	2.2	1.0	4.7	5.9
Avg. Stride Freq. [Hz]	2.4	2.5	2.5	2.4	2.5	2.4
Avg. Stride Length [m]	6.3	7.6	7.7	7.5	7.3	6.7



- [] Ranking at each section and finish
- .-.- No data available at this section
- NA No data available



Horse/Jockey Name	Greyzous
Final Rank	4
Fastest Section Time (Section)	0:10.74 (800m)
Top Speed [km/h] (Section)	68.7 (1000m)
Race State	Finished



Eagle Farm QLD Professional
Race 1: TATTERSALL'S LIFE MEMBERS QTIS 3YO Fillies Plate - 1200m

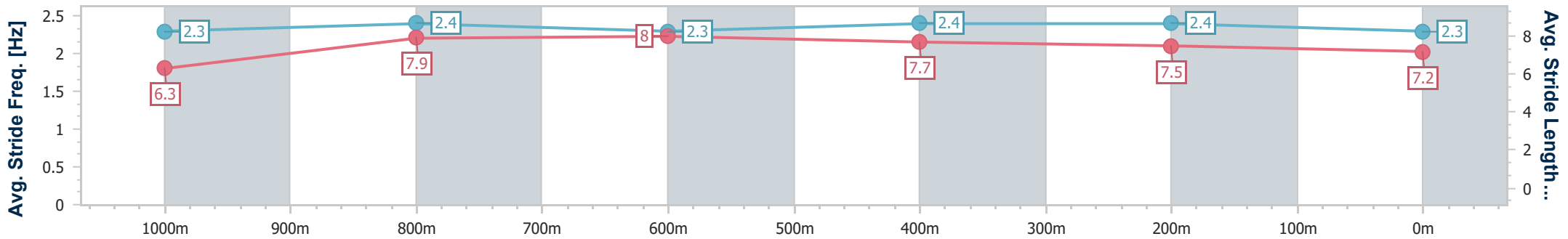
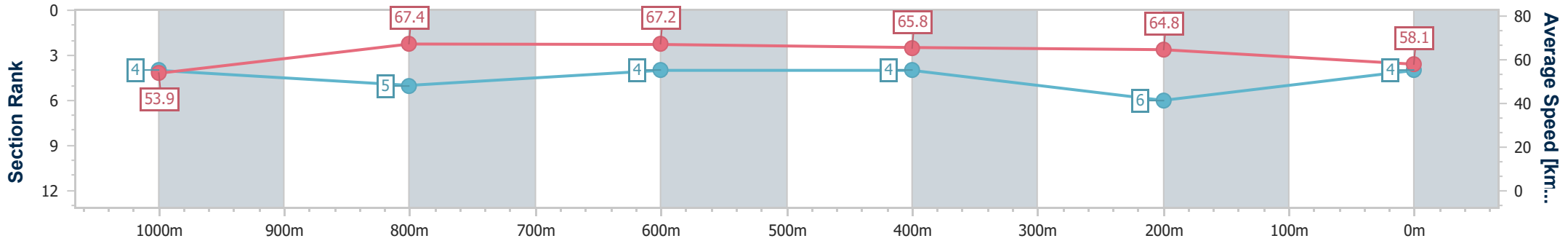


29 June 2024 - 11:44

Track Rating: Good 4, Weather: Fine, Rail Position: +6m 1600m-1000m; +7m Remainder

BRISBANE RACING CLUB

Section	Overall	1000m	800m	600m	400m	200m
Section Times	1:09.28 [4] (0:13.38)	0:55.90 [4] (0:10.79)	0:45.11 [5] (0:10.74)	0:34.37 [4] (0:10.90)	0:23.47 [4] (0:11.10)	0:12.37 [6] (0:12.37)
Average Speed [km/h]	53.9	67.4	67.2	65.8	64.8	58.1
Top Speed [km/h]	68.5	68.7	68.1	66.9	67.2	62.6
Avg. Dist. to Rail [m]	2.0	2.1	0.9	1.2	1.0	0.7
Avg. Stride Freq. [Hz]	2.3	2.4	2.3	2.4	2.4	2.3
Avg. Stride Length [m]	6.3	7.9	8.0	7.7	7.5	7.2



- [] Ranking at each section and finish
- .-.- No data available at this section
- NA No data available



Horse/Jockey Name	Tiger Shark
Final Rank	5
Fastest Section Time (Section)	0:10.61 (1000m)
Top Speed [km/h] (Section)	69.5 (1000m)
Race State	Finished



Eagle Farm QLD Professional
Race 1: TATTERSALL'S LIFE MEMBERS QTIS 3YO Fillies Plate - 1200m

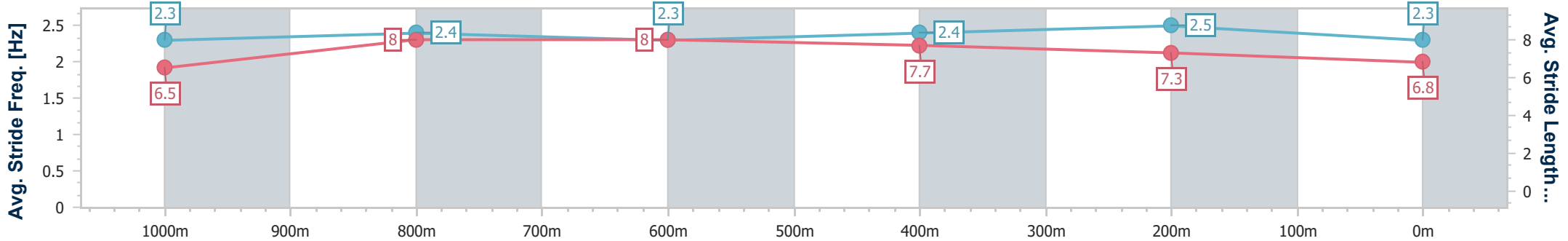
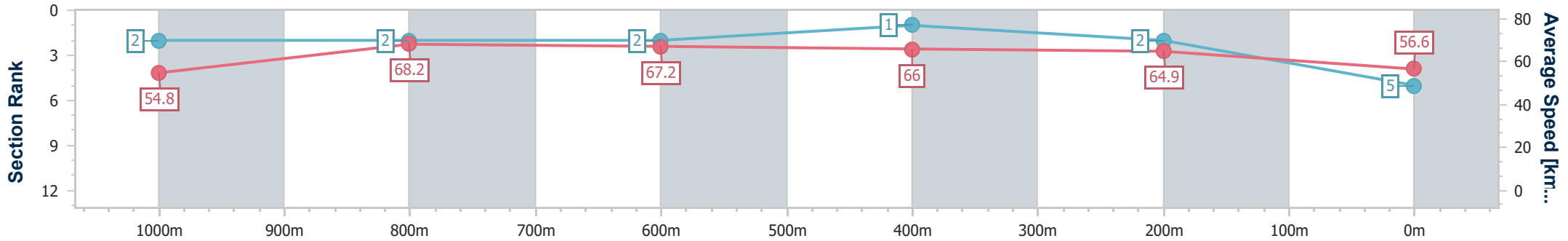


29 June 2024 - 11:44

Track Rating: Good 4, Weather: Fine, Rail Position: +6m 1600m-1000m; +7m Remainder

BRISBANE RACING CLUB

Section	Overall	1000m	800m	600m	400m	200m
Section Times	1:09.31 [5] (0:13.14)	0:56.17 [2] (0:10.61)	0:45.56 [2] (0:10.79)	0:34.77 [2] (0:10.99)	0:23.78 [1] (0:11.10)	0:12.68 [2] (0:12.68)
Average Speed [km/h]	54.8	68.2	67.2	66.0	64.9	56.6
Top Speed [km/h]	68.0	69.5	67.7	66.4	66.7	62.0
Avg. Dist. to Rail [m]	1.7	1.4	1.5	1.4	5.0	4.9
Avg. Stride Freq. [Hz]	2.3	2.4	2.3	2.4	2.5	2.3
Avg. Stride Length [m]	6.5	8.0	8.0	7.7	7.3	6.8



- [] Ranking at each section and finish
- .-.- No data available at this section
- NA No data available



Horse/Jockey Name	Bright Blonde
Final Rank	6
Fastest Section Time (Section)	0:10.56 (800m)
Top Speed [km/h] (Section)	69.3 (1000m)
Race State	Finished



Eagle Farm QLD Professional
Race 1: TATTERSALL'S LIFE MEMBERS QTIS 3YO Fillies Plate - 1200m

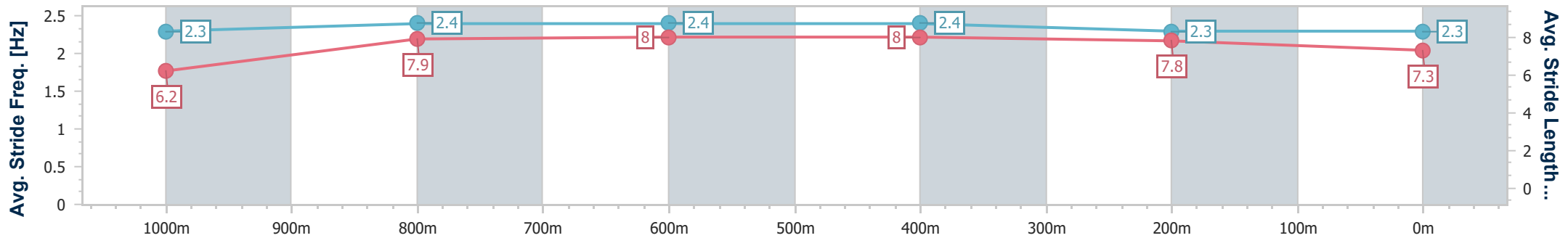
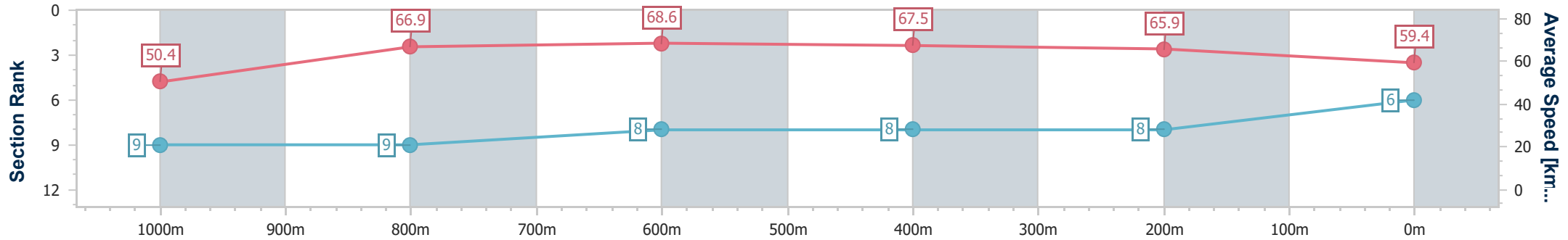


29 June 2024 - 11:44

Track Rating: Good 4, Weather: Fine, Rail Position: +6m 1600m-1000m; +7m Remainder

BRISBANE RACING CLUB

Section	Overall	1000m	800m	600m	400m	200m
Section Times	1:09.43 [6] (0:14.29)	0:55.14 [9] (0:10.75)	0:44.39 [9] (0:10.56)	0:33.83 [8] (0:10.84)	0:22.99 [8] (0:10.93)	0:12.06 [8] (0:12.06)
Average Speed [km/h]	50.4	66.9	68.6	67.5	65.9	59.4
Top Speed [km/h]	66.6	69.3	69.2	68.1	67.7	63.8
Avg. Dist. to Rail [m]	2.9	0.6	1.6	3.0	6.4	5.2
Avg. Stride Freq. [Hz]	2.3	2.4	2.4	2.4	2.3	2.3
Avg. Stride Length [m]	6.2	7.9	8.0	8.0	7.8	7.3



- [] Ranking at each section and finish
- .-.- No data available at this section
- NA No data available



Horse/Jockey Name	Cassiere
Final Rank	7
Fastest Section Time (Section)	0:10.68 (800m)
Top Speed [km/h] (Section)	69.4 (800m)
Race State	Finished



Eagle Farm QLD Professional
Race 1: TATTERSALL'S LIFE MEMBERS QTIS 3YO Fillies Plate - 1200m

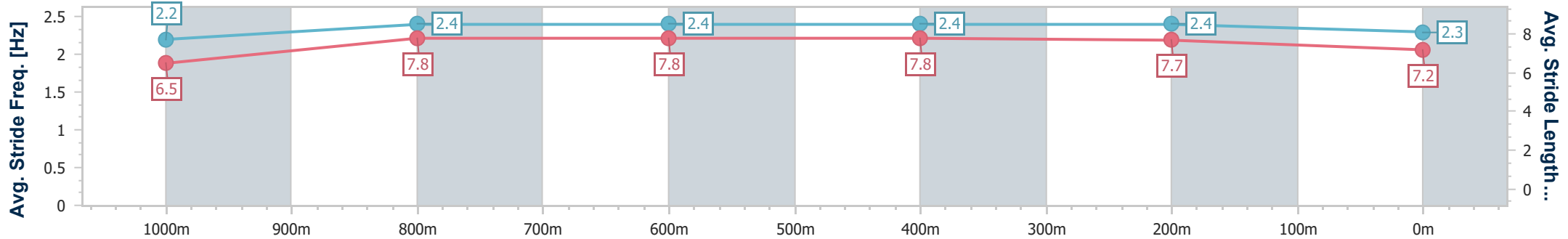
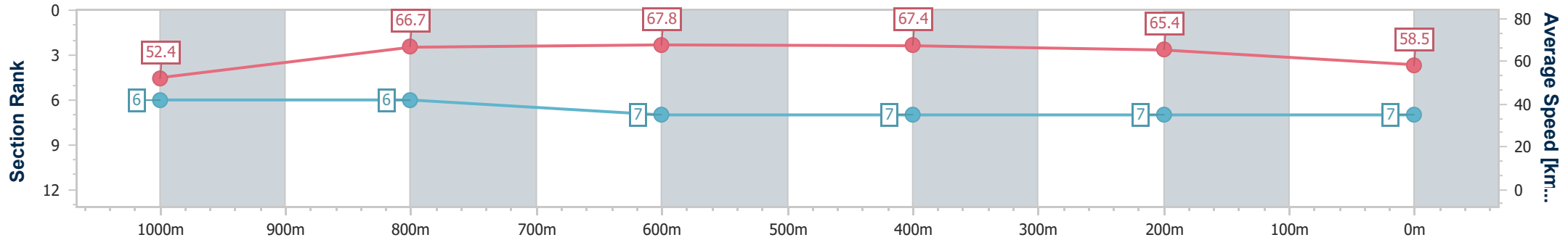


29 June 2024 - 11:44

Track Rating: Good 4, Weather: Fine, Rail Position: +6m 1600m-1000m; +7m Remainder

BRISBANE RACING CLUB

Section	Overall	1000m	800m	600m	400m	200m
Section Times	1:09.48 [7] (0:13.78)	0:55.70 [6] (0:10.94)	0:44.76 [6] (0:10.68)	0:34.08 [7] (0:10.79)	0:23.29 [7] (0:10.98)	0:12.31 [7] (0:12.31)
Average Speed [km/h]	52.4	66.7	67.8	67.4	65.4	58.5
Top Speed [km/h]	65.4	67.7	69.4	69.3	67.7	62.1
Avg. Dist. to Rail [m]	3.4	2.4	1.8	1.5	4.8	5.6
Avg. Stride Freq. [Hz]	2.2	2.4	2.4	2.4	2.4	2.3
Avg. Stride Length [m]	6.5	7.8	7.8	7.8	7.7	7.2



- [] Ranking at each section and finish
- .-.- No data available at this section
- NA No data available



Horse/Jockey Name	Outweighed
Final Rank	8
Fastest Section Time (Section)	0:10.45 (1000m)
Top Speed [km/h] (Section)	71.5 (Overall)
Race State	Finished



Eagle Farm QLD Professional
Race 1: TATTERSALL'S LIFE MEMBERS QTIS 3YO Fillies Plate - 1200m

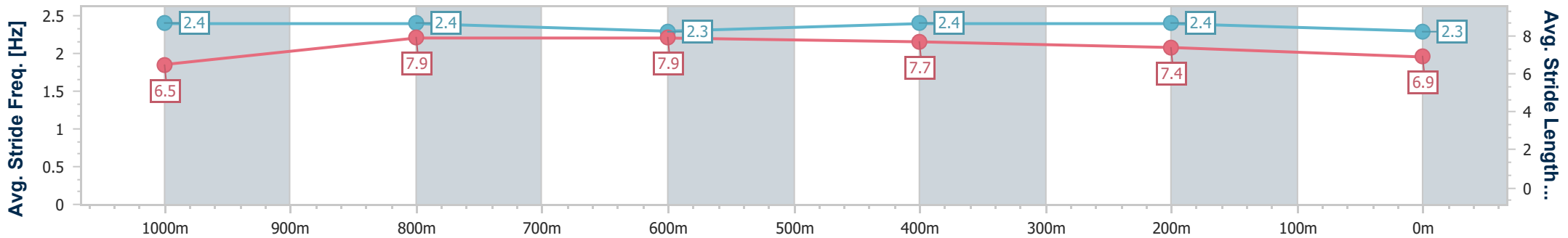
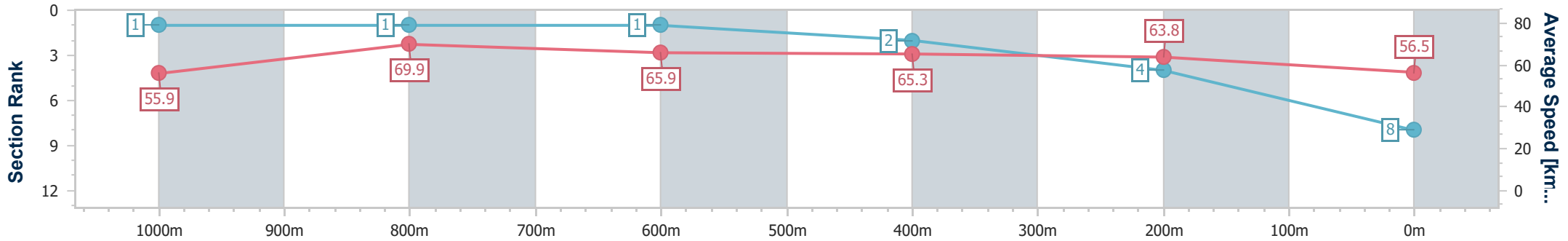


29 June 2024 - 11:44

Track Rating: Good 4, Weather: Fine, Rail Position: +6m 1600m-1000m; +7m Remainder

BRISBANE RACING CLUB

Section	Overall	1000m	800m	600m	400m	200m
Section Times	1:09.60 [8] (0:12.88)	0:56.72 [1] (0:10.45)	0:46.27 [1] (0:11.08)	0:35.19 [1] (0:11.15)	0:24.04 [2] (0:11.29)	0:12.75 [4] (0:12.75)
Average Speed [km/h]	55.9	69.9	65.9	65.3	63.8	56.5
Top Speed [km/h]	71.5	71.3	68.2	67.0	66.0	61.3
Avg. Dist. to Rail [m]	5.2	2.7	3.0	2.2	4.0	3.4
Avg. Stride Freq. [Hz]	2.4	2.4	2.3	2.4	2.4	2.3
Avg. Stride Length [m]	6.5	7.9	7.9	7.7	7.4	6.9



- [] Ranking at each section and finish
- .-.- No data available at this section
- NA No data available



Horse/Jockey Name	Glass Of Rose
Final Rank	9
Fastest Section Time (Section)	0:10.80 (800m)
Top Speed [km/h] (Section)	68.8 (600m)
Race State	Finished



Eagle Farm QLD Professional
Race 1: TATTERSALL'S LIFE MEMBERS QTIS 3YO Fillies Plate - 1200m

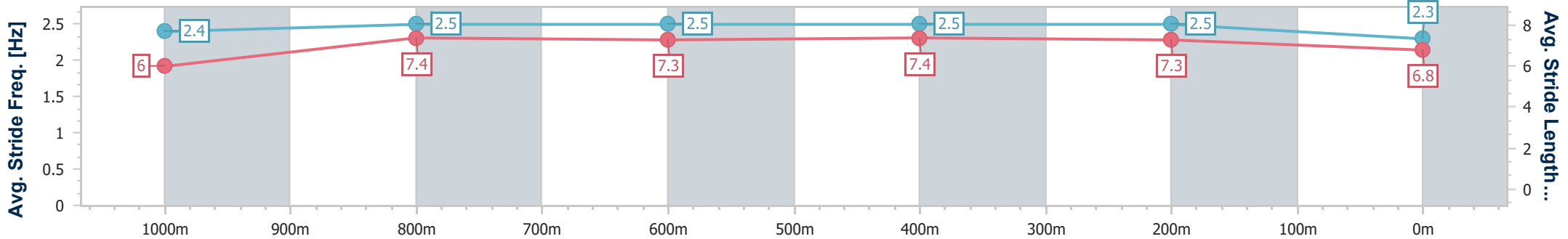
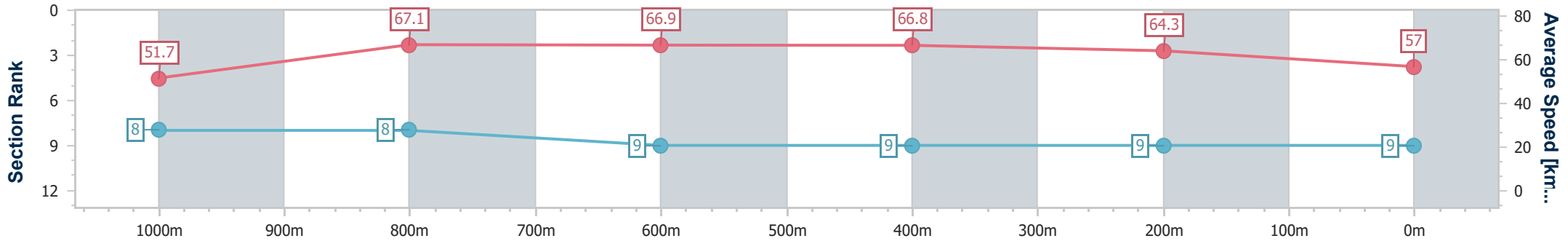


29 June 2024 - 11:44

Track Rating: Good 4, Weather: Fine, Rail Position: +6m 1600m-1000m; +7m Remainder

BRISBANE RACING CLUB

Section	Overall	1000m	800m	600m	400m	200m
Section Times	1:10.40 [9] (0:14.01)	0:56.39 [8] (0:10.87)	0:45.52 [8] (0:10.80)	0:34.72 [9] (0:10.87)	0:23.85 [9] (0:11.20)	0:12.65 [9] (0:12.65)
Average Speed [km/h]	51.7	67.1	66.9	66.8	64.3	57.0
Top Speed [km/h]	65.0	68.3	68.0	68.8	66.4	61.8
Avg. Dist. to Rail [m]	4.8	2.8	1.3	1.3	4.8	3.0
Avg. Stride Freq. [Hz]	2.4	2.5	2.5	2.5	2.5	2.3
Avg. Stride Length [m]	6.0	7.4	7.3	7.4	7.3	6.8



- [] Ranking at each section and finish
- .-.- No data available at this section
- NA No data available