



# Townsville QLD Professional

## Race 4: Hygain Maiden Handicap - 1609m

02 July 2024 - 14:15



Track Rating: Soft 5, Weather: Fine, Rail Position: +7m 1000m-W/Post; +2m Remainder

Section	Field Times	Overall	1400m	1200m	1000m	800m	600m	400m	Last 600m				
		1:39.15 (0:15.76)	1:23.39 (0:11.83)	1:11.56 (0:12.32)	0:59.24 (0:12.14)	0:47.10 (0:11.73)	0:35.37 (0:11.35)	0:24.02 (0:11.60)	0:35.37				
Rank	TAB Horse/Jockey	Barrier	Top Speed [km/h]	Fastest Section	Distance Travelled [m]								
1	3 LORD OF PENNO Chelsea Jokic	3	64.8	0:11.35	1:39.15 [1] (0:15.76)	1:23.39 [1] (0:11.83)	1:11.56 [1] (0:12.32)	0:59.24 [1] (0:12.28)	0:46.96 [2] (0:11.59)	0:35.37 [1] (0:11.35)	0:24.02 [1] (0:11.60)	0:35.37	
2	10 HADMYTIME Adrian Layt	5	65.1	0:11.33	1:39.24 [2] (0:16.05)	1:23.19 [2] (0:11.87)	1:11.32 [3] (0:12.26)	0:59.06 [3] (0:12.08)	0:46.98 [3] (0:11.65)	0:35.33 [2] (0:11.33)	0:24.00 [2] (0:11.70)	0:35.33	-1
3	1 DEER HUNTER Ryan Wiggins	4	65.6	0:11.50	1:39.32 [3] (0:16.25)	1:23.07 [5] (0:11.78)	1:11.29 [4] (0:12.43)	0:58.86 [4] (0:12.08)	0:46.78 [4] (0:11.58)	0:35.20 [4] (0:11.55)	0:23.65 [4] (0:11.50)	0:35.20	+7
4	8 BOGAN PRINCESS Nathan Thomas	1	65.1	0:11.57	1:39.64 [4] (0:16.10)	1:23.54 [3] (0:11.69)	1:11.85 [2] (0:12.17)	0:59.68 [2] (0:12.09)	0:47.59 [1] (0:11.97)	0:35.62 [3] (0:11.57)	0:24.05 [3] (0:11.70)	0:35.62	+5
4	2 TWENTY THREE WALL Denicious Smith	9	65.2	0:11.47	1:39.64 [4] (0:16.48)	1:23.16 [6] (0:11.81)	1:11.35 [6] (0:12.42)	0:58.93 [6] (0:12.07)	0:46.86 [5] (0:11.54)	0:35.32 [5] (0:11.47)	0:23.85 [6] (0:11.58)	0:35.32	+6
6	4 RATALOUIE Corey Bayliss	2	64.4	0:11.46	1:39.92 [6] (0:16.21)	1:23.71 [4] (0:11.99)	1:11.72 [5] (0:12.42)	0:59.30 [5] (0:12.17)	0:47.13 [6] (0:11.62)	0:35.51 [6] (0:11.46)	0:24.05 [7] (0:11.59)	0:35.51	-2
7	6 KAISA Scott Sheargold	7	66.4	0:11.27	1:40.05 [7] (0:16.56)	1:23.49 [7] (0:12.00)	1:11.49 [7] (0:12.43)	0:59.06 [7] (0:11.98)	0:47.08 [7] (0:11.55)	0:35.53 [7] (0:11.27)	0:24.26 [5] (0:11.56)	0:35.53	-1
8	11 SIRENE ROUGE Graham Kliese	6	64.5	0:11.52	1:41.91 [8] (0:16.70)	1:25.21 [8] (0:12.11)	1:13.10 [8] (0:12.27)	1:00.83 [8] (0:11.95)	0:48.88 [8] (0:11.52)	0:37.36 [8] (0:11.77)	0:25.59 [8] (0:12.14)	0:37.36	-1

Scratched: Fairybower Flyer (#9), Zuri Zuri (#7), I'm Famous (#5)



# Townsville QLD Professional

## Race 4: Hygain Maiden Handicap - 1609m

02 July 2024 - 14:15



Track Rating: Soft 5, Weather: Fine, Rail Position: +7m 1000m-W/Post; +2m Remainder

Section				200m				Last 600m	
Field Times				0:12.42 (0:12.42)				0:35.37	
Rank	TAB	Horse/Jockey	Barrier	Top Speed [km/h]	Fastest Section	Margin			Distance Travelled [m]
1	3	<b>LORD OF PENNO</b> Chelsea Jokic	3	64.8 Overall	0:11.35 600m	0:12.42 [1] (0:12.42)	1:39.15		0:35.37
2	10	<b>HADMYTIME</b> Adrian Layt	5	65.1 600m	0:11.33 600m	0:12.30 [2] (0:12.30)	0.58L		0:35.33 -1
3	1	<b>DEER HUNTER</b> Ryan Wiggins	4	65.6 800m	0:11.50 400m	0:12.15 [3] (0:12.15)	1.03L		0:35.20 +7
4	8	<b>BOGAN PRINCESS</b> Nathan Thomas	1	65.1 600m	0:11.57 600m	0:12.35 [4] (0:12.35)	2.92L		0:35.62 +5
4	2	<b>TWENTY THREE WALL</b> Denicious Smith	9	65.2 600m	0:11.47 600m	0:12.27 [6] (0:12.27)	2.92L		0:35.32 +6
6	4	<b>RATALOUIE</b> Corey Bayliss	2	64.4 600m	0:11.46 600m	0:12.46 [7] (0:12.46)	4.53L		0:35.51 -2
7	6	<b>KAISA</b> Scott Sheargold	7	66.4 800m	0:11.27 600m	0:12.70 [5] (0:12.70)	5.34L		0:35.53 -1
8	11	<b>SIRENE ROUGE</b> Graham Kliese	6	64.5 800m	0:11.52 800m	0:13.45 [8] (0:13.45)	16.28L		0:37.36 -1

Scratched: Fairybower Flyer (#9), Zuri Zuri (#7), I'm Famous (#5)



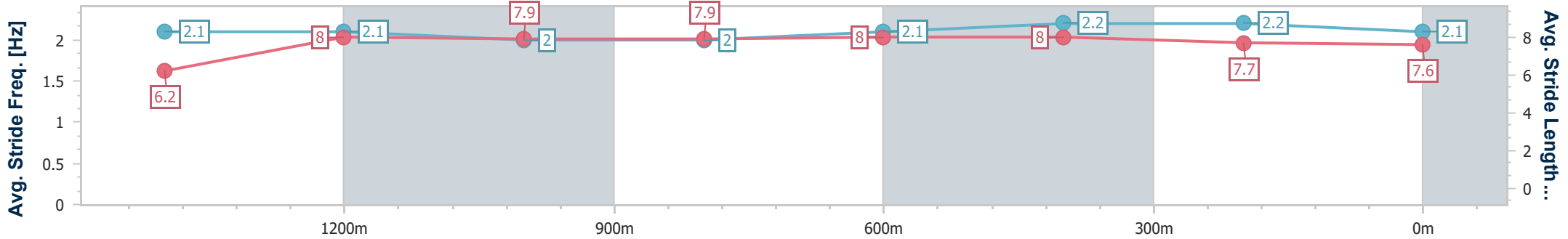
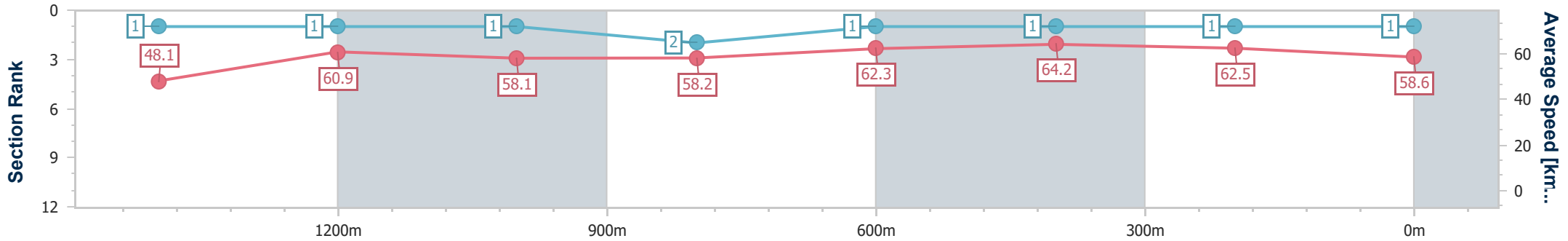
Horse/Jockey Name	Lord Of Penno
Final Rank	1
Fastest Section Time (Section)	0:11.35 (600m)
Top Speed [km/h] (Section)	64.8 (Overall)
Race State	Finished



Townsville QLD Professional  
 Race 4: Hygain Maiden Handicap - 1609m  
 02 July 2024 - 14:15  
 Track Rating: Soft 5, Weather: Fine, Rail Position: +7m 1000m-  
 W/Post; +2m Remainder



Section	Overall	1400m	1200m	1000m	800m	600m	400m	200m
Section Times	1:39.15 [1] (0:15.76)	1:23.39 [1] (0:11.83)	1:11.56 [1] (0:12.32)	0:59.24 [1] (0:12.28)	0:46.96 [2] (0:11.59)	0:35.37 [1] (0:11.35)	0:24.02 [1] (0:11.60)	0:12.42 [1] (0:12.42)
Average Speed [km/h]	48.1	60.9	58.1	58.2	62.3	64.2	62.5	58.6
Top Speed [km/h]	64.8	63.2	59.1	59.5	64.6	64.4	64.0	60.7
Avg. Dist. to Rail [m]	6.6	0.8	1.8	2.1	0.8	2.5	3.5	4.8
Avg. Stride Freq. [Hz]	2.1	2.1	2.0	2.0	2.1	2.2	2.2	2.1
Avg. Stride Length [m]	6.2	8.0	7.9	7.9	8.0	8.0	7.7	7.6



- [ ] Ranking at each section and finish
- .-.- No data available at this section
- NA No data available



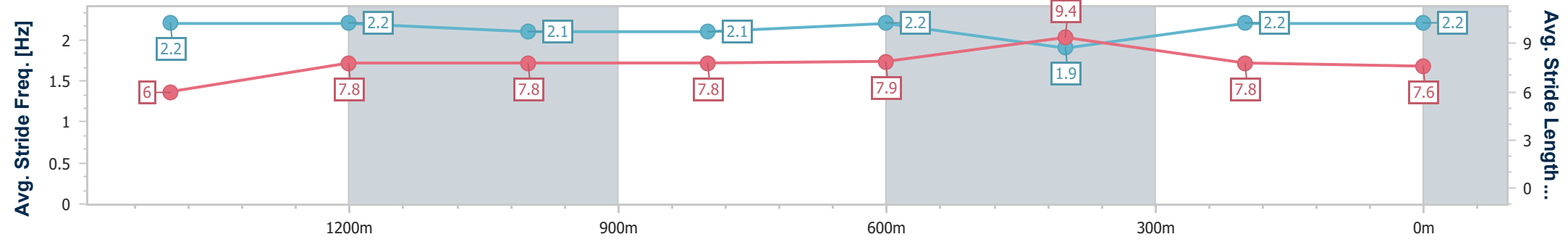
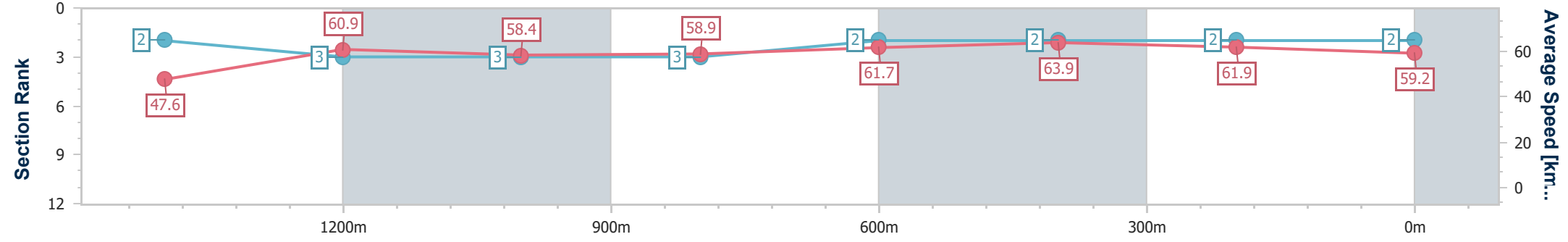
Horse/Jockey Name	Hadmytime
Final Rank	2
Fastest Section Time (Section)	0:11.33 (600m)
Top Speed [km/h] (Section)	65.1 (600m)
Race State	Finished



**Townsville QLD Professional**  
**Race 4: Hygain Maiden Handicap - 1609m**  
 02 July 2024 - 14:15  
 Track Rating: Soft 5, Weather: Fine, Rail Position: +7m 1000m-  
 W/Post; +2m Remainder



Section	Overall	1400m	1200m	1000m	800m	600m	400m	200m						
Section Times	1:39.24 [2] (0:16.05)	1:23.19 [2] (0:11.87)	1:11.32 [3] (0:12.26)	0:59.06 [3] (0:12.08)	0:46.98 [3] (0:11.65)	0:35.33 [2] (0:11.33)	0:24.00 [2] (0:11.70)	0:12.30 [2] (0:12.30)						
Average Speed [km/h]	47.6	60.9	58.4	58.9	61.7	63.9	61.9	59.2						
Top Speed [km/h]	64.8	63.2	59.2	60.5	62.7	65.1	63.7	60.9						
Avg. Dist. to Rail [m]	8.6	1.3	1.8	2.8	0.4	1.4	3.8	5.1						
Avg. Stride Freq. [Hz]	2.2	2.2	2.1	2.1	2.2	1.9	2.2	2.2						
Avg. Stride Length [m]	6.0	7.8	7.8	7.8	7.9	9.4	7.8	7.6						



- [ ] Ranking at each section and finish
- .-.- No data available at this section
- NA No data available



Horse/Jockey Name	Deer Hunter
Final Rank	3
Fastest Section Time (Section)	0:11.50 (400m)
Top Speed [km/h] (Section)	65.6 (800m)
Race State	Finished



### Townsville QLD Professional

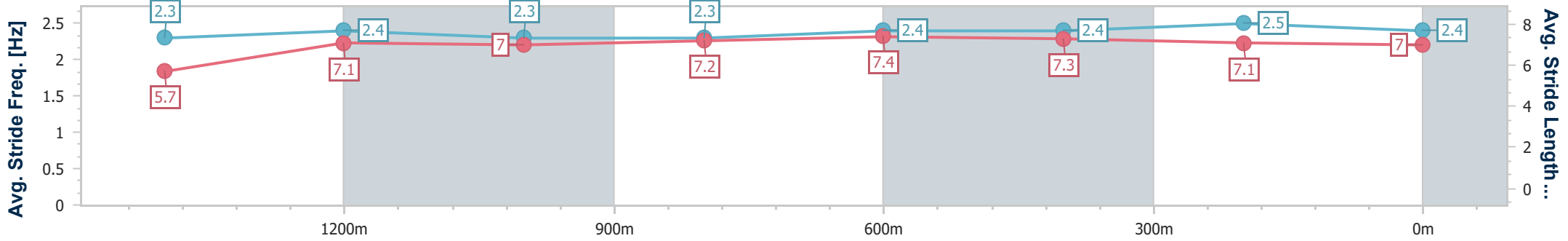
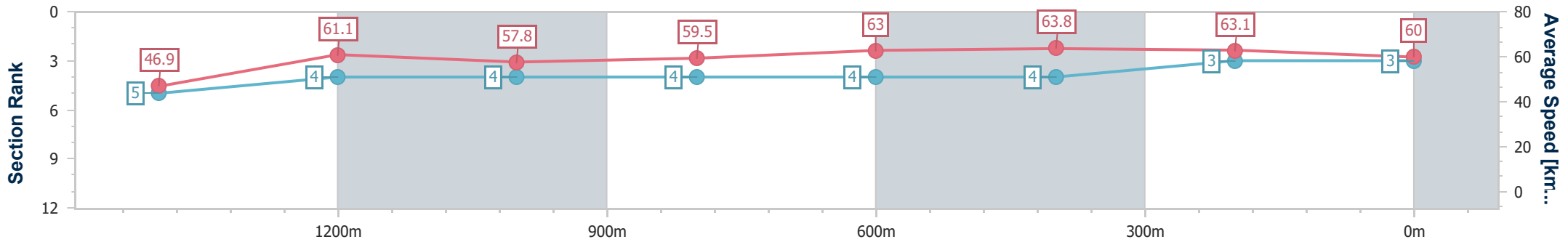
#### Race 4: Hygain Maiden Handicap - 1609m

02 July 2024 - 14:15

Track Rating: Soft 5, Weather: Fine, Rail Position: +7m 1000m-  
W/Post; +2m Remainder



Section	Overall	1400m	1200m	1000m	800m	600m	400m	200m
Section Times	1:39.32 [3] (0:16.25)	1:23.07 [5] (0:11.78)	1:11.29 [4] (0:12.43)	0:58.86 [4] (0:12.08)	0:46.78 [4] (0:11.58)	0:35.20 [4] (0:11.55)	0:23.65 [4] (0:11.50)	0:12.15 [3] (0:12.15)
Average Speed [km/h]	46.9	61.1	57.8	59.5	63.0	63.8	63.1	60.0
Top Speed [km/h]	63.9	63.8	58.6	60.6	65.6	64.8	63.9	61.5
Avg. Dist. to Rail [m]	7.6	1.5	1.9	1.4	2.9	4.7	5.0	5.9
Avg. Stride Freq. [Hz]	2.3	2.4	2.3	2.3	2.4	2.4	2.5	2.4
Avg. Stride Length [m]	5.7	7.1	7.0	7.2	7.4	7.3	7.1	7.0



- [ ] Ranking at each section and finish
- .-.- No data available at this section
- NA No data available



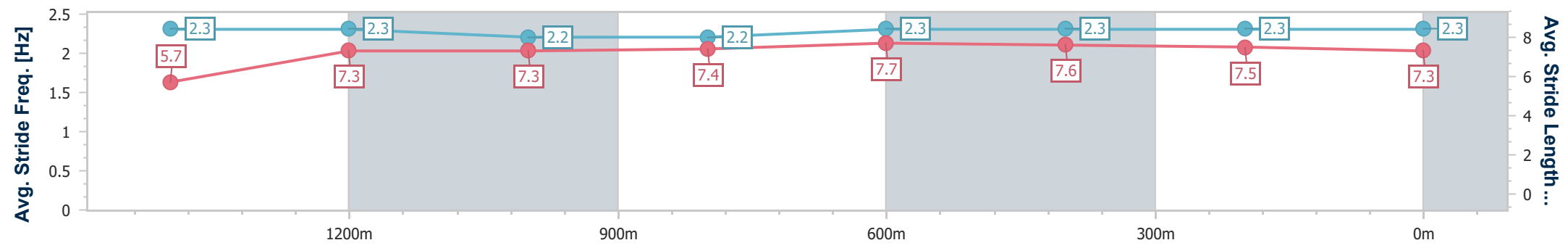
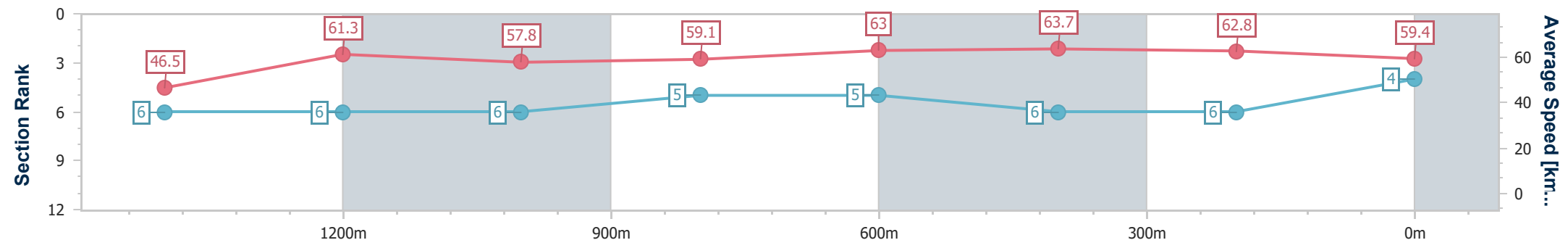
Horse/Jockey Name	Twenty Three Wall
Final Rank	4
Fastest Section Time (Section)	0:11.47 (600m)
Top Speed [km/h] (Section)	65.2 (600m)
Race State	Finished



Townsville QLD Professional  
 Race 4: Hygain Maiden Handicap - 1609m  
 02 July 2024 - 14:15  
 Track Rating: Soft 5, Weather: Fine, Rail Position: +7m 1000m-  
 W/Post; +2m Remainder



Section	Overall	1400m	1200m	1000m	800m	600m	400m	200m						
Section Times	1:39.64 [4] (0:16.48)	1:23.16 [6] (0:11.81)	1:11.35 [6] (0:12.42)	0:58.93 [6] (0:12.07)	0:46.86 [5] (0:11.54)	0:35.32 [5] (0:11.47)	0:23.85 [6] (0:11.58)	0:12.27 [6] (0:12.27)						
Average Speed [km/h]	46.5	61.3	57.8	59.1	63.0	63.7	62.8	59.4						
Top Speed [km/h]	64.8	64.4	58.6	60.7	64.6	65.2	63.9	62.3						
Avg. Dist. to Rail [m]	9.5	2.1	1.9	2.0	1.9	3.5	6.5	7.4						
Avg. Stride Freq. [Hz]	2.3	2.3	2.2	2.2	2.3	2.3	2.3	2.3						
Avg. Stride Length [m]	5.7	7.3	7.3	7.4	7.7	7.6	7.5	7.3						



- [ ] Ranking at each section and finish
- .-.- No data available at this section
- NA No data available



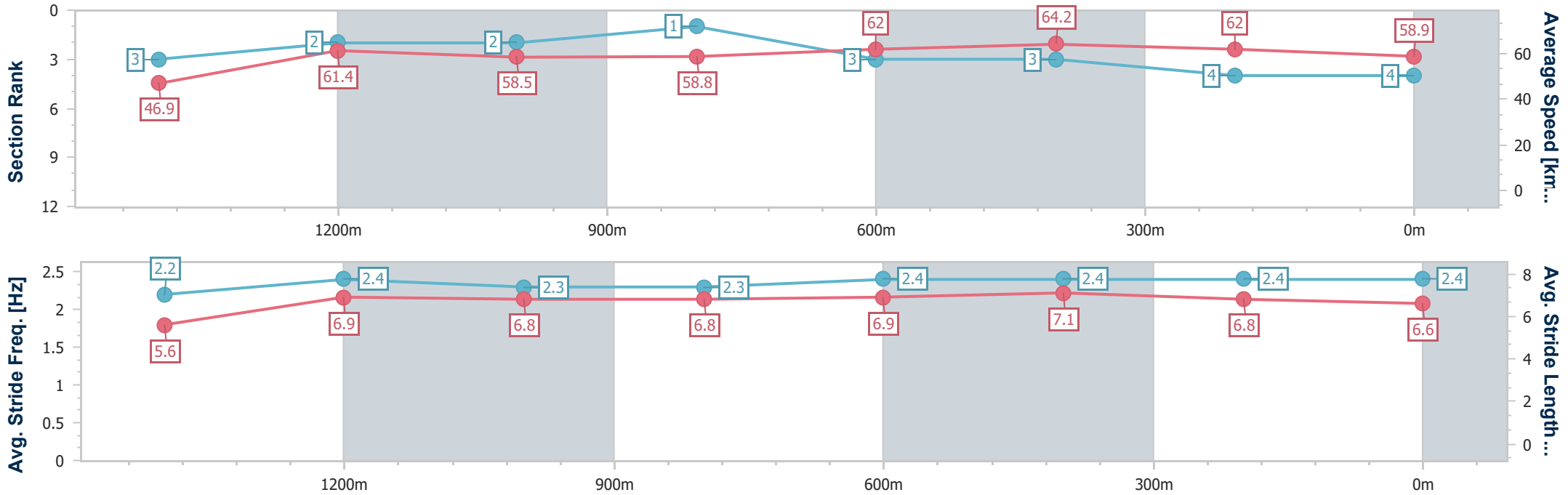
Horse/Jockey Name	Bogan Princess
Final Rank	4
Fastest Section Time (Section)	0:11.57 (600m)
Top Speed [km/h] (Section)	65.1 (600m)
Race State	Finished



Townsville QLD Professional  
 Race 4: Hygain Maiden Handicap - 1609m  
 02 July 2024 - 14:15  
 Track Rating: Soft 5, Weather: Fine, Rail Position: +7m 1000m-  
 W/Post; +2m Remainder



Section	Overall	1400m	1200m	1000m	800m	600m	400m	200m						
Section Times	1:39.64 [4] (0:16.10)	1:23.54 [3] (0:11.69)	1:11.85 [2] (0:12.17)	0:59.68 [2] (0:12.09)	0:47.59 [1] (0:11.97)	0:35.62 [3] (0:11.57)	0:24.05 [3] (0:11.70)	0:12.35 [4] (0:12.35)						
Average Speed [km/h]	46.9	61.4	58.5	58.8	62.0	64.2	62.0	58.9						
Top Speed [km/h]	64.4	64.3	59.7	59.7	64.4	65.1	63.8	60.7						
Avg. Dist. to Rail [m]	4.6	1.9	4.8	3.6	6.3	6.2	4.7	4.9						
Avg. Stride Freq. [Hz]	2.2	2.4	2.3	2.3	2.4	2.4	2.4	2.4						
Avg. Stride Length [m]	5.6	6.9	6.8	6.8	6.9	7.1	6.8	6.6						



- [ ] Ranking at each section and finish
- .-.- No data available at this section
- NA No data available



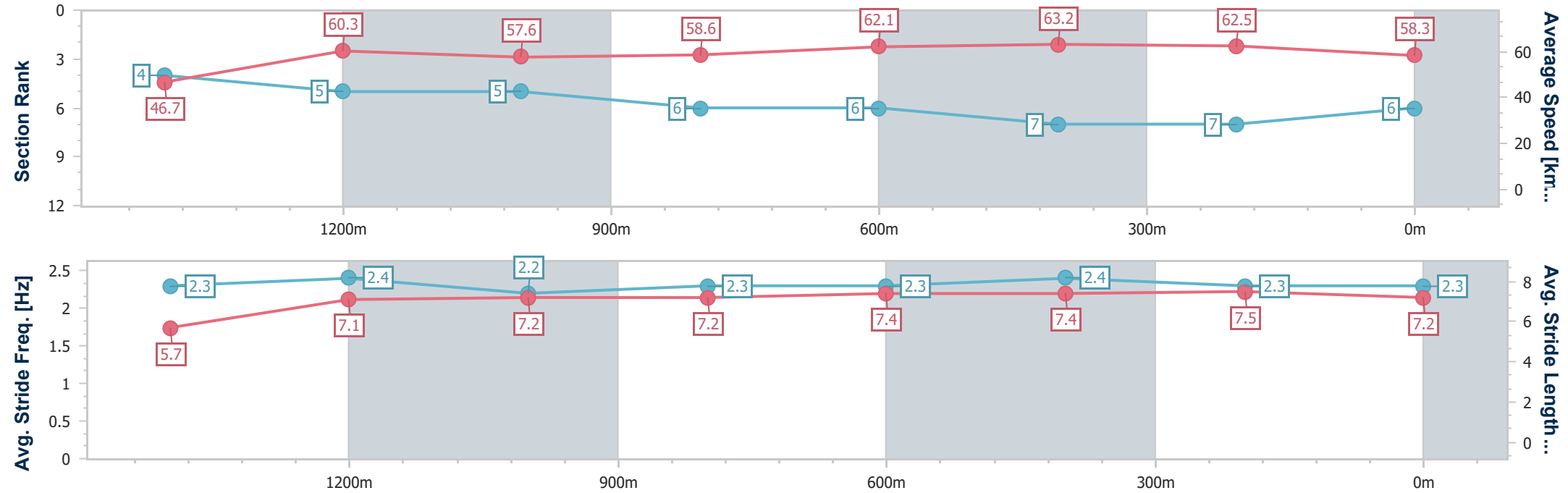
Horse/Jockey Name	Ratalouie
Final Rank	6
Fastest Section Time (Section)	0:11.46 (600m)
Top Speed [km/h] (Section)	64.4 (600m)
Race State	Finished



**Townsville QLD Professional**  
**Race 4: Hygain Maiden Handicap - 1609m**  
 02 July 2024 - 14:15  
 Track Rating: Soft 5, Weather: Fine, Rail Position: +7m 1000m-  
 W/Post; +2m Remainder



Section	Overall	1400m	1200m	1000m	800m	600m	400m	200m					
Section Times	1:39.92 [6] (0:16.21)	1:23.71 [4] (0:11.99)	1:11.72 [5] (0:12.42)	0:59.30 [5] (0:12.17)	0:47.13 [6] (0:11.62)	0:35.51 [6] (0:11.46)	0:24.05 [7] (0:11.59)	0:12.46 [7] (0:12.46)					
Average Speed [km/h]	46.7	60.3	57.6	58.6	62.1	63.2	62.5	58.3					
Top Speed [km/h]	63.7	62.4	58.6	59.9	64.4	64.4	63.0	62.0					
Avg. Dist. to Rail [m]	6.0	1.4	1.9	2.2	0.4	1.4	3.1	4.9					
Avg. Stride Freq. [Hz]	2.3	2.4	2.2	2.3	2.3	2.4	2.3	2.3					
Avg. Stride Length [m]	5.7	7.1	7.2	7.2	7.4	7.4	7.5	7.2					



- [ ] Ranking at each section and finish
- .-.- No data available at this section
- NA No data available





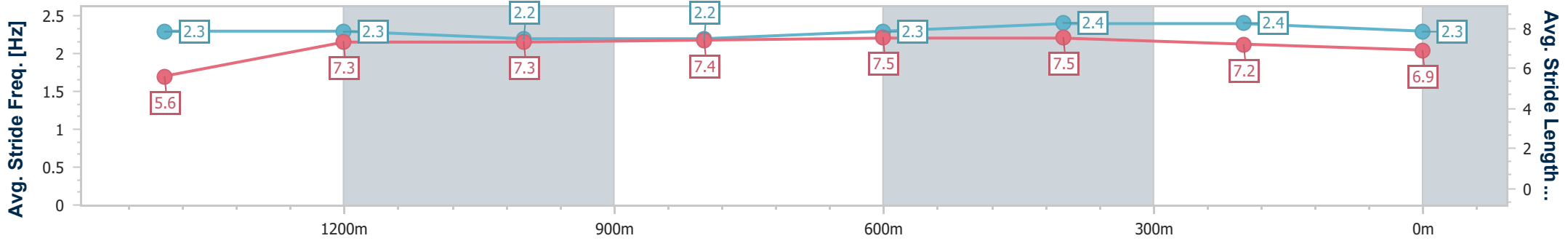
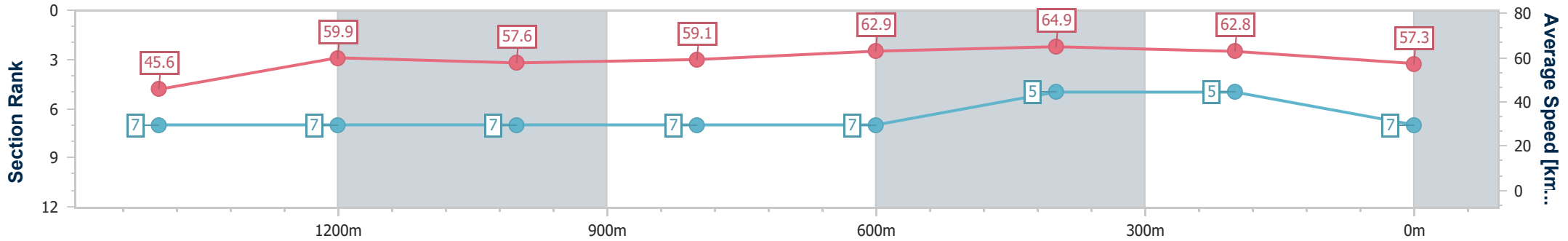
Horse/Jockey Name	Kaisa
Final Rank	7
Fastest Section Time (Section)	0:11.27 (600m)
Top Speed [km/h] (Section)	66.4 (800m)
Race State	Finished



**Townsville QLD Professional**  
**Race 4: Hygain Maiden Handicap - 1609m**  
 02 July 2024 - 14:15  
 Track Rating: Soft 5, Weather: Fine, Rail Position: +7m 1000m-  
 W/Post; +2m Remainder



Section	Overall	1400m	1200m	1000m	800m	600m	400m	200m						
Section Times	1:40.05 [7] (0:16.56)	1:23.49 [7] (0:12.00)	1:11.49 [7] (0:12.43)	0:59.06 [7] (0:11.98)	0:47.08 [7] (0:11.55)	0:35.53 [7] (0:11.27)	0:24.26 [5] (0:11.56)	0:12.70 [5] (0:12.70)						
Average Speed [km/h]	45.6	59.9	57.6	59.1	62.9	64.9	62.8	57.3						
Top Speed [km/h]	65.1	64.7	59.8	60.0	66.4	66.2	64.6	60.9						
Avg. Dist. to Rail [m]	6.7	0.6	2.0	3.0	1.4	3.4	6.2	7.8						
Avg. Stride Freq. [Hz]	2.3	2.3	2.2	2.2	2.3	2.4	2.4	2.3						
Avg. Stride Length [m]	5.6	7.3	7.3	7.4	7.5	7.5	7.2	6.9						



- [ ] Ranking at each section and finish
- .-.- No data available at this section
- NA No data available



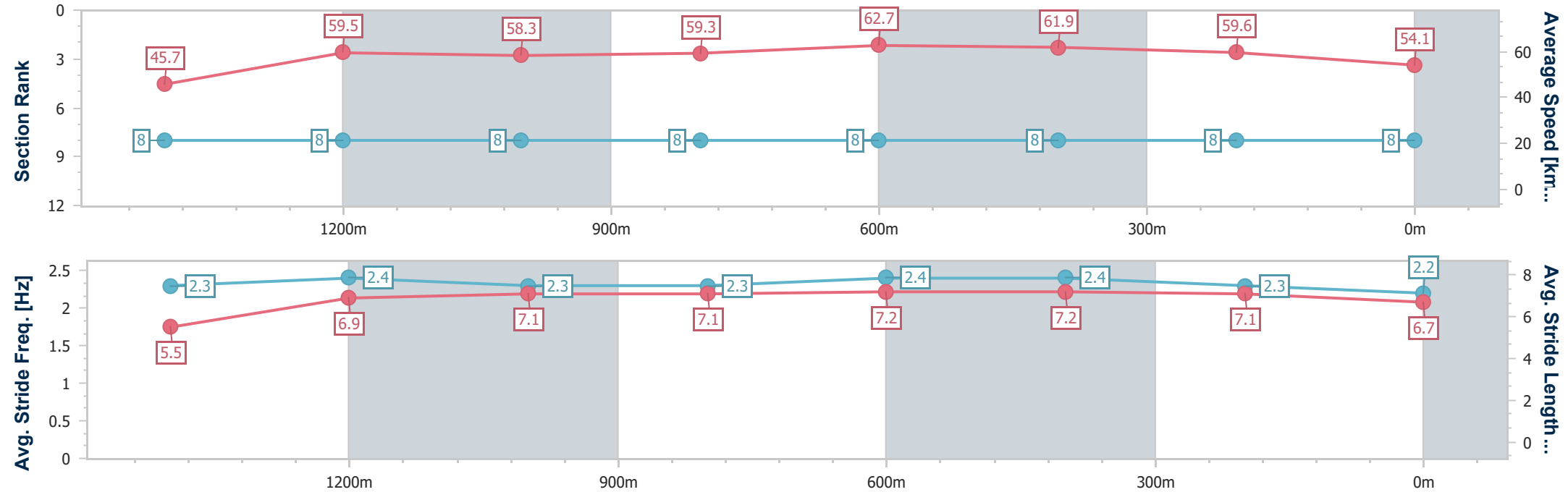
Horse/Jockey Name	Sirene Rouge
Final Rank	8
Fastest Section Time (Section)	0:11.52 (800m)
Top Speed [km/h] (Section)	64.5 (800m)
Race State	Finished



**Townsville QLD Professional**  
**Race 4: Hygain Maiden Handicap - 1609m**  
 02 July 2024 - 14:15  
 Track Rating: Soft 5, Weather: Fine, Rail Position: +7m 1000m-  
 W/Post; +2m Remainder



Section	Overall	1400m	1200m	1000m	800m	600m	400m	200m						
Section Times	1:41.91 [8] (0:16.70)	1:25.21 [8] (0:12.11)	1:13.10 [8] (0:12.27)	1:00.83 [8] (0:11.95)	0:48.88 [8] (0:11.52)	0:37.36 [8] (0:11.77)	0:25.59 [8] (0:12.14)	0:13.45 [8] (0:13.45)						
Average Speed [km/h]	45.7	59.5	58.3	59.3	62.7	61.9	59.6	54.1						
Top Speed [km/h]	63.9	64.3	61.1	61.9	64.5	63.5	60.9	58.9						
Avg. Dist. to Rail [m]	8.7	0.4	1.8	3.1	0.8	2.6	2.4	2.6						
Avg. Stride Freq. [Hz]	2.3	2.4	2.3	2.3	2.4	2.4	2.3	2.2						
Avg. Stride Length [m]	5.5	6.9	7.1	7.1	7.2	7.2	7.1	6.7						



- [ ] Ranking at each section and finish
- .-.- No data available at this section
- NA No data available