



Townsville QLD Professional

Race 5: Ladbroke It! BM70 Handicap - 1609m

02 July 2024 - 14:50



Track Rating: Soft 5, Weather: Fine, Rail Position: +7m 1000m-W/Post; +2m Remainder

Section		Overall	1400m	1200m	1000m	800m	600m	400m	Last 600m				
Field Times		1:37.41 (0:15.77)	1:21.64 (0:11.39)	1:10.25 (0:12.06)	0:58.19 (0:12.00)	0:46.19 (0:11.61)	0:34.58 (0:11.50)	0:23.08 (0:11.44)	0:34.58				
Rank	TAB Horse/Jockey	Barrier	Top Speed [km/h]	Fastest Section									Distance Travelled [m]
1	3 CASTILE Chris Whiteley	8	66.7 400m	0:11.13 400m	1:37.41 [1] (0:16.56)	1:20.85 [6] (0:11.48)	1:09.37 [6] (0:11.81)	0:57.56 [6] (0:12.05)	0:45.51 [6] (0:11.45)	0:34.06 [6] (0:11.38)	0:22.68 [6] (0:11.13)	0:34.06	
2	5 NEVER CRY Ryan Wiggins	4	65.9 400m	0:11.23 400m	1:37.43 [2] (0:16.13)	1:21.30 [4] (0:11.47)	1:09.83 [4] (0:12.01)	0:57.82 [4] (0:12.08)	0:45.74 [4] (0:11.56)	0:34.18 [4] (0:11.30)	0:22.88 [3] (0:11.23)	0:34.18	-5
3	4 MOKTAFFY Lacey Morrison	2	65.2 600m	0:11.33 600m	1:37.55 [3] (0:16.11)	1:21.44 [3] (0:11.34)	1:10.10 [3] (0:11.97)	0:58.13 [3] (0:12.08)	0:46.05 [3] (0:11.57)	0:34.48 [3] (0:11.33)	0:23.15 [2] (0:11.37)	0:34.48	-6
4	7 PRINCE AKEEM Adrian Layt	3	66.4 400m	0:11.32 400m	1:38.00 [4] (0:16.33)	1:21.67 [5] (0:11.45)	1:10.22 [5] (0:11.93)	0:58.29 [5] (0:12.11)	0:46.18 [5] (0:11.46)	0:34.72 [5] (0:11.42)	0:23.30 [5] (0:11.32)	0:34.72	-6
5	9 ZOUHOPE Justin Stanley	5	65.4 800m	0:11.37 400m	1:38.29 [5] (0:16.93)	1:21.36 [8] (0:11.47)	1:09.89 [8] (0:11.68)	0:58.21 [8] (0:12.13)	0:46.08 [8] (0:11.48)	0:34.60 [7] (0:11.45)	0:23.15 [7] (0:11.37)	0:34.60	-2
6	2 VICTORY BAY Corey Bayliss	1	64.8 400m	0:11.33 400m	1:38.32 [6] (0:16.63)	1:21.69 [7] (0:11.61)	1:10.08 [7] (0:11.84)	0:58.24 [7] (0:12.13)	0:46.11 [7] (0:11.57)	0:34.54 [8] (0:11.36)	0:23.18 [8] (0:11.33)	0:34.54	-3
7	8 CHOQUANT Nathan Thomas	7	66.6 Overall	0:11.39 1400m	1:38.49 [7] (0:15.77)	1:22.72 [1] (0:11.39)	1:11.33 [1] (0:12.06)	0:59.27 [1] (0:12.00)	0:47.27 [1] (0:11.61)	0:35.66 [1] (0:11.50)	0:24.16 [1] (0:11.72)	0:35.66	-6
8	1 MISS SEATTLE Ashley Butler	6	64.5 Overall	0:11.50 1400m	1:39.74 [8] (0:15.89)	1:23.85 [2] (0:11.50)	1:12.35 [2] (0:11.93)	1:00.42 [2] (0:12.11)	0:48.31 [2] (0:11.60)	0:36.71 [2] (0:11.56)	0:25.15 [4] (0:11.83)	0:36.71	-2

Scratched: Finsceal (#6)



Townsville QLD Professional

Race 5: Ladbroke It! BM70 Handicap - 1609m

02 July 2024 - 14:50



Track Rating: Soft 5, Weather: Fine, Rail Position: +7m 1000m-W/Post; +2m Remainder

Section				200m				Last 600m	
Field Times				0:11.64 (0:11.64)				0:34.58	
Rank	TAB	Horse/Jockey	Barrier	Top Speed [km/h]	Fastest Section	Margin			Distance Travelled [m]
1	3	CASTILE Chris Whiteley	8	66.7 400m	0:11.13 400m	0:11.55 [3] (0:11.55)	1:37.41		0:34.06
2	5	NEVER CRY Ryan Wiggins	4	65.9 400m	0:11.23 400m	0:11.65 [2] (0:11.65)	0.14L		0:34.18 -5
3	4	MOKTAFFY Lacey Morrison	2	65.2 600m	0:11.33 600m	0:11.78 [1] (0:11.78)	0.82L		0:34.48 -6
4	7	PRINCE AKEEM Adrian Layt	3	66.4 400m	0:11.32 400m	0:11.98 [4] (0:11.98)	3.52L		0:34.72 -6
5	9	ZOUHOPE Justin Stanley	5	65.4 800m	0:11.37 400m	0:11.78 [8] (0:11.78)	5.22L		0:34.60 -2
6	2	VICTORY BAY Corey Bayliss	1	64.8 400m	0:11.33 400m	0:11.85 [7] (0:11.85)	5.37L		0:34.54 -3
7	8	CHOQUANT Nathan Thomas	7	66.6 Overall	0:11.39 1400m	0:12.44 [5] (0:12.44)	6.39L		0:35.66 -6
8	1	MISS SEATTLE Ashley Butler	6	64.5 Overall	0:11.50 1400m	0:13.32 [6] (0:13.32)	13.7L		0:36.71 -2

Scratched: Finsceal (#6)



Horse/Jockey Name	Castile
Final Rank	1
Fastest Section Time (Section)	0:11.13 (400m)
Top Speed [km/h] (Section)	66.7 (400m)
Race State	Finished



Townsville QLD Professional

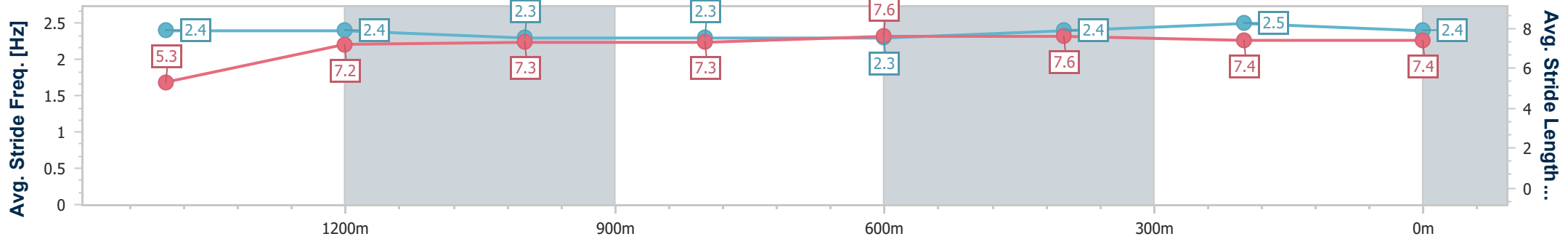
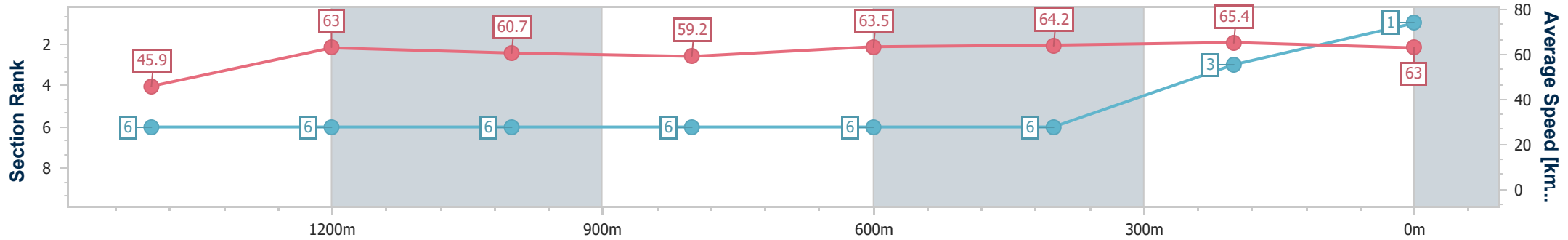
Race 5: Ladbroke It! BM70 Handicap - 1609m

02 July 2024 - 14:50

Track Rating: Soft 5, Weather: Fine, Rail Position: +7m 1000m-
W/Post; +2m Remainder



Section	Overall	1400m	1200m	1000m	800m	600m	400m	200m
Section Times	1:37.41 [1] (0:16.56)	1:20.85 [6] (0:11.48)	1:09.37 [6] (0:11.81)	0:57.56 [6] (0:12.05)	0:45.51 [6] (0:11.45)	0:34.06 [6] (0:11.38)	0:22.68 [6] (0:11.13)	0:11.55 [3] (0:11.55)
Average Speed [km/h]	45.9	63.0	60.7	59.2	63.5	64.2	65.4	63.0
Top Speed [km/h]	62.8	64.0	64.2	61.2	64.9	65.6	66.7	64.7
Avg. Dist. to Rail [m]	7.4	1.6	2.0	1.7	1.8	3.1	5.5	4.1
Avg. Stride Freq. [Hz]	2.4	2.4	2.3	2.3	2.3	2.4	2.5	2.4
Avg. Stride Length [m]	5.3	7.2	7.3	7.3	7.6	7.6	7.4	7.4



- [] Ranking at each section and finish
- .-.- No data available at this section
- NA No data available



Horse/Jockey Name	Never Cry
Final Rank	2
Fastest Section Time (Section)	0:11.23 (400m)
Top Speed [km/h] (Section)	65.9 (400m)
Race State	Finished



Townsville QLD Professional

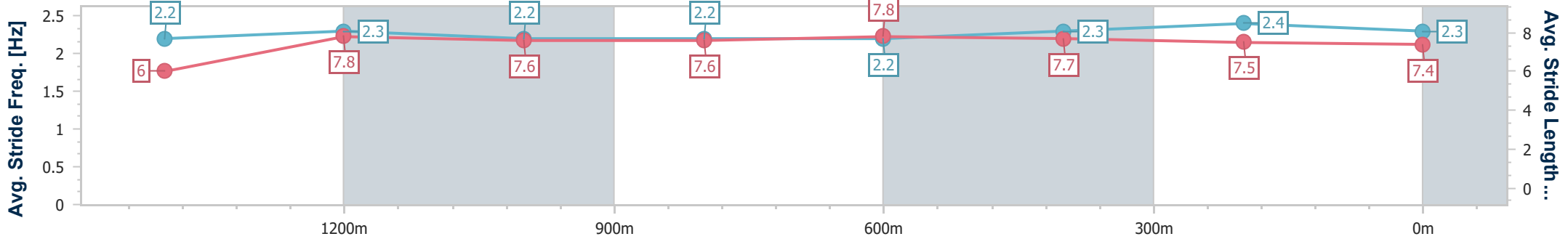
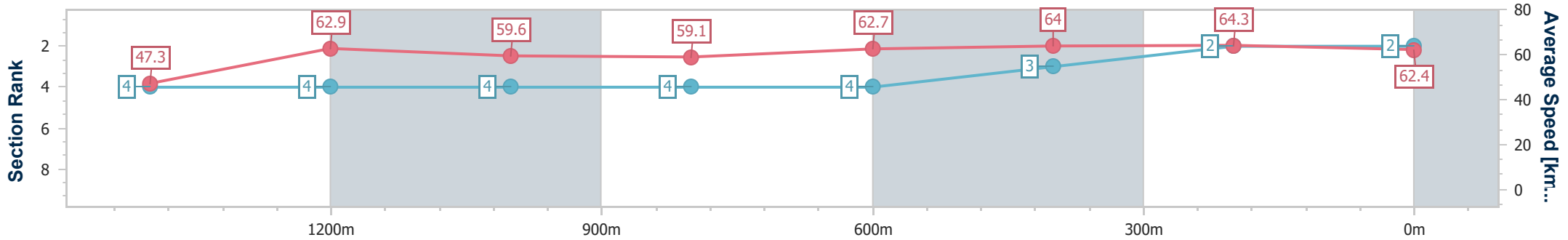
Race 5: Ladbroke It! BM70 Handicap - 1609m

02 July 2024 - 14:50

Track Rating: Soft 5, Weather: Fine, Rail Position: +7m 1000m-
W/Post; +2m Remainder



Section	Overall	1400m	1200m	1000m	800m	600m	400m	200m						
Section Times	1:37.43 [2] (0:16.13)	1:21.30 [4] (0:11.47)	1:09.83 [4] (0:12.01)	0:57.82 [4] (0:12.08)	0:45.74 [4] (0:11.56)	0:34.18 [4] (0:11.30)	0:22.88 [3] (0:11.23)	0:11.65 [2] (0:11.65)						
Average Speed [km/h]	47.3	62.9	59.6	59.1	62.7	64.0	64.3	62.4						
Top Speed [km/h]	62.2	63.6	62.9	61.2	63.9	65.8	65.9	65.0						
Avg. Dist. to Rail [m]	6.5	1.6	1.9	1.9	1.4	0.7	2.0	2.5						
Avg. Stride Freq. [Hz]	2.2	2.3	2.2	2.2	2.2	2.3	2.4	2.3						
Avg. Stride Length [m]	6.0	7.8	7.6	7.6	7.8	7.7	7.5	7.4						



- [] Ranking at each section and finish
- .-.- No data available at this section
- NA No data available



Horse/Jockey Name	Moktaffy
Final Rank	3
Fastest Section Time (Section)	0:11.33 (600m)
Top Speed [km/h] (Section)	65.2 (600m)
Race State	Finished



Townsville QLD Professional

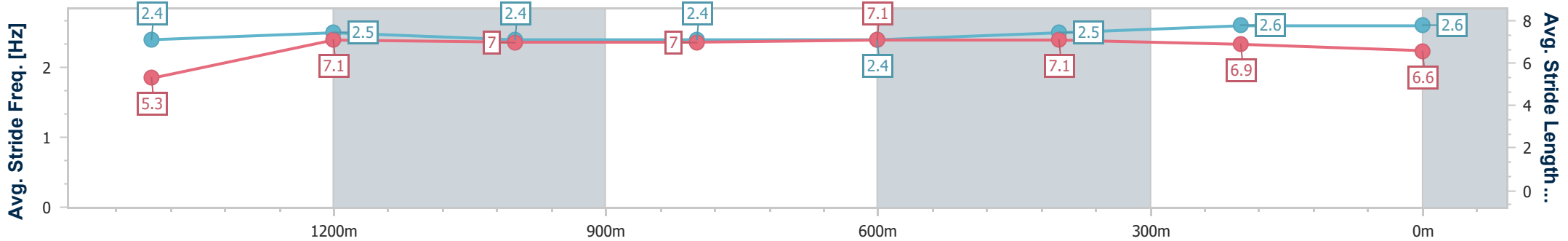
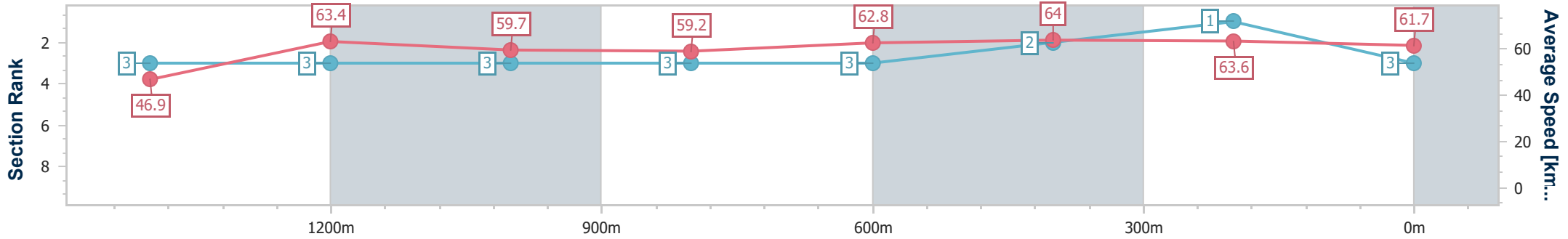
Race 5: Ladbroke It! BM70 Handicap - 1609m

02 July 2024 - 14:50

Track Rating: Soft 5, Weather: Fine, Rail Position: +7m 1000m-
W/Post; +2m Remainder



Section	Overall	1400m	1200m	1000m	800m	600m	400m	200m
Section Times	1:37.55 [3] (0:16.11)	1:21.44 [3] (0:11.34)	1:10.10 [3] (0:11.97)	0:58.13 [3] (0:12.08)	0:46.05 [3] (0:11.57)	0:34.48 [3] (0:11.33)	0:23.15 [2] (0:11.37)	0:11.78 [1] (0:11.78)
Average Speed [km/h]	46.9	63.4	59.7	59.2	62.8	64.0	63.6	61.7
Top Speed [km/h]	62.0	64.3	62.9	61.3	64.2	65.2	64.0	63.4
Avg. Dist. to Rail [m]	4.5	0.5	1.9	2.1	1.6	1.5	1.5	0.9
Avg. Stride Freq. [Hz]	2.4	2.5	2.4	2.4	2.4	2.5	2.6	2.6
Avg. Stride Length [m]	5.3	7.1	7.0	7.0	7.1	7.1	6.9	6.6



- [] Ranking at each section and finish
- .-.- No data available at this section
- NA No data available



Horse/Jockey Name	Prince Akeem
Final Rank	4
Fastest Section Time (Section)	0:11.32 (400m)
Top Speed [km/h] (Section)	66.4 (400m)
Race State	Finished



Townsville QLD Professional

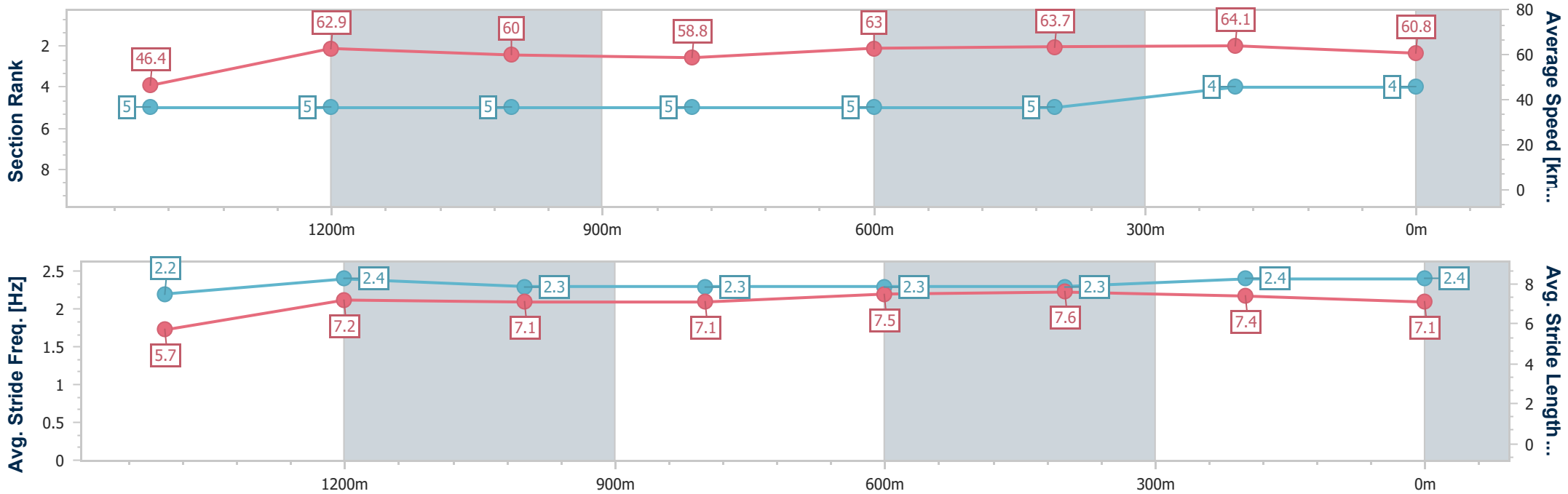
Race 5: Ladbroke It! BM70 Handicap - 1609m

02 July 2024 - 14:50

Track Rating: Soft 5, Weather: Fine, Rail Position: +7m 1000m-
W/Post; +2m Remainder



Section	Overall	1400m	1200m	1000m	800m	600m	400m	200m						
Section Times	1:38.00 [4] (0:16.33)	1:21.67 [5] (0:11.45)	1:10.22 [5] (0:11.93)	0:58.29 [5] (0:12.11)	0:46.18 [5] (0:11.46)	0:34.72 [5] (0:11.42)	0:23.30 [5] (0:11.32)	0:11.98 [4] (0:11.98)						
Average Speed [km/h]	46.4	62.9	60.0	58.8	63.0	63.7	64.1	60.8						
Top Speed [km/h]	62.6	64.6	63.2	59.9	65.0	64.8	66.4	62.3						
Avg. Dist. to Rail [m]	5.7	0.2	1.9	2.6	0.8	2.3	3.8	4.5						
Avg. Stride Freq. [Hz]	2.2	2.4	2.3	2.3	2.3	2.3	2.4	2.4						
Avg. Stride Length [m]	5.7	7.2	7.1	7.1	7.5	7.6	7.4	7.1						



- [] Ranking at each section and finish
- .-.- No data available at this section
- NA No data available



Horse/Jockey Name	Zouhope
Final Rank	5
Fastest Section Time (Section)	0:11.37 (400m)
Top Speed [km/h] (Section)	65.4 (800m)
Race State	Finished



Townsville QLD Professional

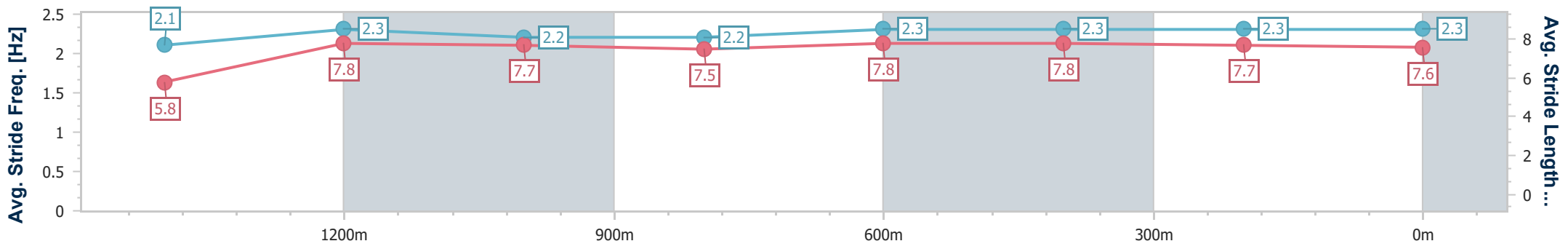
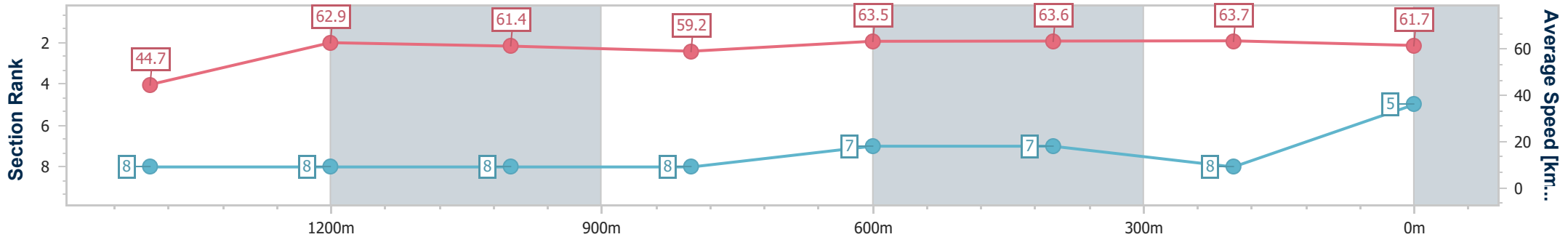
Race 5: Ladbroke It! BM70 Handicap - 1609m

02 July 2024 - 14:50

Track Rating: Soft 5, Weather: Fine, Rail Position: +7m 1000m-
W/Post; +2m Remainder



Section	Overall	1400m	1200m	1000m	800m	600m	400m	200m						
Section Times	1:38.29 [5] (0:16.93)	1:21.36 [8] (0:11.47)	1:09.89 [8] (0:11.68)	0:58.21 [8] (0:12.13)	0:46.08 [8] (0:11.48)	0:34.60 [7] (0:11.45)	0:23.15 [7] (0:11.37)	0:11.78 [8] (0:11.78)						
Average Speed [km/h]	44.7	62.9	61.4	59.2	63.5	63.6	63.7	61.7						
Top Speed [km/h]	61.8	63.4	64.3	61.1	65.4	64.5	64.6	62.7						
Avg. Dist. to Rail [m]	5.4	1.5	1.9	1.3	2.2	2.6	3.5	4.4						
Avg. Stride Freq. [Hz]	2.1	2.3	2.2	2.2	2.3	2.3	2.3	2.3						
Avg. Stride Length [m]	5.8	7.8	7.7	7.5	7.8	7.8	7.7	7.6						



- [] Ranking at each section and finish
- .-.- No data available at this section
- NA No data available



Horse/Jockey Name	Victory Bay
Final Rank	6
Fastest Section Time (Section)	0:11.33 (400m)
Top Speed [km/h] (Section)	64.8 (400m)
Race State	Finished



Townsville QLD Professional

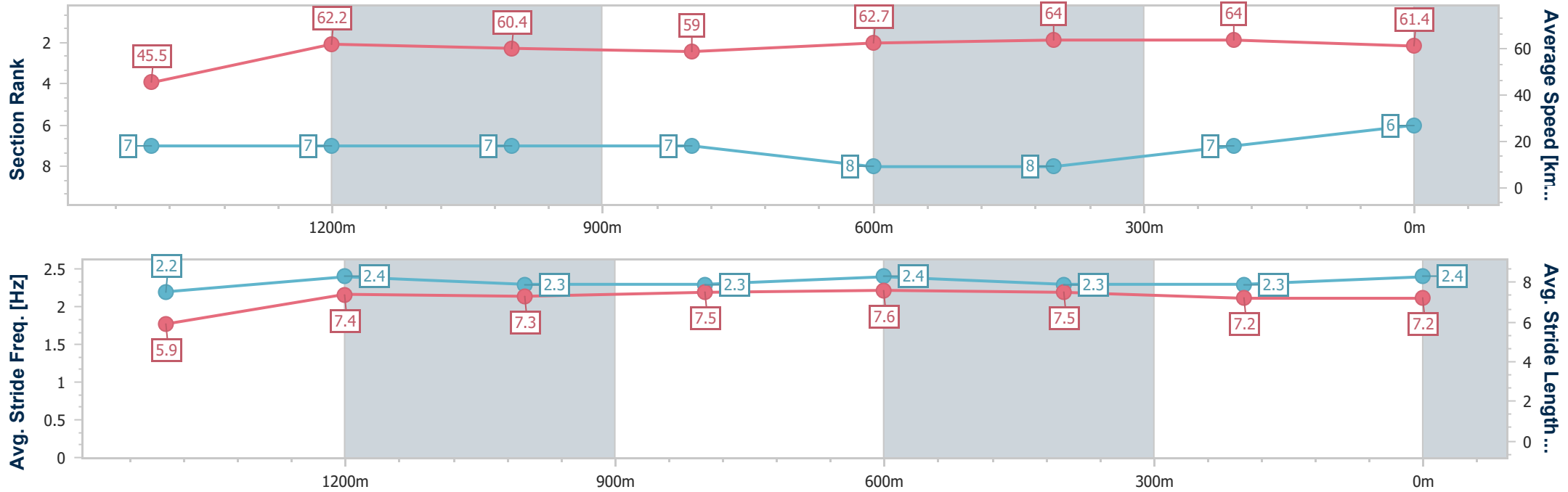
Race 5: Ladbroke It! BM70 Handicap - 1609m

02 July 2024 - 14:50

Track Rating: Soft 5, Weather: Fine, Rail Position: +7m 1000m-
W/Post; +2m Remainder



Section	Overall	1400m	1200m	1000m	800m	600m	400m	200m						
Section Times	1:38.32 [6] (0:16.63)	1:21.69 [7] (0:11.61)	1:10.08 [7] (0:11.84)	0:58.24 [7] (0:12.13)	0:46.11 [7] (0:11.57)	0:34.54 [8] (0:11.36)	0:23.18 [8] (0:11.33)	0:11.85 [7] (0:11.85)						
Average Speed [km/h]	45.5	62.2	60.4	59.0	62.7	64.0	64.0	61.4						
Top Speed [km/h]	61.8	62.6	62.5	60.5	63.8	64.5	64.8	63.0						
Avg. Dist. to Rail [m]	4.7	1.1	2.0	1.7	1.4	2.4	3.7	5.0						
Avg. Stride Freq. [Hz]	2.2	2.4	2.3	2.3	2.4	2.3	2.3	2.4						
Avg. Stride Length [m]	5.9	7.4	7.3	7.5	7.6	7.5	7.2	7.2						



- [] Ranking at each section and finish
- .-.- No data available at this section
- NA No data available



Horse/Jockey Name	Choquant
Final Rank	7
Fastest Section Time (Section)	0:11.39 (1400m)
Top Speed [km/h] (Section)	66.6 (Overall)
Race State	Finished



Townsville QLD Professional

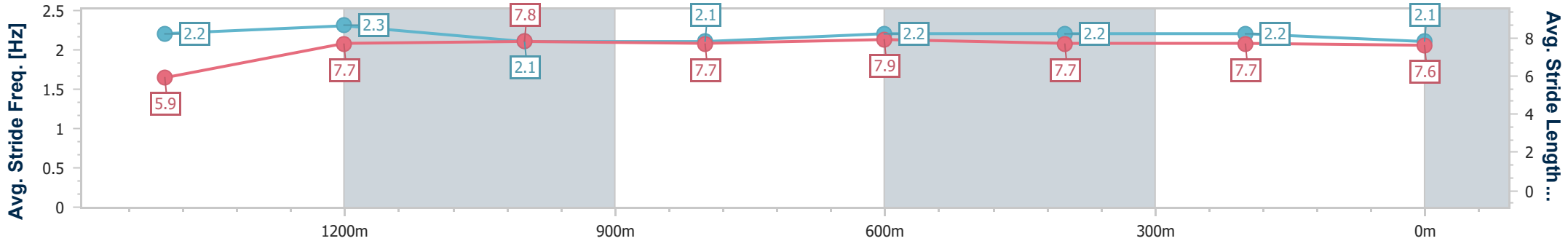
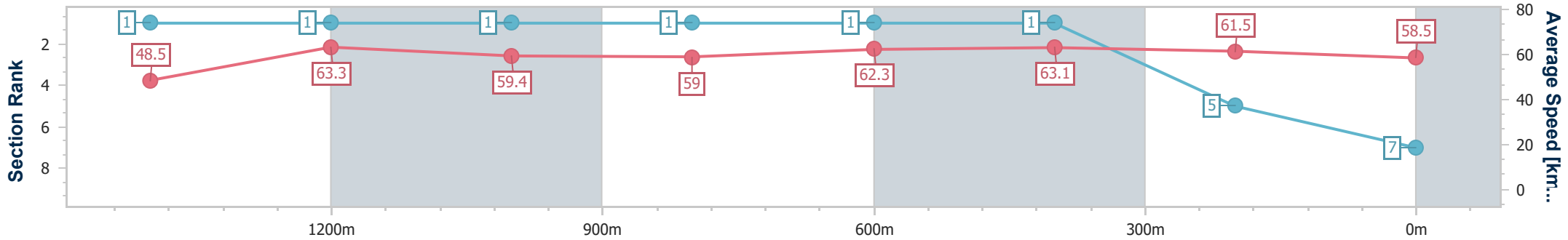
Race 5: Ladbroke It! BM70 Handicap - 1609m

02 July 2024 - 14:50

Track Rating: Soft 5, Weather: Fine, Rail Position: +7m 1000m-
W/Post; +2m Remainder



Section	Overall	1400m	1200m	1000m	800m	600m	400m	200m						
Section Times	1:38.49 [7] (0:15.77)	1:22.72 [1] (0:11.39)	1:11.33 [1] (0:12.06)	0:59.27 [1] (0:12.00)	0:47.27 [1] (0:11.61)	0:35.66 [1] (0:11.50)	0:24.16 [1] (0:11.72)	0:12.44 [5] (0:12.44)						
Average Speed [km/h]	48.5	63.3	59.4	59.0	62.3	63.1	61.5	58.5						
Top Speed [km/h]	66.6	66.5	61.3	60.5	64.2	64.8	63.6	60.4						
Avg. Dist. to Rail [m]	8.1	1.0	2.4	3.4	1.4	1.6	0.3	1.0						
Avg. Stride Freq. [Hz]	2.2	2.3	2.1	2.1	2.2	2.2	2.2	2.1						
Avg. Stride Length [m]	5.9	7.7	7.8	7.7	7.9	7.7	7.7	7.6						



- [] Ranking at each section and finish
- .-.- No data available at this section
- NA No data available



Horse/Jockey Name	Miss Seattle
Final Rank	8
Fastest Section Time (Section)	0:11.50 (1400m)
Top Speed [km/h] (Section)	64.5 (Overall)
Race State	Finished



Townsville QLD Professional

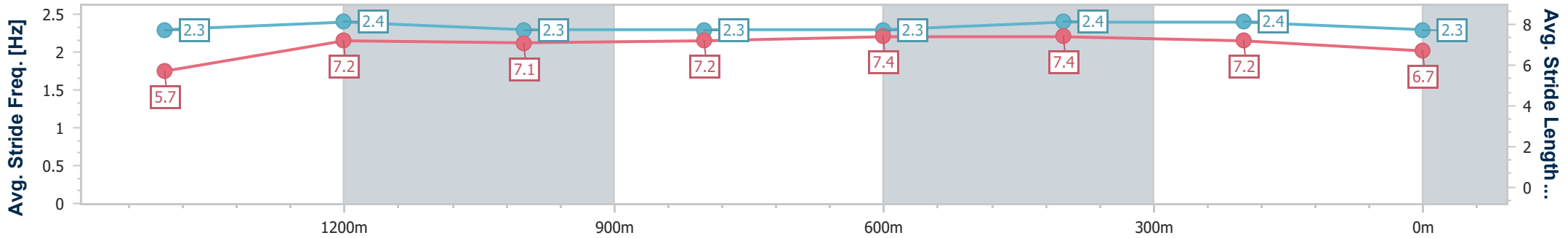
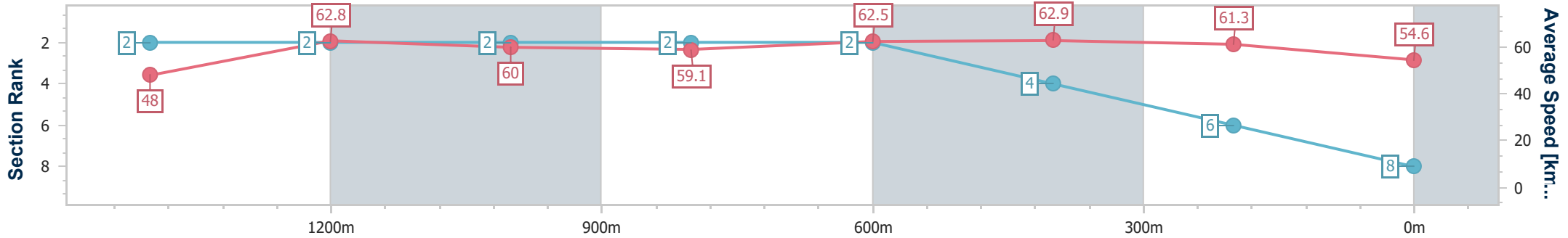
Race 5: Ladbroke It! BM70 Handicap - 1609m

02 July 2024 - 14:50

Track Rating: Soft 5, Weather: Fine, Rail Position: +7m 1000m-
W/Post; +2m Remainder



Section	Overall	1400m	1200m	1000m	800m	600m	400m	200m						
Section Times	1:39.74 [8] (0:15.89)	1:23.85 [2] (0:11.50)	1:12.35 [2] (0:11.93)	1:00.42 [2] (0:12.11)	0:48.31 [2] (0:11.60)	0:36.71 [2] (0:11.56)	0:25.15 [4] (0:11.83)	0:13.32 [6] (0:13.32)						
Average Speed [km/h]	48.0	62.8	60.0	59.1	62.5	62.9	61.3	54.6						
Top Speed [km/h]	64.5	64.3	62.4	61.6	63.7	64.4	62.9	60.4						
Avg. Dist. to Rail [m]	7.7	1.1	1.8	1.8	1.2	2.3	4.6	6.4						
Avg. Stride Freq. [Hz]	2.3	2.4	2.3	2.3	2.3	2.4	2.4	2.3						
Avg. Stride Length [m]	5.7	7.2	7.1	7.2	7.4	7.4	7.2	6.7						



- [] Ranking at each section and finish
- .-.- No data available at this section
- NA No data available