



Eagle Farm QLD Professional

Race 9: MEKKA RACEDAY 17 AUGUST BENCHMARK 70 Handicap - 1600m

03 July 2024 - 16:40



BRISBANE
RACING CLUB

Track Rating: Heavy 9, Weather: Showers, Rail Position: +9m Entire

Section		Overall	1400m	1200m	1000m	800m	600m	400m	Last 600m				
Field Times		1:41.15 (0:13.84)	1:27.31 (0:12.49)	1:14.82 (0:13.30)	1:01.52 (0:12.94)	0:48.58 (0:12.59)	0:35.99 (0:11.66)	0:24.33 (0:11.68)	0:35.99				
Rank	TAB Horse/Jockey	Barrier	Top Speed [km/h]	Fastest Section	Distance Travelled [m]								
1	4 PATMOS ISLAND Marnu Potgieter	3	64.4 600m	0:11.56 400m	1:41.15 [1] (0:14.14)	1:27.01 [3] (0:12.47)	1:14.54 [3] (0:13.37)	1:01.17 [3] (0:13.00)	0:48.17 [4] (0:12.52)	0:35.65 [4] (0:11.69)	0:23.96 [4] (0:11.56)	0:35.65	
2	10 NEW LEVEL Ryan Maloney	5	64.5 600m	0:11.50 400m	1:41.28 [2] (0:14.06)	1:27.22 [2] (0:12.47)	1:14.75 [2] (0:13.22)	1:01.53 [2] (0:13.08)	0:48.45 [2] (0:12.60)	0:35.85 [2] (0:11.57)	0:24.28 [2] (0:11.50)	0:35.85	+2
3	8 RAGING POLE Cejay Graham	6	65.0 600m	0:11.56 400m	1:41.31 [3] (0:14.18)	1:27.13 [4] (0:12.49)	1:14.64 [4] (0:13.32)	1:01.32 [4] (0:12.98)	0:48.34 [3] (0:12.46)	0:35.88 [3] (0:11.73)	0:24.15 [3] (0:11.56)	0:35.88	+5
4	15 CONDRIEU Angela Jones	14	64.2 600m	0:11.65 600m	1:41.41 [4] (0:14.49)	1:26.92 [7] (0:12.72)	1:14.20 [8] (0:13.14)	1:01.06 [6] (0:12.82)	0:48.24 [5] (0:12.49)	0:35.75 [6] (0:11.65)	0:24.10 [5] (0:11.67)	0:35.75	+6
5	3 FUN SPONGE Tahlia Fenlon	12	63.2 600m	0:11.66 600m	1:41.54 [5] (0:13.84)	1:27.70 [1] (0:12.49)	1:15.21 [1] (0:13.30)	1:01.91 [1] (0:12.94)	0:48.97 [1] (0:12.59)	0:36.38 [1] (0:11.66)	0:24.72 [1] (0:11.80)	0:36.38	-2
6	17 IRON GRACE Samantha Collett	1	63.7 400m	0:11.69 600m	1:41.69 [6] (0:14.33)	1:27.36 [5] (0:12.55)	1:14.81 [5] (0:13.37)	1:01.44 [5] (0:12.96)	0:48.48 [6] (0:12.43)	0:36.05 [5] (0:11.69)	0:24.36 [6] (0:11.70)	0:36.05	+3
7	13 IMARICHGIRL Damien Thornton	18	63.6 400m	0:11.53 400m	1:41.74 [7] (0:14.80)	1:26.94 [9] (0:12.58)	1:14.36 [9] (0:13.28)	1:01.08 [9] (0:13.00)	0:48.08 [10] (0:12.42)	0:35.66 [10] (0:11.85)	0:23.81 [10] (0:11.53)	0:35.66	+3
8	11 YANGARI Noel Callow	10	64.5 1400m	0:11.68 400m	1:42.01 [8] (0:15.32)	1:26.69 [11] (0:12.28)	1:14.41 [11] (0:13.15)	1:01.26 [10] (0:12.74)	0:48.52 [8] (0:12.41)	0:36.11 [8] (0:11.84)	0:24.27 [9] (0:11.68)	0:36.11	+6
9	5 SEBRING GIRL Nikita Beriman	8	63.1 600m	0:11.71 400m	1:42.19 [9] (0:14.54)	1:27.65 [8] (0:12.64)	1:15.01 [7] (0:13.33)	1:01.68 [8] (0:13.06)	0:48.62 [9] (0:12.43)	0:36.19 [9] (0:11.72)	0:24.47 [8] (0:11.71)	0:36.19	+0
10	18 PENDING Robbie Dolan	19	64.5 600m	0:11.59 400m	1:42.33 [10] (0:15.14)	1:27.19 [10] (0:12.39)	1:14.80 [10] (0:13.28)	1:01.52 [11] (0:12.90)	0:48.62 [11] (0:12.49)	0:36.13 [11] (0:11.76)	0:24.37 [11] (0:11.59)	0:36.13	-1

Scratched: Tyndrum Gold (#2), Beckford (#7), Sizzling Gal (#9), Pick Za Beans (#14), Victory Win (#6), Shy Guy (#12), Tannenburg (#16), Tambourine Man (#19)



Eagle Farm QLD Professional
Race 9: MEKKA RACEDAY 17 AUGUST BENCHMARK 70 Handicap - 1600m
03 July 2024 - 16:40



BRISBANE
RACING CLUB

Track Rating: Heavy 9, Weather: Showers, Rail Position: +9m Entire

Section	Overall	1400m	1200m	1000m	800m	600m	400m	Last 600m
Field Times	1:41.15 (0:13.84)	1:27.31 (0:12.49)	1:14.82 (0:13.30)	1:01.52 (0:12.94)	0:48.58 (0:12.59)	0:35.99 (0:11.66)	0:24.33 (0:11.68)	0:35.99

Rank	TAB	Horse/Jockey	Barrier	Top Speed [km/h]	Fastest Section	Overall	1400m	1200m	1000m	800m	600m	400m	Last 600m	Distance Travelled [m]
11	1	HECTOR DE MARIS	9	62.3	0:11.95	1:42.34 [11]	1:27.92 [6]	1:15.28 [6]	1:01.86 [7]	0:49.02 [7]	0:36.63 [7]	0:24.67 [7]	0:36.63	+3
		Jake Molloy		400m	400m	(0:14.42)	(0:12.64)	(0:13.42)	(0:12.84)	(0:12.39)	(0:11.96)	(0:11.95)		

Scratched: Tyndrum Gold (#2), Beckford (#7), Sizzling Gal (#9), Pick Za Beans (#14), Victory Win (#6), Shy Guy (#12), Tannenburg (#16), Tambourine Man (#19)

[] Ranking at each section and finish
 -:-:- No data available at this section
 NA No data available

SCN Saddle cloth number
 DNF Did not finish
 DNT Did not track



Eagle Farm QLD Professional

Race 9: MEKKA RACEDAY 17 AUGUST BENCHMARK 70 Handicap - 1600m

03 July 2024 - 16:40



BRISBANE
RACING CLUB

Track Rating: Heavy 9, Weather: Showers, Rail Position: +9m Entire

Section				200m				Last 600m	
Field Times				0:12.65 (0:12.65)				0:35.99	
Rank	TAB Horse/Jockey	Barrier	Top Speed [km/h]	Fastest Section	Margin				Distance Travelled [m]
1	4 PATMOS ISLAND Marnu Potgieter	3	64.4 600m	0:11.56 400m	0:12.40 [4] (0:12.40)	1:41.15		0:35.65	
2	10 NEW LEVEL Ryan Maloney	5	64.5 600m	0:11.50 400m	0:12.78 [1] (0:12.78)	0.75L		0:35.85	+2
3	8 RAGING POLE Cejay Graham	6	65.0 600m	0:11.56 400m	0:12.59 [3] (0:12.59)	0.94L		0:35.88	+5
4	15 CONDRIEU Angela Jones	14	64.2 600m	0:11.65 600m	0:12.43 [5] (0:12.43)	1.53L		0:35.75	+6
5	3 FUN SPONGE Tahlia Fenlon	12	63.2 600m	0:11.66 600m	0:12.92 [2] (0:12.92)	2.29L		0:36.38	-2
6	17 IRON GRACE Samantha Collett	1	63.7 400m	0:11.69 600m	0:12.66 [6] (0:12.66)	3.18L		0:36.05	+3
7	13 IMARICHGIRL Damien Thornton	18	63.6 400m	0:11.53 400m	0:12.28 [9] (0:12.28)	3.46L		0:35.66	+3
8	11 YANGARI Noel Callow	10	64.5 1400m	0:11.68 400m	0:12.59 [7] (0:12.59)	5.02L		0:36.11	+6
9	5 SEBRING GIRL Nikita Beriman	8	63.1 600m	0:11.71 400m	0:12.76 [8] (0:12.76)	6.11L		0:36.19	+0
10	18 PENDING Robbie Dolan	19	64.5 600m	0:11.59 400m	0:12.78 [10] (0:12.78)	6.94L		0:36.13	-1

Scratched: Tyndrum Gold (#2), Beckford (#7), Sizzling Gal (#9), Pick Za Beans (#14), Victory Win (#6), Shy Guy (#12), Tannenburg (#16), Tambourine Man (#19)

Report Created: Wed 3 July 2024 17:02 GMT+10 (Note: Timing is based on position data)

Page 3/15

[] Ranking at each section and finish
 -:-:- No data available at this section
 NA No data available

SCN Saddle cloth number
 DNF Did not finish
 DNT Did not track

data processed by TRIPLESDATA



Eagle Farm QLD Professional
Race 9: MEKKA RACEDAY 17 AUGUST BENCHMARK 70 Handicap -
1600m
03 July 2024 - 16:40



Track Rating: Heavy 9, Weather: Showers, Rail Position: +9m Entire

Section	200m						Last 600m		
Field Times	0:12.65 (0:12.65)						0:35.99		
Rank	TAB	Horse/Jockey	Barrier	Top Speed [km/h]	Fastest Section	Margin	Distance Travelled [m]		
11	1	HECTOR DE MARIS	9	62.3	0:11.95	0:12.72 [11]	6.98L	0:36.63	+3
		Jake Molloy		400m	400m	(0:12.72)			

Scratched: Tyndrum Gold (#2), Beckford (#7), Sizzling Gal (#9), Pick Za Beans (#14), Victory Win (#6), Shy Guy (#12), Tannenburg (#16), Tambourine Man (#19)

[] Ranking at each section and finish
 -:-:- No data available at this section
 NA No data available

SCN Saddle cloth number
 DNF Did not finish
 DNT Did not track



Horse/Jockey Name	Patmos Island
Final Rank	1
Fastest Section Time (Section)	0:11.56 (400m)
Top Speed [km/h] (Section)	64.4 (600m)
Race State	Finished



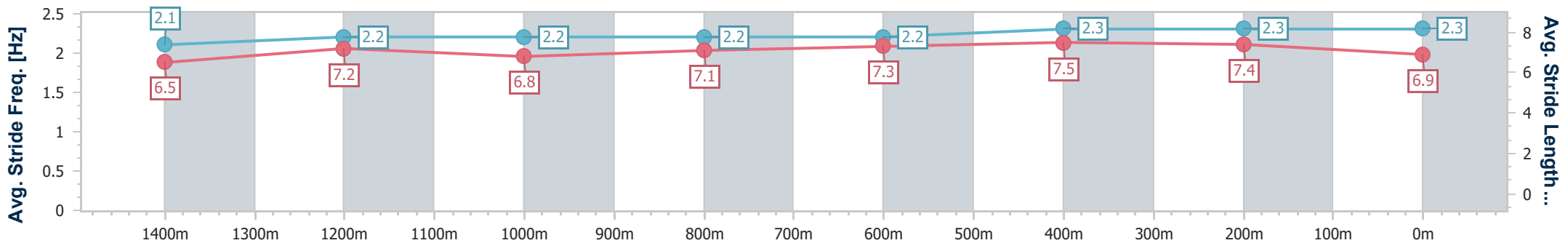
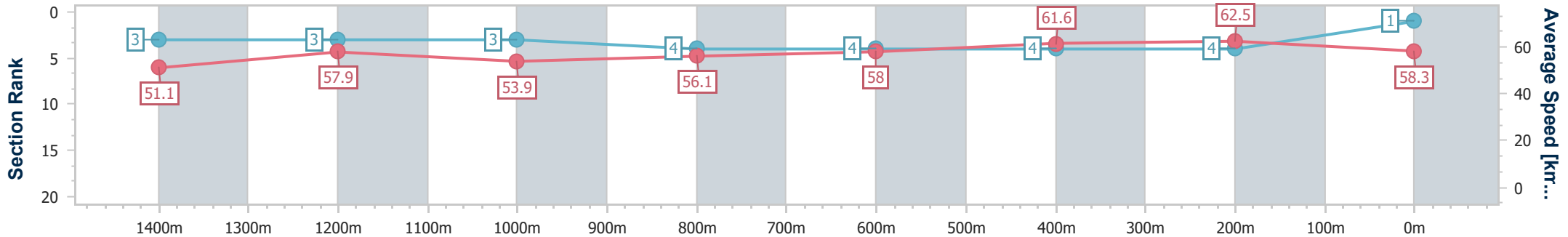
Eagle Farm QLD Professional
 Race 9: MEKKA RACEDAY 17 AUGUST BENCHMARK 70
 Handicap - 1600m
 03 July 2024 - 16:40



BRISBANE
 RACING CLUB

Track Rating: Heavy 9, Weather: Showers, Rail Position: +9m Entire

Section	Overall	1400m	1200m	1000m	800m	600m	400m	200m
Section Times	1:41.15 [1] (0:14.14)	1:27.01 [3] (0:12.47)	1:14.54 [3] (0:13.37)	1:01.17 [3] (0:13.00)	0:48.17 [4] (0:12.52)	0:35.65 [4] (0:11.69)	0:23.96 [4] (0:11.56)	0:12.40 [4] (0:12.40)
Average Speed [km/h]	51.1	57.9	53.9	56.1	58.0	61.6	62.5	58.3
Top Speed [km/h]	61.3	60.7	55.4	58.1	60.1	64.4	64.0	61.3
Avg. Dist. to Rail [m]	3.3	1.5	2.1	2.3	1.1	1.0	1.5	0.9
Avg. Stride Freq. [Hz]	2.1	2.2	2.2	2.2	2.2	2.3	2.3	2.3
Avg. Stride Length [m]	6.5	7.2	6.8	7.1	7.3	7.5	7.4	6.9



- [] Ranking at each section and finish
- .-.- No data available at this section
- NA No data available



Horse/Jockey Name	New Level
Final Rank	2
Fastest Section Time (Section)	0:11.50 (400m)
Top Speed [km/h] (Section)	64.5 (600m)
Race State	Finished



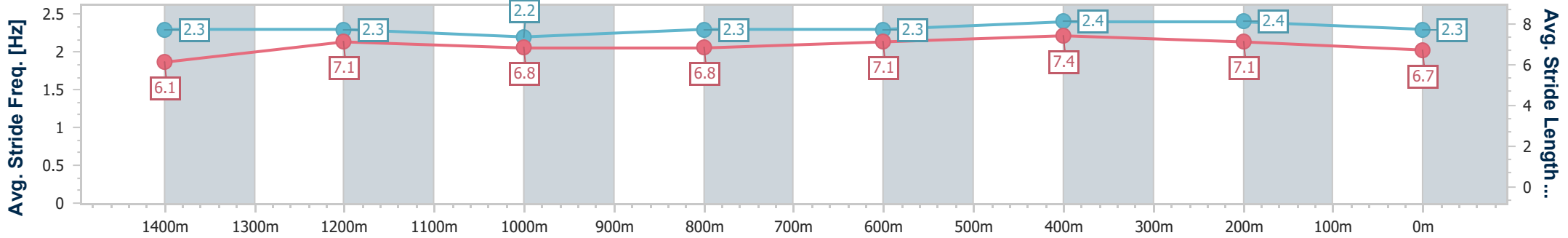
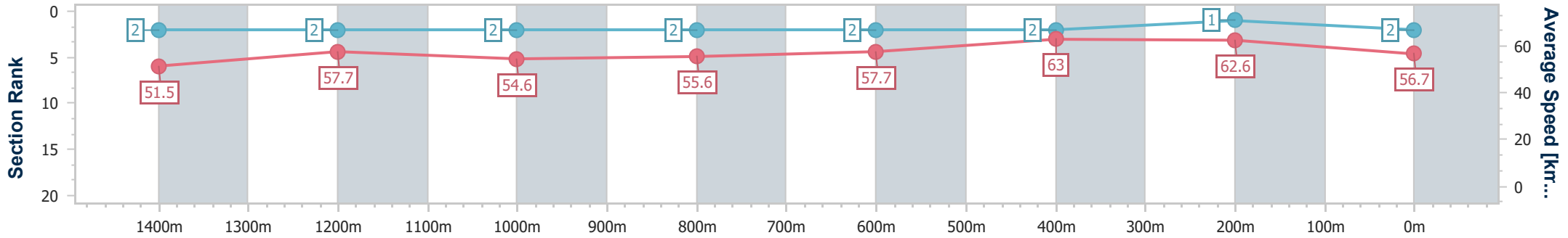
Eagle Farm QLD Professional
 Race 9: MEKKA RACEDAY 17 AUGUST BENCHMARK 70
 Handicap - 1600m
 03 July 2024 - 16:40



BRISBANE
 RACING CLUB

Track Rating: Heavy 9, Weather: Showers, Rail Position: +9m Entire

Section	Overall	1400m	1200m	1000m	800m	600m	400m	200m
Section Times	1:41.28 [2] (0:14.06)	1:27.22 [2] (0:12.47)	1:14.75 [2] (0:13.22)	1:01.53 [2] (0:13.08)	0:48.45 [2] (0:12.60)	0:35.85 [2] (0:11.57)	0:24.28 [2] (0:11.50)	0:12.78 [1] (0:12.78)
Average Speed [km/h]	51.5	57.7	54.6	55.6	57.7	63.0	62.6	56.7
Top Speed [km/h]	62.5	60.0	56.2	56.8	59.9	64.5	63.8	60.2
Avg. Dist. to Rail [m]	4.6	1.6	1.3	2.4	2.1	2.2	4.5	4.2
Avg. Stride Freq. [Hz]	2.3	2.3	2.2	2.3	2.3	2.4	2.4	2.3
Avg. Stride Length [m]	6.1	7.1	6.8	6.8	7.1	7.4	7.1	6.7



- [] Ranking at each section and finish
- .-.- No data available at this section
- NA No data available



Horse/Jockey Name	Raging Pole
Final Rank	3
Fastest Section Time (Section)	0:11.56 (400m)
Top Speed [km/h] (Section)	65.0 (600m)
Race State	Finished



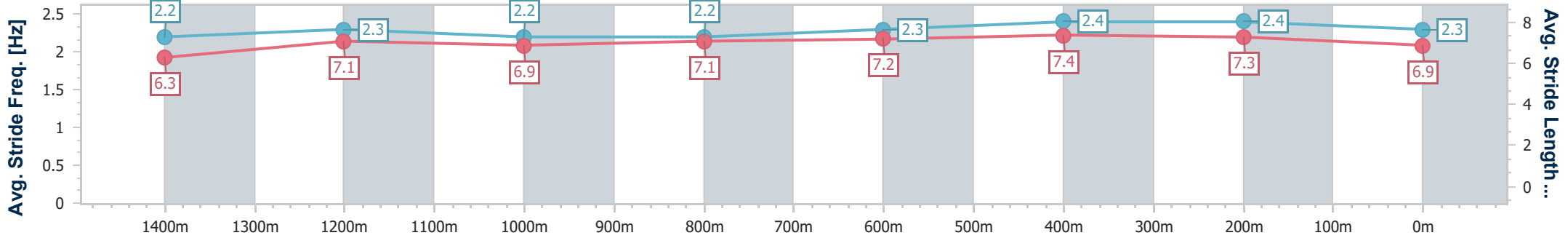
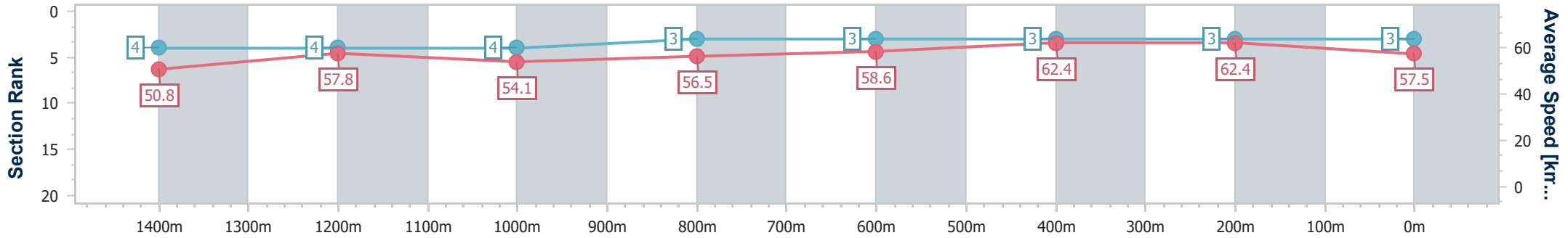
Eagle Farm QLD Professional
 Race 9: MEKKA RACEDAY 17 AUGUST BENCHMARK 70
 Handicap - 1600m
 03 July 2024 - 16:40



BRISBANE
 RACING CLUB

Track Rating: Heavy 9, Weather: Showers, Rail Position: +9m Entire

Section	Overall	1400m	1200m	1000m	800m	600m	400m	200m
Section Times	1:41.31 [3] (0:14.18)	1:27.13 [4] (0:12.49)	1:14.64 [4] (0:13.32)	1:01.32 [4] (0:12.98)	0:48.34 [3] (0:12.46)	0:35.88 [3] (0:11.73)	0:24.15 [3] (0:11.56)	0:12.59 [3] (0:12.59)
Average Speed [km/h]	50.8	57.8	54.1	56.5	58.6	62.4	62.4	57.5
Top Speed [km/h]	64.8	61.8	55.4	58.3	60.7	65.0	64.0	60.1
Avg. Dist. to Rail [m]	4.3	2.8	3.0	3.3	3.1	3.8	5.1	2.6
Avg. Stride Freq. [Hz]	2.2	2.3	2.2	2.2	2.3	2.4	2.4	2.3
Avg. Stride Length [m]	6.3	7.1	6.9	7.1	7.2	7.4	7.3	6.9



- [] Ranking at each section and finish
- .-.- No data available at this section
- NA No data available



Horse/Jockey Name	Condrieu
Final Rank	4
Fastest Section Time (Section)	0:11.65 (600m)
Top Speed [km/h] (Section)	64.2 (600m)
Race State	Finished



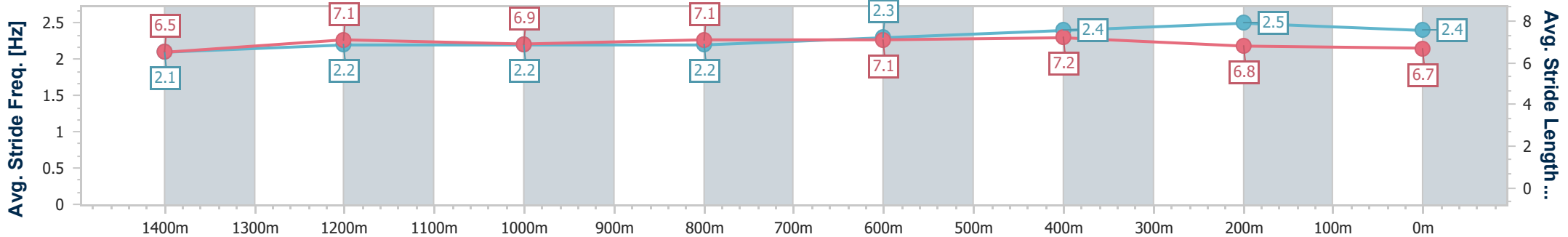
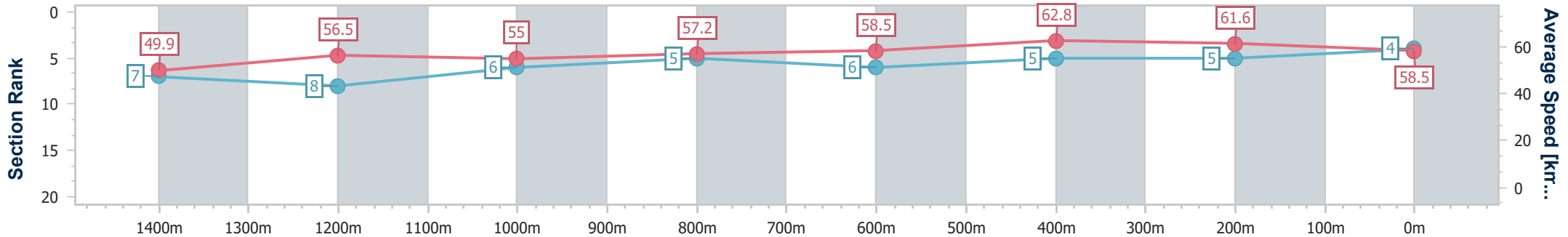
Eagle Farm QLD Professional
 Race 9: MEKKA RACEDAY 17 AUGUST BENCHMARK 70
 Handicap - 1600m
 03 July 2024 - 16:40



BRISBANE
 RACING CLUB

Track Rating: Heavy 9, Weather: Showers, Rail Position: +9m Entire

Section	Overall	1400m	1200m	1000m	800m	600m	400m	200m					
Section Times	1:41.41 [4] (0:14.49)	1:26.92 [7] (0:12.72)	1:14.20 [8] (0:13.14)	1:01.06 [6] (0:12.82)	0:48.24 [5] (0:12.49)	0:35.75 [6] (0:11.65)	0:24.10 [5] (0:11.67)	0:12.43 [5] (0:12.43)					
Average Speed [km/h]	49.9	56.5	55.0	57.2	58.5	62.8	61.6	58.5					
Top Speed [km/h]	61.2	59.3	56.3	58.5	60.8	64.2	64.1	61.3					
Avg. Dist. to Rail [m]	6.4	2.6	2.7	3.6	3.2	3.4	5.8	5.0					
Avg. Stride Freq. [Hz]	2.1	2.2	2.2	2.2	2.3	2.4	2.5	2.4					
Avg. Stride Length [m]	6.5	7.1	6.9	7.1	7.1	7.2	6.8	6.7					



- [] Ranking at each section and finish
- .-.- No data available at this section
- NA No data available



Horse/Jockey Name	Fun Sponge
Final Rank	5
Fastest Section Time (Section)	0:11.66 (600m)
Top Speed [km/h] (Section)	63.2 (600m)
Race State	Finished



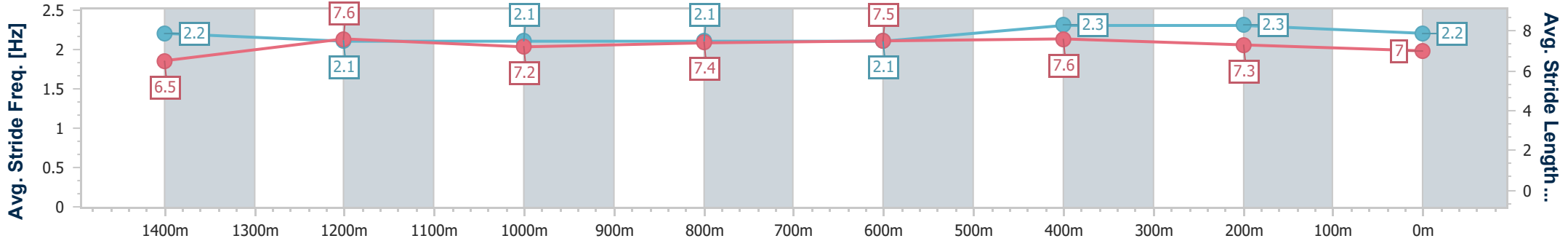
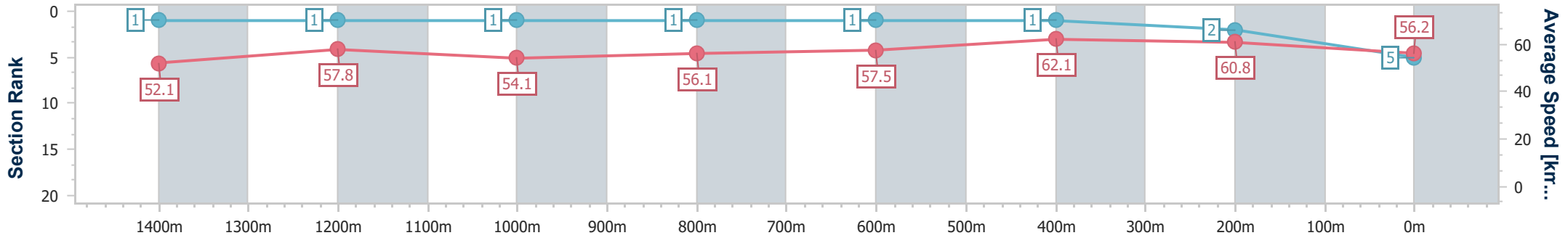
Eagle Farm QLD Professional
 Race 9: MEKKA RACEDAY 17 AUGUST BENCHMARK 70
 Handicap - 1600m
 03 July 2024 - 16:40



BRISBANE
 RACING CLUB

Track Rating: Heavy 9, Weather: Showers, Rail Position: +9m Entire

Section	Overall	1400m	1200m	1000m	800m	600m	400m	200m
Section Times	1:41.54 [5] (0:13.84)	1:27.70 [1] (0:12.49)	1:15.21 [1] (0:13.30)	1:01.91 [1] (0:12.94)	0:48.97 [1] (0:12.59)	0:36.38 [1] (0:11.66)	0:24.72 [1] (0:11.80)	0:12.92 [2] (0:12.92)
Average Speed [km/h]	52.1	57.8	54.1	56.1	57.5	62.1	60.8	56.2
Top Speed [km/h]	63.1	60.7	55.9	57.0	59.5	63.2	63.0	59.0
Avg. Dist. to Rail [m]	5.9	1.4	1.3	1.4	0.9	1.3	3.6	2.7
Avg. Stride Freq. [Hz]	2.2	2.1	2.1	2.1	2.1	2.3	2.3	2.2
Avg. Stride Length [m]	6.5	7.6	7.2	7.4	7.5	7.6	7.3	7.0



- [] Ranking at each section and finish
- .-.- No data available at this section
- NA No data available



Horse/Jockey Name	Iron Grace
Final Rank	6
Fastest Section Time (Section)	0:11.69 (600m)
Top Speed [km/h] (Section)	63.7 (400m)
Race State	Finished



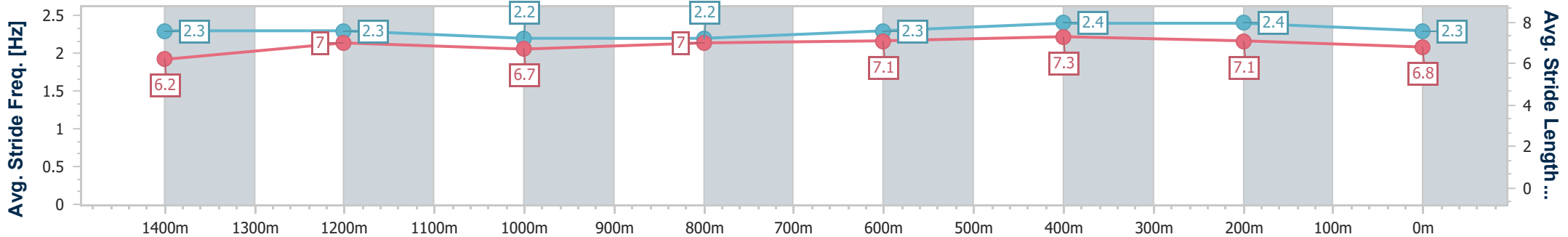
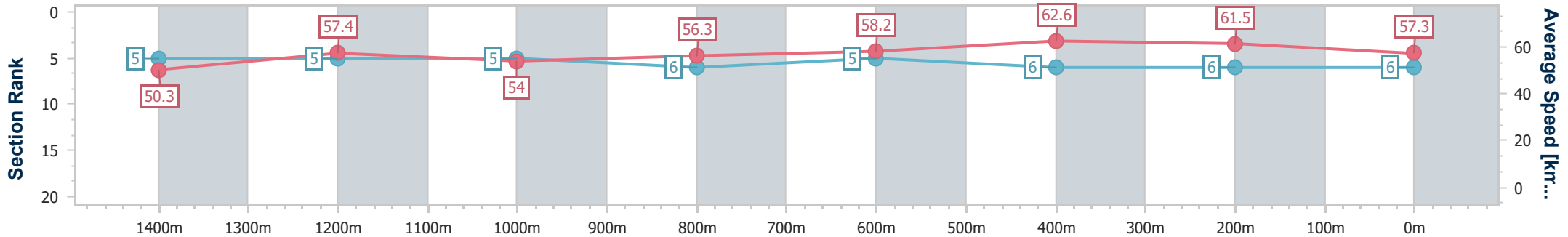
Eagle Farm QLD Professional
 Race 9: MEKKA RACEDAY 17 AUGUST BENCHMARK 70
 Handicap - 1600m
 03 July 2024 - 16:40



BRISBANE
 RACING CLUB

Track Rating: Heavy 9, Weather: Showers, Rail Position: +9m Entire

Section	Overall	1400m	1200m	1000m	800m	600m	400m	200m
Section Times	1:41.69 [6] (0:14.33)	1:27.36 [5] (0:12.55)	1:14.81 [5] (0:13.37)	1:01.44 [5] (0:12.96)	0:48.48 [6] (0:12.43)	0:36.05 [5] (0:11.69)	0:24.36 [6] (0:11.70)	0:12.66 [6] (0:12.66)
Average Speed [km/h]	50.3	57.4	54.0	56.3	58.2	62.6	61.5	57.3
Top Speed [km/h]	60.7	59.6	55.4	58.3	61.9	63.2	63.7	60.2
Avg. Dist. to Rail [m]	2.4	1.9	2.1	2.2	1.7	3.3	4.7	4.3
Avg. Stride Freq. [Hz]	2.3	2.3	2.2	2.2	2.3	2.4	2.4	2.3
Avg. Stride Length [m]	6.2	7.0	6.7	7.0	7.1	7.3	7.1	6.8



- [] Ranking at each section and finish
- .-.- No data available at this section
- NA No data available



Horse/Jockey Name	Imarichgirl
Final Rank	7
Fastest Section Time (Section)	0:11.53 (400m)
Top Speed [km/h] (Section)	63.6 (400m)
Race State	Finished



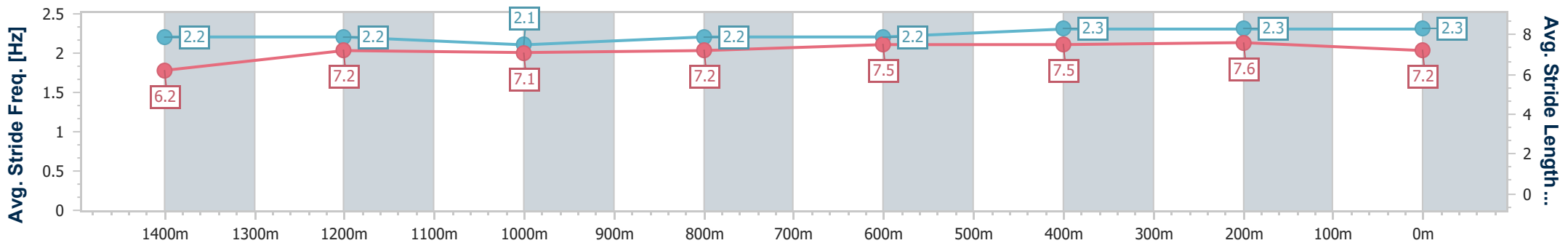
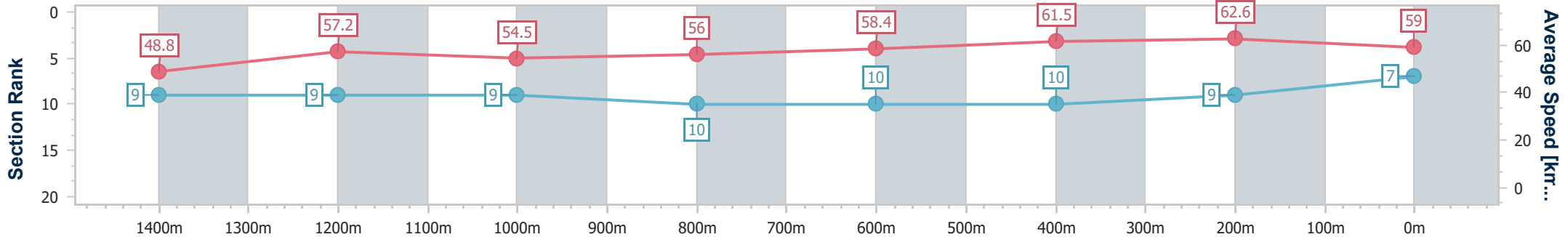
Eagle Farm QLD Professional
 Race 9: MEKKA RACEDAY 17 AUGUST BENCHMARK 70
 Handicap - 1600m
 03 July 2024 - 16:40



BRISBANE
 RACING CLUB

Track Rating: Heavy 9, Weather: Showers, Rail Position: +9m Entire

Section	Overall	1400m	1200m	1000m	800m	600m	400m	200m
Section Times	1:41.74 [7] (0:14.80)	1:26.94 [9] (0:12.58)	1:14.36 [9] (0:13.28)	1:01.08 [9] (0:13.00)	0:48.08 [10] (0:12.42)	0:35.66 [10] (0:11.85)	0:23.81 [10] (0:11.53)	0:12.28 [9] (0:12.28)
Average Speed [km/h]	48.8	57.2	54.5	56.0	58.4	61.5	62.6	59.0
Top Speed [km/h]	63.0	62.8	56.0	59.2	60.6	62.9	63.6	60.7
Avg. Dist. to Rail [m]	7.2	2.3	2.5	2.9	1.9	2.3	3.7	5.3
Avg. Stride Freq. [Hz]	2.2	2.2	2.1	2.2	2.2	2.3	2.3	2.3
Avg. Stride Length [m]	6.2	7.2	7.1	7.2	7.5	7.5	7.6	7.2



- [] Ranking at each section and finish
- .-.- No data available at this section
- NA No data available



Horse/Jockey Name	Yangari
Final Rank	8
Fastest Section Time (Section)	0:11.68 (400m)
Top Speed [km/h] (Section)	64.5 (1400m)
Race State	Finished



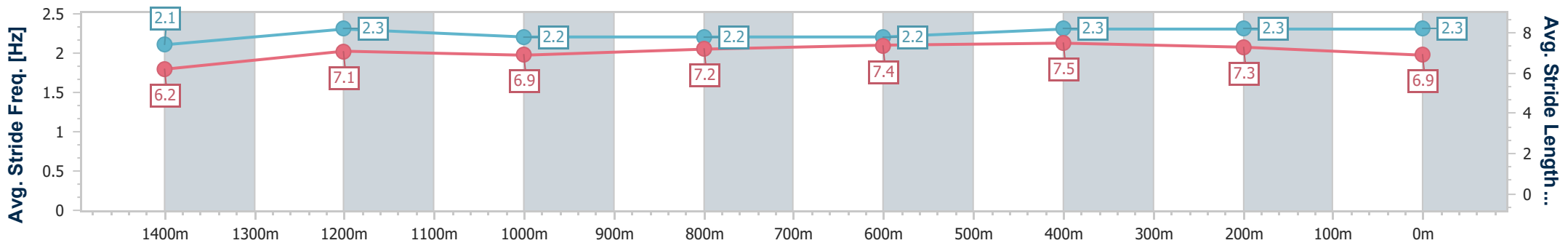
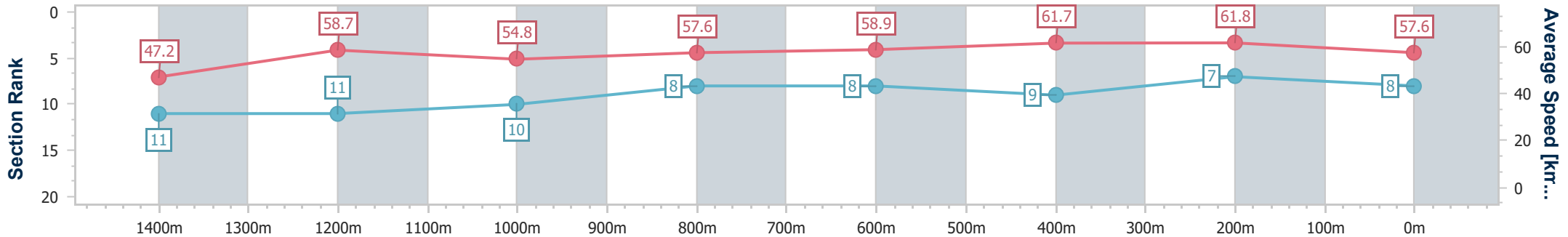
Eagle Farm QLD Professional
 Race 9: MEKKA RACEDAY 17 AUGUST BENCHMARK 70
 Handicap - 1600m
 03 July 2024 - 16:40



BRISBANE
 RACING CLUB

Track Rating: Heavy 9, Weather: Showers, Rail Position: +9m Entire

Section	Overall	1400m	1200m	1000m	800m	600m	400m	200m
Section Times	1:42.01 [8] (0:15.32)	1:26.69 [11] (0:12.28)	1:14.41 [11] (0:13.15)	1:01.26 [10] (0:12.74)	0:48.52 [8] (0:12.41)	0:36.11 [8] (0:11.84)	0:24.27 [9] (0:11.68)	0:12.59 [7] (0:12.59)
Average Speed [km/h]	47.2	58.7	54.8	57.6	58.9	61.7	61.8	57.6
Top Speed [km/h]	64.4	64.5	56.8	60.0	60.3	63.2	63.1	60.3
Avg. Dist. to Rail [m]	6.6	4.1	4.0	3.6	3.0	3.6	7.0	8.0
Avg. Stride Freq. [Hz]	2.1	2.3	2.2	2.2	2.2	2.3	2.3	2.3
Avg. Stride Length [m]	6.2	7.1	6.9	7.2	7.4	7.5	7.3	6.9



- [] Ranking at each section and finish
- .-.- No data available at this section
- NA No data available



Horse/Jockey Name	Sebring Girl
Final Rank	9
Fastest Section Time (Section)	0:11.71 (400m)
Top Speed [km/h] (Section)	63.1 (600m)
Race State	Finished



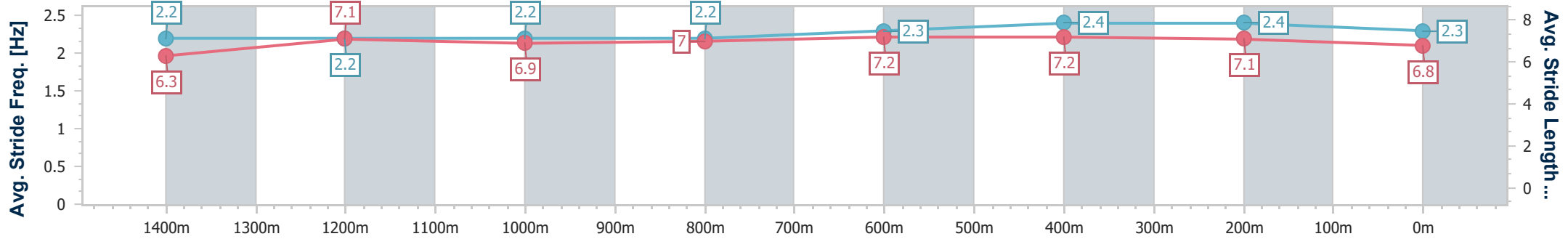
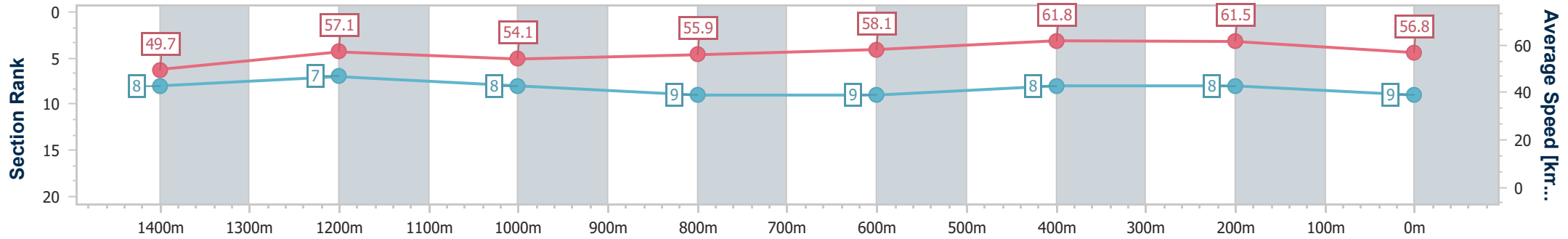
Eagle Farm QLD Professional
 Race 9: MEKKA RACEDAY 17 AUGUST BENCHMARK 70
 Handicap - 1600m
 03 July 2024 - 16:40



BRISBANE
 RACING CLUB

Track Rating: Heavy 9, Weather: Showers, Rail Position: +9m Entire

Section	Overall	1400m	1200m	1000m	800m	600m	400m	200m
Section Times	1:42.19 [9] (0:14.54)	1:27.65 [8] (0:12.64)	1:15.01 [7] (0:13.33)	1:01.68 [8] (0:13.06)	0:48.62 [9] (0:12.43)	0:36.19 [9] (0:11.72)	0:24.47 [8] (0:11.71)	0:12.76 [8] (0:12.76)
Average Speed [km/h]	49.7	57.1	54.1	55.9	58.1	61.8	61.5	56.8
Top Speed [km/h]	62.4	61.8	55.3	59.0	60.6	63.1	62.8	60.1
Avg. Dist. to Rail [m]	4.4	1.4	1.7	2.6	1.4	1.2	2.2	2.4
Avg. Stride Freq. [Hz]	2.2	2.2	2.2	2.2	2.3	2.4	2.4	2.3
Avg. Stride Length [m]	6.3	7.1	6.9	7.0	7.2	7.2	7.1	6.8



- [] Ranking at each section and finish
- .-.- No data available at this section
- NA No data available



Horse/Jockey Name	Pending
Final Rank	10
Fastest Section Time (Section)	0:11.59 (400m)
Top Speed [km/h] (Section)	64.5 (600m)
Race State	Finished



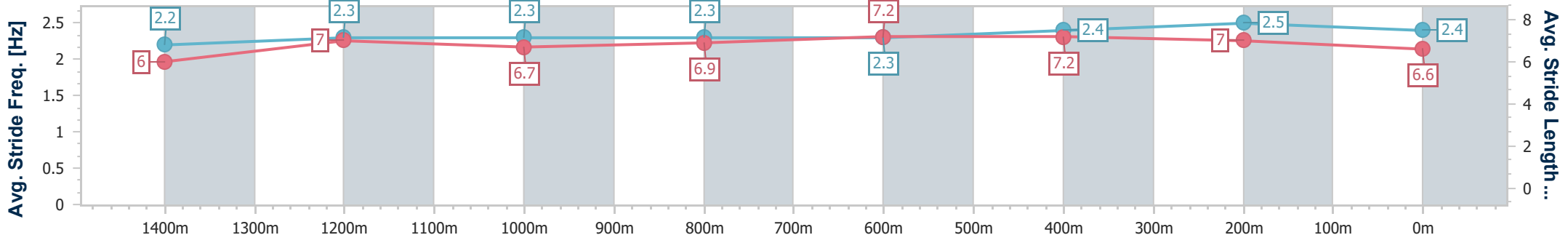
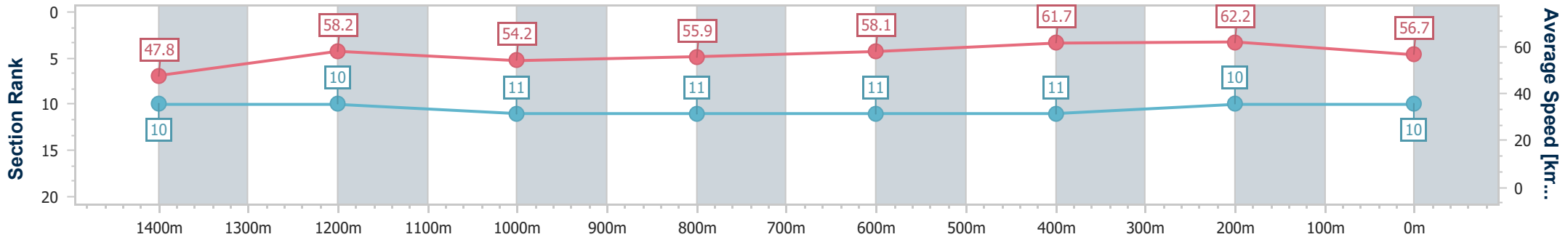
Eagle Farm QLD Professional
 Race 9: MEKKA RACEDAY 17 AUGUST BENCHMARK 70
 Handicap - 1600m
 03 July 2024 - 16:40



BRISBANE
 RACING CLUB

Track Rating: Heavy 9, Weather: Showers, Rail Position: +9m Entire

Section	Overall	1400m	1200m	1000m	800m	600m	400m	200m
Section Times	1:42.33 [10] (0:15.14)	1:27.19 [10] (0:12.39)	1:14.80 [10] (0:13.28)	1:01.52 [11] (0:12.90)	0:48.62 [11] (0:12.49)	0:36.13 [11] (0:11.76)	0:24.37 [11] (0:11.59)	0:12.78 [10] (0:12.78)
Average Speed [km/h]	47.8	58.2	54.2	55.9	58.1	61.7	62.2	56.7
Top Speed [km/h]	62.1	62.2	55.1	58.7	60.8	64.5	63.7	61.0
Avg. Dist. to Rail [m]	7.6	0.4	0.4	0.8	1.4	2.1	3.3	1.9
Avg. Stride Freq. [Hz]	2.2	2.3	2.3	2.3	2.3	2.4	2.5	2.4
Avg. Stride Length [m]	6.0	7.0	6.7	6.9	7.2	7.2	7.0	6.6



- [] Ranking at each section and finish
- .-.- No data available at this section
- NA No data available



Horse/Jockey Name	Hector De Maris
Final Rank	11
Fastest Section Time (Section)	0:11.95 (400m)
Top Speed [km/h] (Section)	62.3 (400m)
Race State	Finished



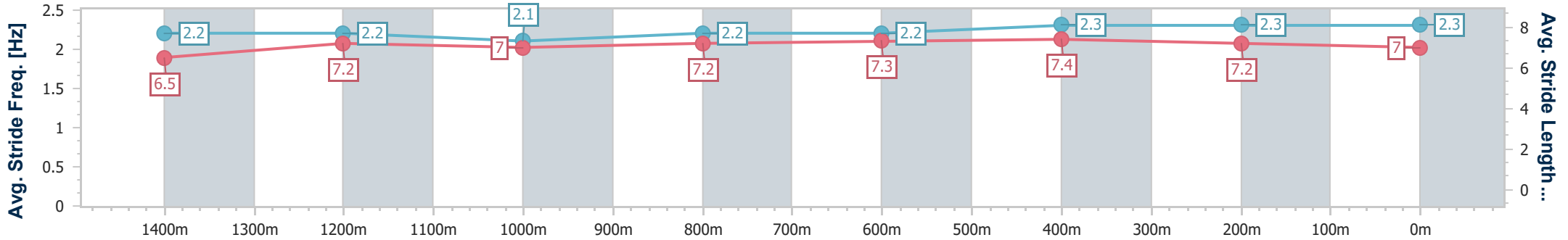
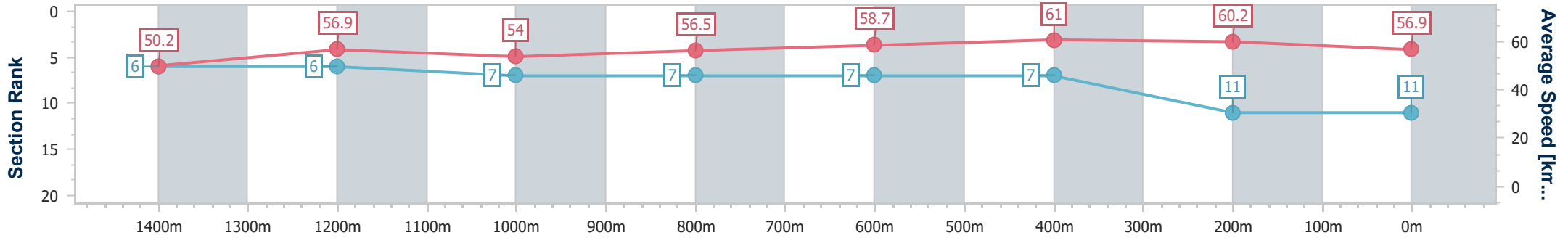
Eagle Farm QLD Professional
 Race 9: MEKKA RACEDAY 17 AUGUST BENCHMARK 70
 Handicap - 1600m
 03 July 2024 - 16:40



BRISBANE
 RACING CLUB

Track Rating: Heavy 9, Weather: Showers, Rail Position: +9m Entire

Section	Overall	1400m	1200m	1000m	800m	600m	400m	200m
Section Times	1:42.34 [11] (0:14.42)	1:27.92 [6] (0:12.64)	1:15.28 [6] (0:13.42)	1:01.86 [7] (0:12.84)	0:49.02 [7] (0:12.39)	0:36.63 [7] (0:11.96)	0:24.67 [7] (0:11.95)	0:12.72 [11] (0:12.72)
Average Speed [km/h]	50.2	56.9	54.0	56.5	58.7	61.0	60.2	56.9
Top Speed [km/h]	61.7	59.3	54.7	58.9	60.9	62.0	62.3	58.7
Avg. Dist. to Rail [m]	5.7	2.9	2.5	2.1	2.0	2.5	4.8	5.7
Avg. Stride Freq. [Hz]	2.2	2.2	2.1	2.2	2.2	2.3	2.3	2.3
Avg. Stride Length [m]	6.5	7.2	7.0	7.2	7.3	7.4	7.2	7.0



- [] Ranking at each section and finish
- .-.- No data available at this section
- NA No data available