



Mackay QLD Professional
Race 4: BOOK FOR LADBROKES SPORTSMAN LUNCHEON FRIDAY 9
AUGUST BENCHMARK 60 Handicap - 1560m
04 July 2024 - 13:41



MACKAY TURF CLUB
 Ooralea Racecourse

Track Rating: Good 4, Weather: Fine, Rail Position: True

Section		Overall	1400m	1200m	1000m	800m	600m	400m	Last 600m				
Field Times		1:34.65 (0:11.25)	1:23.40 (0:11.61)	1:11.79 (0:11.78)	1:00.01 (0:11.97)	0:48.04 (0:12.06)	0:35.98 (0:11.92)	0:24.06 (0:11.80)	0:35.98				
Rank	TAB Horse/Jockey	Barrier	Top Speed [km/h]	Fastest Section	Distance Travelled [m]								
1	2 SIR GRACE Warwick Satherley	4	64.2 400m	0:11.40 400m	1:34.65 [1] (0:11.90)	1:22.75 [8] (0:11.84)	1:10.91 [6] (0:11.84)	0:59.07 [5] (0:11.57)	0:47.50 [5] (0:12.09)	0:35.41 [5] (0:11.89)	0:23.52 [5] (0:11.40)	0:35.41	
2	5 LUVIN' OUR GRACE Ryan Wiggins	9	64.2 Overall	0:11.36 Overall	1:34.80 [2] (0:11.36)	1:23.44 [2] (0:11.69)	1:11.75 [3] (0:11.93)	0:59.82 [3] (0:11.89)	0:47.93 [3] (0:12.09)	0:35.84 [3] (0:11.98)	0:23.86 [3] (0:11.63)	0:35.84	+0
3	1 PAPASITO Justin Stanley	11	65.4 1400m	0:11.25 Overall	1:34.91 [3] (0:11.25)	1:23.66 [1] (0:11.61)	1:12.05 [1] (0:11.78)	1:00.27 [1] (0:11.97)	0:48.30 [1] (0:12.06)	0:36.24 [1] (0:11.92)	0:24.32 [1] (0:11.80)	0:36.24	-3
4	8 ROC DE RUSSIAN Corey Bayliss	3	63.6 400m	0:11.59 Overall	1:35.01 [4] (0:11.59)	1:23.42 [5] (0:12.02)	1:11.40 [5] (0:11.98)	0:59.42 [6] (0:11.78)	0:47.64 [6] (0:11.96)	0:35.68 [6] (0:11.90)	0:23.78 [6] (0:11.60)	0:35.68	+5
5	3 TEXAS STORM Chris Whiteley	1	62.5 600m	0:11.49 Overall	1:35.12 [5] (0:11.49)	1:23.63 [4] (0:11.84)	1:11.79 [4] (0:11.93)	0:59.86 [4] (0:11.76)	0:48.10 [4] (0:12.09)	0:36.01 [4] (0:11.85)	0:24.16 [4] (0:11.73)	0:36.01	+4
6	13 VOLARCHI Karl Zechner	13	65.7 400m	0:11.50 400m	1:35.22 [6] (0:12.16)	1:23.06 [9] (0:12.03)	1:11.03 [9] (0:11.99)	0:59.04 [9] (0:11.80)	0:47.24 [9] (0:11.84)	0:35.40 [10] (0:11.86)	0:23.54 [8] (0:11.50)	0:35.40	+0
7	12 ADMIRAL ASH Jake Bayliss	8	64.2 400m	0:11.55 400m	1:35.29 [7] (0:12.28)	1:23.01 [10] (0:12.00)	1:11.01 [10] (0:12.02)	0:58.99 [10] (0:11.74)	0:47.25 [10] (0:11.72)	0:35.53 [9] (0:11.76)	0:23.77 [7] (0:11.55)	0:35.53	+14
8	11 DENSITY Chelsea Jovic	10	65.1 1400m	0:11.41 Overall	1:35.73 [8] (0:11.41)	1:24.32 [3] (0:11.62)	1:12.70 [2] (0:11.93)	1:00.77 [2] (0:11.84)	0:48.93 [2] (0:12.03)	0:36.90 [2] (0:11.89)	0:25.01 [2] (0:11.98)	0:36.90	-1
9	7 LETS TORQUE A DEEL Jaimee-Lee Devine	2	62.7 800m	0:11.69 1000m	1:36.18 [9] (0:11.89)	1:24.29 [7] (0:12.17)	1:12.12 [8] (0:11.96)	1:00.16 [8] (0:11.69)	0:48.47 [8] (0:11.87)	0:36.60 [8] (0:12.12)	0:24.48 [9] (0:12.13)	0:36.60	+6
10	10 SARNIA Leah Martyn	5	63.0 800m	0:11.78 1000m	1:36.26 [10] (0:11.88)	1:24.38 [6] (0:11.98)	1:12.40 [7] (0:11.92)	1:00.48 [7] (0:11.78)	0:48.70 [7] (0:11.85)	0:36.85 [7] (0:12.32)	0:24.53 [10] (0:12.04)	0:36.85	+9

Scratched: I'm Bluey (#4), Roznamla (#9), Knowitall Jack (#6)

[] Ranking at each section and finish
 -:-:- No data available at this section
 NA No data available
 SCN Saddle cloth number
 DNF Did not finish
 DNT Did not track



Mackay QLD Professional
Race 4: BOOK FOR LADBROKES SPORTSMAN LUNCHEON FRIDAY 9
AUGUST BENCHMARK 60 Handicap - 1560m
04 July 2024 - 13:41



Track Rating: Good 4, Weather: Fine, Rail Position: True

Section				200m				Last 600m	
Field Times				0:12.26 (0:12.26)				0:35.98	
Rank	TAB	Horse/Jockey	Barrier	Top Speed [km/h]	Fastest Section	Margin			Distance Travelled [m]
1	2	SIR GRACE Warwick Satherley	4	64.2 400m	0:11.40 400m	0:12.12 [2] (0:12.12)	1:34.65		0:35.41
2	5	LUVIN' OUR GRACE Ryan Wiggins	9	64.2 Overall	0:11.36 Overall	0:12.23 [3] (0:12.23)	0.92L		0:35.84 +0
3	1	PAPASITO Justin Stanley	11	65.4 1400m	0:11.25 Overall	0:12.52 [1] (0:12.52)	1.53L		0:36.24 -3
4	8	ROC DE RUSSIAN Corey Bayliss	3	63.6 400m	0:11.59 Overall	0:12.18 [6] (0:12.18)	2.11L		0:35.68 +5
5	3	TEXAS STORM Chris Whiteley	1	62.5 600m	0:11.49 Overall	0:12.43 [4] (0:12.43)	2.76L		0:36.01 +4
6	13	VOLARCHI Karl Zechner	13	65.7 400m	0:11.50 400m	0:12.04 [8] (0:12.04)	3.37L		0:35.40 +0
7	12	ADMIRAL ASH Jake Bayliss	8	64.2 400m	0:11.55 400m	0:12.22 [7] (0:12.22)	3.8L		0:35.53 +14
8	11	DENSITY Chelsea Jokic	10	65.1 1400m	0:11.41 Overall	0:13.03 [5] (0:13.03)	6.38L		0:36.90 -1
9	7	LETS TORQUE A DEEL Jaimee-Lee Devine	2	62.7 800m	0:11.69 1000m	0:12.35 [10] (0:12.35)	9L		0:36.60 +6
10	10	SARNIA Leah Martyn	5	63.0 800m	0:11.78 1000m	0:12.49 [9] (0:12.49)	9.49L		0:36.85 +9

Scratched: I'm Bluey (#4), Roznamla (#9), Knowitall Jack (#6)

[] Ranking at each section and finish
 -:-:- No data available at this section
 NA No data available

SCN Saddle cloth number
 DNF Did not finish
 DNT Did not track



Horse/Jockey Name	Sir Grace
Final Rank	1
Fastest Section Time (Section)	0:11.40 (400m)
Top Speed [km/h] (Section)	64.2 (400m)
Race State	Finished



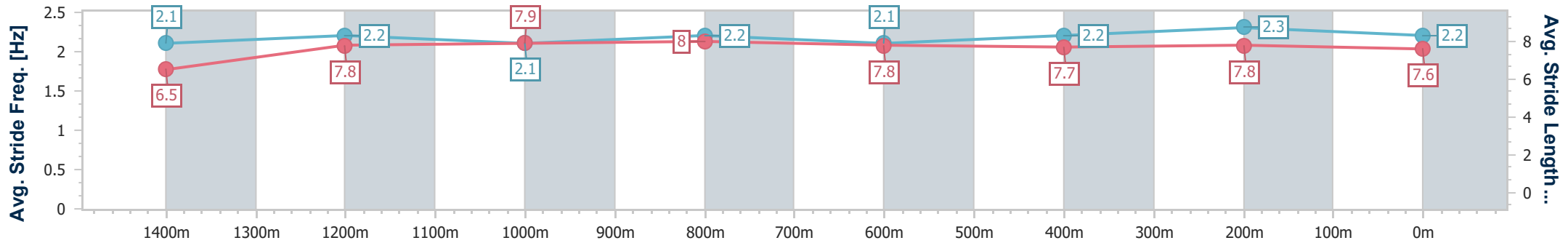
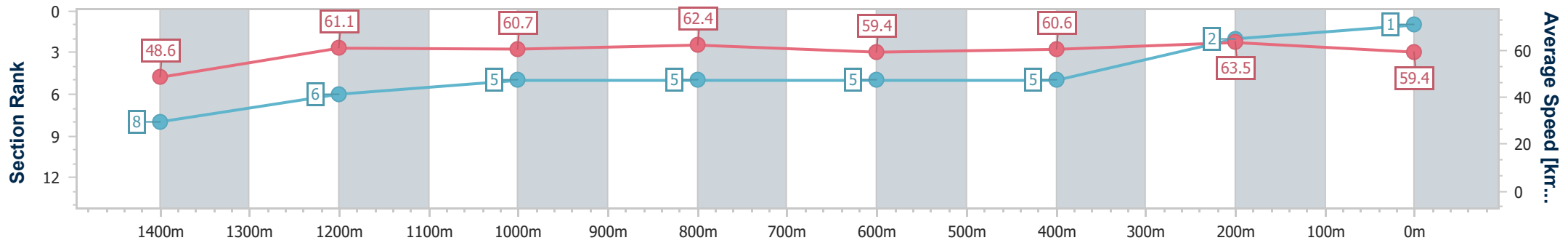
Mackay QLD Professional
 Race 4: BOOK FOR LADBROKES SPORTSMAN LUNCHEON
 FRIDAY 9 AUGUST BENCHMARK 60 Handicap - 1560m



04 July 2024 - 13:41

Track Rating: Good 4, Weather: Fine, Rail Position: True

Section	Overall	1400m	1200m	1000m	800m	600m	400m	200m
Section Times	1:34.65 [1] (0:11.90)	1:22.75 [8] (0:11.84)	1:10.91 [6] (0:11.84)	0:59.07 [5] (0:11.57)	0:47.50 [5] (0:12.09)	0:35.41 [5] (0:11.89)	0:23.52 [5] (0:11.40)	0:12.12 [2] (0:12.12)
Average Speed [km/h]	48.6	61.1	60.7	62.4	59.4	60.6	63.5	59.4
Top Speed [km/h]	63.0	62.9	63.1	63.4	60.1	62.5	64.2	63.5
Avg. Dist. to Rail [m]	5.0	0.9	0.5	0.2	0.4	0.8	3.6	4.0
Avg. Stride Freq. [Hz]	2.1	2.2	2.1	2.2	2.1	2.2	2.3	2.2
Avg. Stride Length [m]	6.5	7.8	7.9	8.0	7.8	7.7	7.8	7.6



- [] Ranking at each section and finish
- .-.- No data available at this section
- NA No data available



Horse/Jockey Name	Luv'in Our Grace
Final Rank	2
Fastest Section Time (Section)	0:11.36 (Overall)
Top Speed [km/h] (Section)	64.2 (Overall)
Race State	Finished



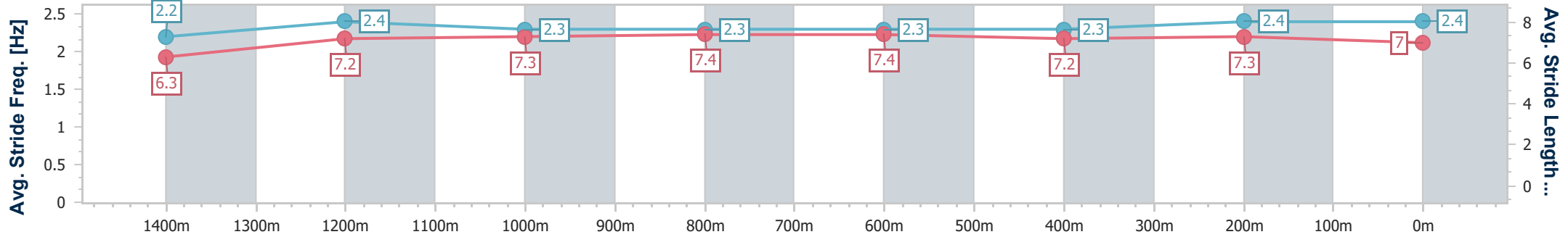
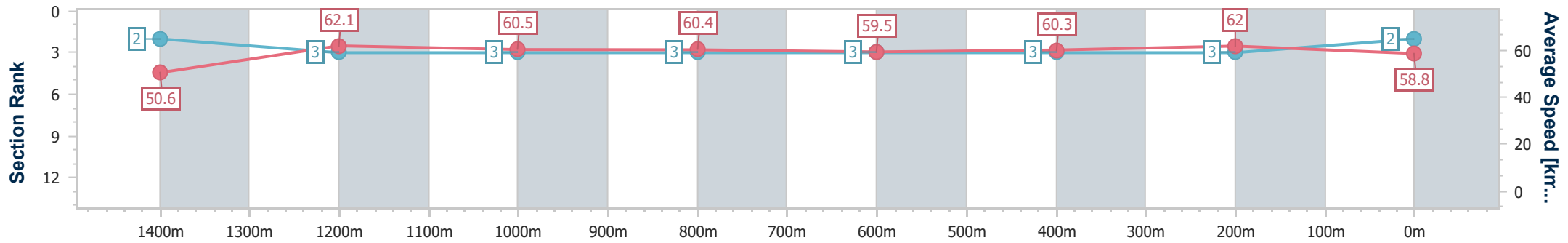
Mackay QLD Professional
 Race 4: BOOK FOR LABROKES SPORTSMAN LUNCHEON
 FRIDAY 9 AUGUST BENCHMARK 60 Handicap - 1560m



04 July 2024 - 13:41

Track Rating: Good 4, Weather: Fine, Rail Position: True

Section	Overall	1400m	1200m	1000m	800m	600m	400m	200m
Section Times	1:34.80 [2] (0:11.36)	1:23.44 [2] (0:11.69)	1:11.75 [3] (0:11.93)	0:59.82 [3] (0:11.89)	0:47.93 [3] (0:12.09)	0:35.84 [3] (0:11.98)	0:23.86 [3] (0:11.63)	0:12.23 [3] (0:12.23)
Average Speed [km/h]	50.6	62.1	60.5	60.4	59.5	60.3	62.0	58.8
Top Speed [km/h]	64.2	64.2	62.2	62.3	60.3	61.3	62.9	62.0
Avg. Dist. to Rail [m]	7.5	1.4	0.7	0.4	0.3	0.4	1.3	2.6
Avg. Stride Freq. [Hz]	2.2	2.4	2.3	2.3	2.3	2.3	2.4	2.4
Avg. Stride Length [m]	6.3	7.2	7.3	7.4	7.4	7.2	7.3	7.0



- [] Ranking at each section and finish
- .-.- No data available at this section
- NA No data available



Horse/Jockey Name	Papasio
Final Rank	3
Fastest Section Time (Section)	0:11.25 (Overall)
Top Speed [km/h] (Section)	65.4 (1400m)
Race State	Finished



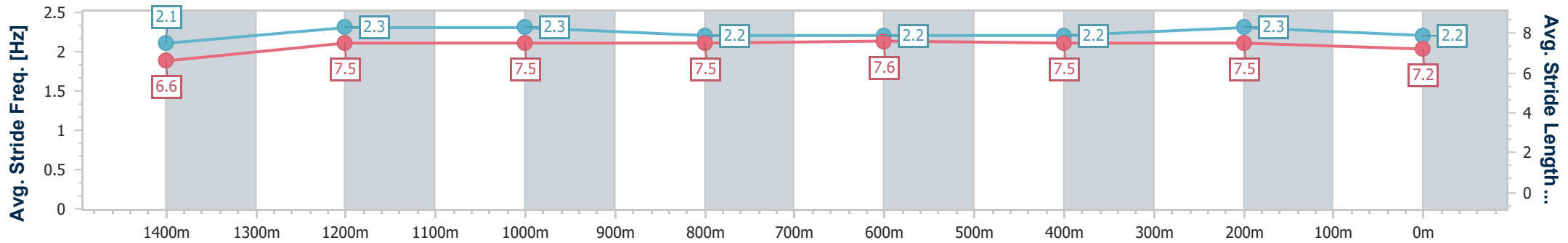
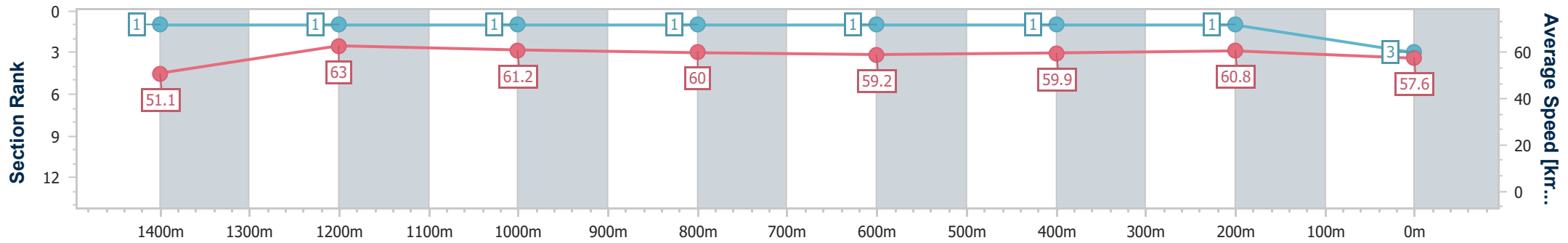
Mackay QLD Professional
 Race 4: BOOK FOR LADBROKES SPORTSMAN LUNCHEON
 FRIDAY 9 AUGUST BENCHMARK 60 Handicap - 1560m



04 July 2024 - 13:41

Track Rating: Good 4, Weather: Fine, Rail Position: True

Section	Overall	1400m	1200m	1000m	800m	600m	400m	200m
Section Times	1:34.91 [3] (0:11.25)	1:23.66 [1] (0:11.61)	1:12.05 [1] (0:11.78)	1:00.27 [1] (0:11.97)	0:48.30 [1] (0:12.06)	0:36.24 [1] (0:11.92)	0:24.32 [1] (0:11.80)	0:12.52 [1] (0:12.52)
Average Speed [km/h]	51.1	63.0	61.2	60.0	59.2	59.9	60.8	57.6
Top Speed [km/h]	64.0	65.4	62.6	61.3	59.8	60.9	61.6	60.6
Avg. Dist. to Rail [m]	9.2	2.6	0.7	0.5	1.4	1.1	0.6	0.9
Avg. Stride Freq. [Hz]	2.1	2.3	2.3	2.2	2.2	2.2	2.3	2.2
Avg. Stride Length [m]	6.6	7.5	7.5	7.5	7.6	7.5	7.5	7.2



- [] Ranking at each section and finish
- .-.- No data available at this section
- NA No data available



Horse/Jockey Name	Roc De Russian
Final Rank	4
Fastest Section Time (Section)	0:11.59 (Overall)
Top Speed [km/h] (Section)	63.6 (400m)
Race State	Finished



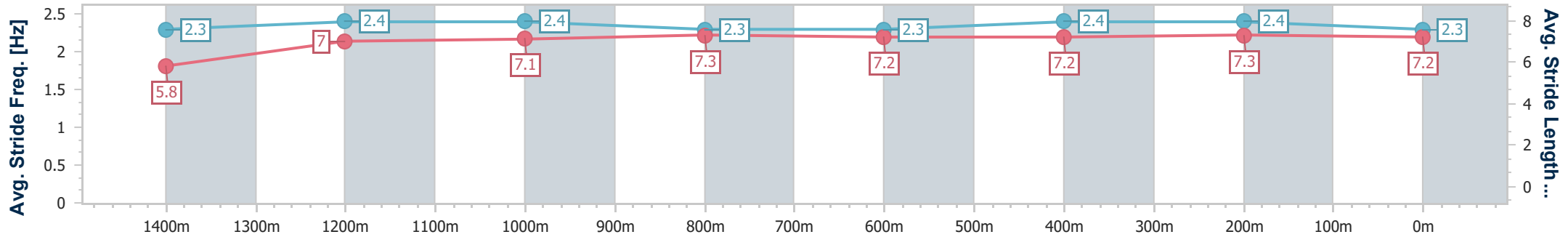
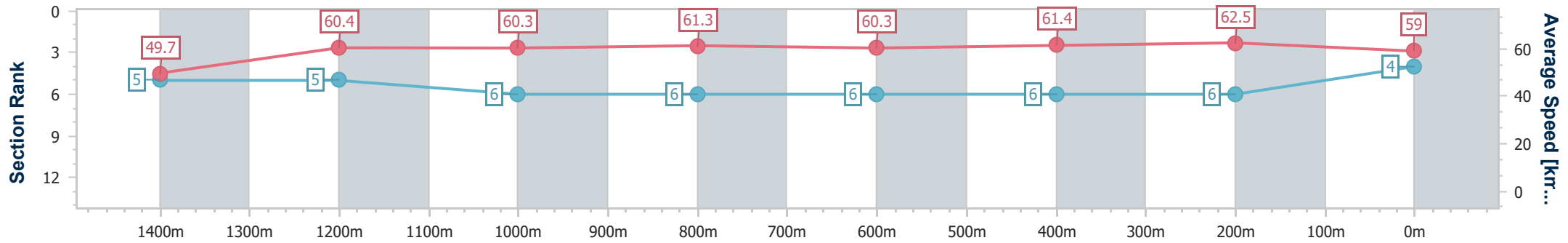
Mackay QLD Professional
 Race 4: BOOK FOR LADBROKES SPORTSMAN LUNCHEON
 FRIDAY 9 AUGUST BENCHMARK 60 Handicap - 1560m



04 July 2024 - 13:41

Track Rating: Good 4, Weather: Fine, Rail Position: True

Section	Overall	1400m	1200m	1000m	800m	600m	400m	200m
Section Times	1:35.01 [4] (0:11.59)	1:23.42 [5] (0:12.02)	1:11.40 [5] (0:11.98)	0:59.42 [6] (0:11.78)	0:47.64 [6] (0:11.96)	0:35.68 [6] (0:11.90)	0:23.78 [6] (0:11.60)	0:12.18 [6] (0:12.18)
Average Speed [km/h]	49.7	60.4	60.3	61.3	60.3	61.4	62.5	59.0
Top Speed [km/h]	61.0	61.3	61.4	62.0	60.8	62.8	63.6	62.3
Avg. Dist. to Rail [m]	4.7	1.9	2.6	1.3	0.4	1.8	4.1	4.1
Avg. Stride Freq. [Hz]	2.3	2.4	2.4	2.3	2.3	2.4	2.4	2.3
Avg. Stride Length [m]	5.8	7.0	7.1	7.3	7.2	7.2	7.3	7.2



- [] Ranking at each section and finish
- .-.- No data available at this section
- NA No data available



Horse/Jockey Name	Texas Storm
Final Rank	5
Fastest Section Time (Section)	0:11.49 (Overall)
Top Speed [km/h] (Section)	62.5 (600m)
Race State	Finished



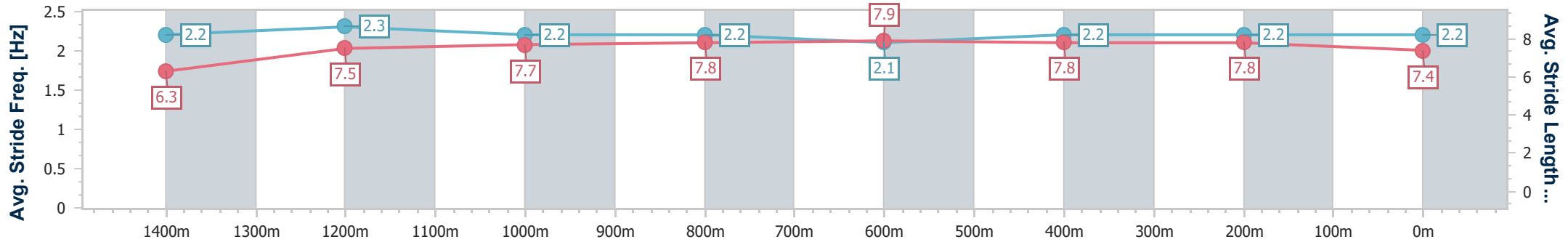
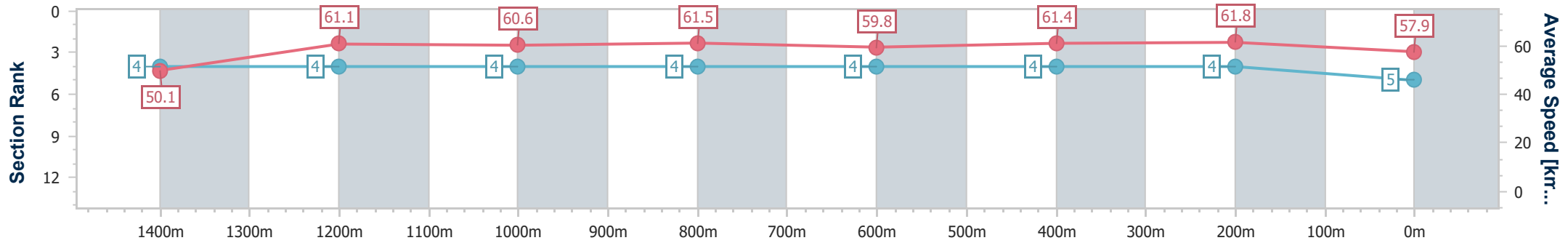
Mackay QLD Professional
 Race 4: BOOK FOR LADBROKES SPORTSMAN LUNCHEON
 FRIDAY 9 AUGUST BENCHMARK 60 Handicap - 1560m



04 July 2024 - 13:41

Track Rating: Good 4, Weather: Fine, Rail Position: True

Section	Overall	1400m	1200m	1000m	800m	600m	400m	200m
Section Times	1:35.12 [5] (0:11.49)	1:23.63 [4] (0:11.84)	1:11.79 [4] (0:11.93)	0:59.86 [4] (0:11.76)	0:48.10 [4] (0:12.09)	0:36.01 [4] (0:11.85)	0:24.16 [4] (0:11.73)	0:12.43 [4] (0:12.43)
Average Speed [km/h]	50.1	61.1	60.6	61.5	59.8	61.4	61.8	57.9
Top Speed [km/h]	61.0	61.9	61.7	62.2	60.3	62.5	62.4	60.9
Avg. Dist. to Rail [m]	2.6	1.1	1.5	2.0	1.6	1.4	3.9	5.3
Avg. Stride Freq. [Hz]	2.2	2.3	2.2	2.2	2.1	2.2	2.2	2.2
Avg. Stride Length [m]	6.3	7.5	7.7	7.8	7.9	7.8	7.8	7.4



- [] Ranking at each section and finish
- .-.- No data available at this section
- NA No data available



Horse/Jockey Name	Volarchi
Final Rank	6
Fastest Section Time (Section)	0:11.50 (400m)
Top Speed [km/h] (Section)	65.7 (400m)
Race State	Finished



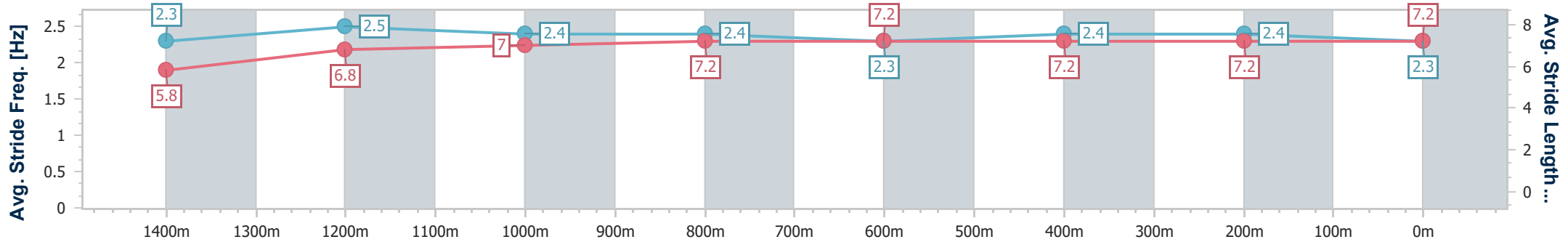
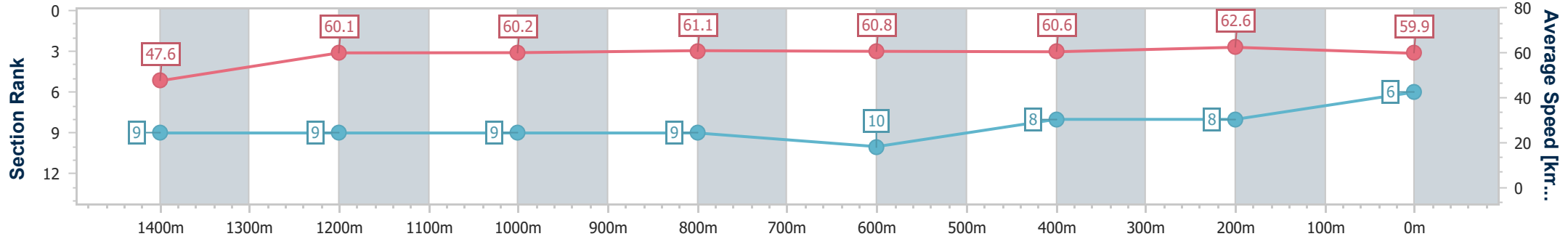
Mackay QLD Professional
 Race 4: BOOK FOR LADBROKES SPORTSMAN LUNCHEON
 FRIDAY 9 AUGUST BENCHMARK 60 Handicap - 1560m



04 July 2024 - 13:41

Track Rating: Good 4, Weather: Fine, Rail Position: True

Section	Overall	1400m	1200m	1000m	800m	600m	400m	200m
Section Times	1:35.22 [6] (0:12.16)	1:23.06 [9] (0:12.03)	1:11.03 [9] (0:11.99)	0:59.04 [9] (0:11.80)	0:47.24 [9] (0:11.84)	0:35.40 [10] (0:11.86)	0:23.54 [8] (0:11.50)	0:12.04 [8] (0:12.04)
Average Speed [km/h]	47.6	60.1	60.2	61.1	60.8	60.6	62.6	59.9
Top Speed [km/h]	58.7	61.3	61.6	62.2	62.6	62.2	65.7	63.7
Avg. Dist. to Rail [m]	9.7	1.4	0.7	0.5	0.4	0.5	1.5	4.1
Avg. Stride Freq. [Hz]	2.3	2.5	2.4	2.4	2.3	2.4	2.4	2.3
Avg. Stride Length [m]	5.8	6.8	7.0	7.2	7.2	7.2	7.2	7.2



- [] Ranking at each section and finish
- .-.- No data available at this section
- NA No data available



Horse/Jockey Name	Admiral Ash
Final Rank	7
Fastest Section Time (Section)	0:11.55 (400m)
Top Speed [km/h] (Section)	64.2 (400m)
Race State	Finished



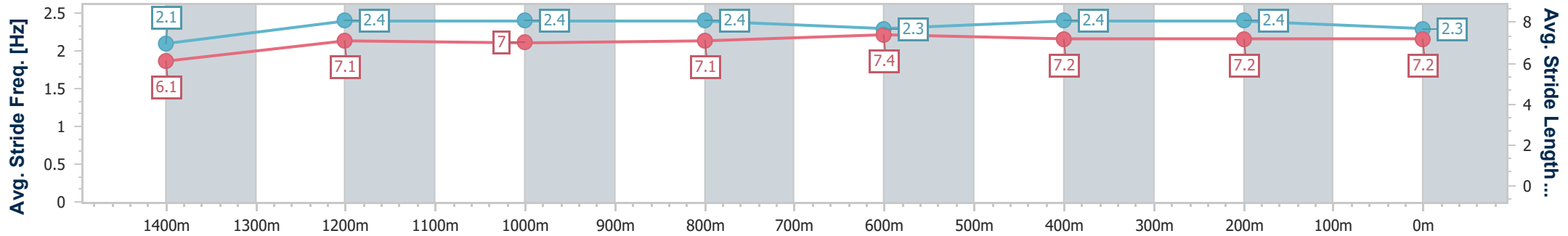
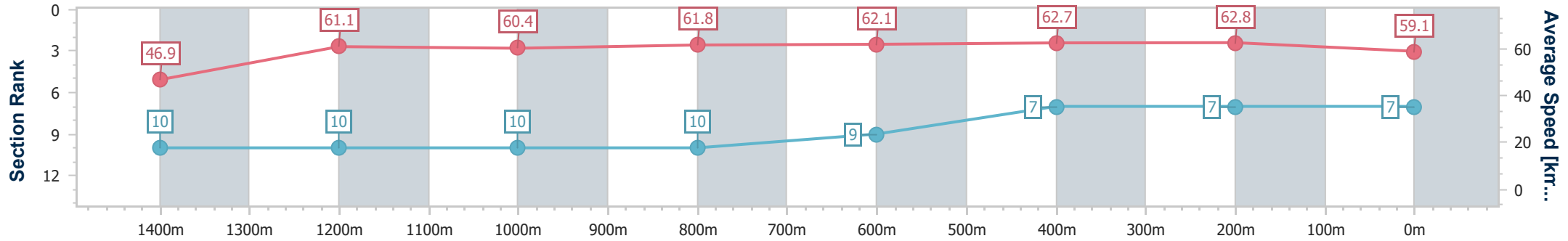
Mackay QLD Professional
 Race 4: BOOK FOR LADBROKES SPORTSMAN LUNCHEON
 FRIDAY 9 AUGUST BENCHMARK 60 Handicap - 1560m



04 July 2024 - 13:41

Track Rating: Good 4, Weather: Fine, Rail Position: True

Section	Overall	1400m	1200m	1000m	800m	600m	400m	200m
Section Times	1:35.29 [7] (0:12.28)	1:23.01 [10] (0:12.00)	1:11.01 [10] (0:12.02)	0:58.99 [10] (0:11.74)	0:47.25 [10] (0:11.72)	0:35.53 [9] (0:11.76)	0:23.77 [7] (0:11.55)	0:12.22 [7] (0:12.22)
Average Speed [km/h]	46.9	61.1	60.4	61.8	62.1	62.7	62.8	59.1
Top Speed [km/h]	60.4	61.8	60.8	63.5	63.8	63.8	64.2	63.1
Avg. Dist. to Rail [m]	7.1	3.8	4.0	3.5	3.6	3.2	4.1	6.3
Avg. Stride Freq. [Hz]	2.1	2.4	2.4	2.4	2.3	2.4	2.4	2.3
Avg. Stride Length [m]	6.1	7.1	7.0	7.1	7.4	7.2	7.2	7.2



- [] Ranking at each section and finish
- .-.- No data available at this section
- NA No data available



Horse/Jockey Name	Density
Final Rank	8
Fastest Section Time (Section)	0:11.41 (Overall)
Top Speed [km/h] (Section)	65.1 (1400m)
Race State	Finished



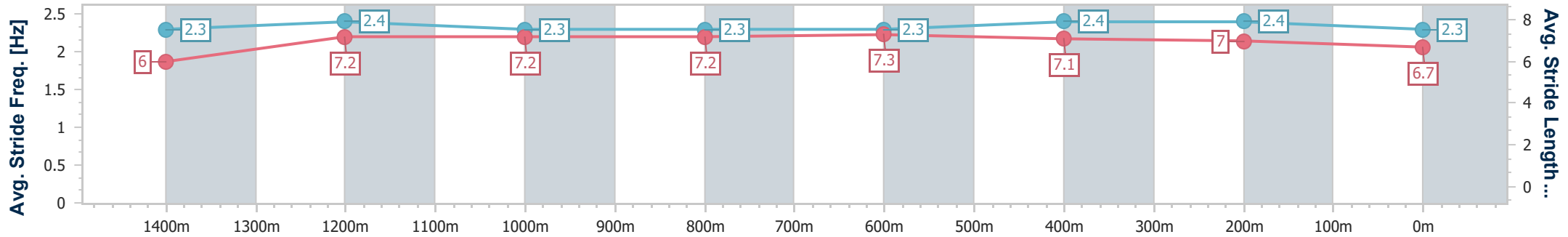
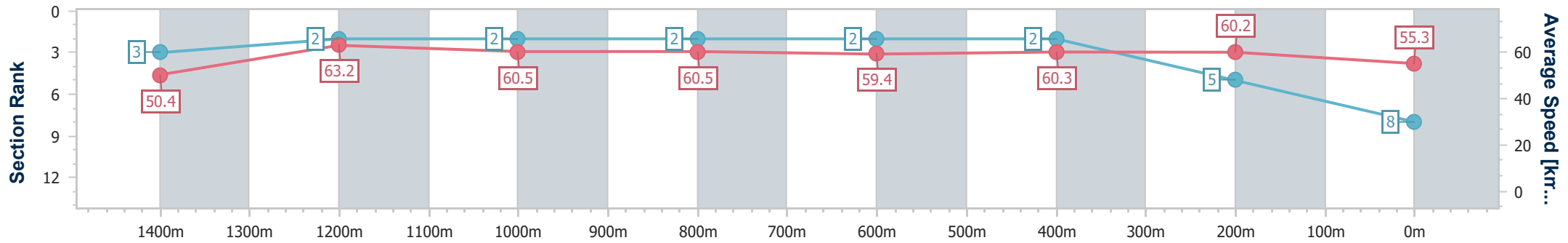
Mackay QLD Professional
 Race 4: BOOK FOR LADBROKES SPORTSMAN LUNCHEON
 FRIDAY 9 AUGUST BENCHMARK 60 Handicap - 1560m



04 July 2024 - 13:41

Track Rating: Good 4, Weather: Fine, Rail Position: True

Section	Overall	1400m	1200m	1000m	800m	600m	400m	200m
Section Times	1:35.73 [8] (0:11.41)	1:24.32 [3] (0:11.62)	1:12.70 [2] (0:11.93)	1:00.77 [2] (0:11.84)	0:48.93 [2] (0:12.03)	0:36.90 [2] (0:11.89)	0:25.01 [2] (0:11.98)	0:13.03 [5] (0:13.03)
Average Speed [km/h]	50.4	63.2	60.5	60.5	59.4	60.3	60.2	55.3
Top Speed [km/h]	64.8	65.1	61.7	61.8	60.4	62.2	62.2	58.6
Avg. Dist. to Rail [m]	9.6	3.7	0.6	1.1	1.8	0.8	1.5	3.1
Avg. Stride Freq. [Hz]	2.3	2.4	2.3	2.3	2.3	2.4	2.4	2.3
Avg. Stride Length [m]	6.0	7.2	7.2	7.2	7.3	7.1	7.0	6.7



- [] Ranking at each section and finish
- .-.- No data available at this section
- NA No data available



Horse/Jockey Name	Lets Torque A Deel
Final Rank	9
Fastest Section Time (Section)	0:11.69 (1000m)
Top Speed [km/h] (Section)	62.7 (800m)
Race State	Finished



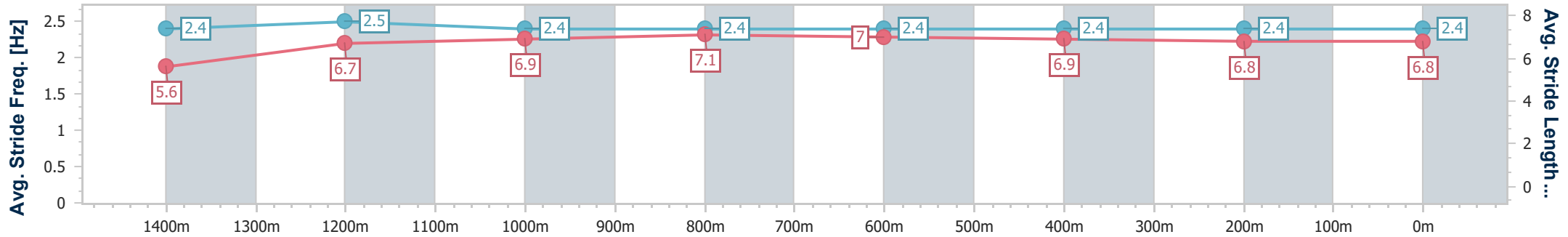
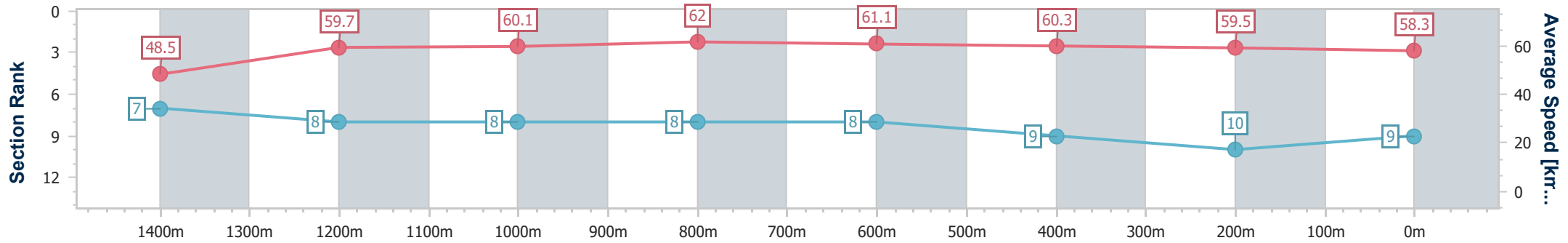
Mackay QLD Professional
 Race 4: BOOK FOR LADBROKES SPORTSMAN LUNCHEON
 FRIDAY 9 AUGUST BENCHMARK 60 Handicap - 1560m



04 July 2024 - 13:41

Track Rating: Good 4, Weather: Fine, Rail Position: True

Section	Overall	1400m	1200m	1000m	800m	600m	400m	200m
Section Times	1:36.18 [9] (0:11.89)	1:24.29 [7] (0:12.17)	1:12.12 [8] (0:11.96)	1:00.16 [8] (0:11.69)	0:48.47 [8] (0:11.87)	0:36.60 [8] (0:12.12)	0:24.48 [9] (0:12.13)	0:12.35 [10] (0:12.35)
Average Speed [km/h]	48.5	59.7	60.1	62.0	61.1	60.3	59.5	58.3
Top Speed [km/h]	59.8	60.1	60.7	62.4	62.7	60.7	60.7	60.5
Avg. Dist. to Rail [m]	4.2	1.3	1.1	1.9	2.2	1.8	2.5	2.7
Avg. Stride Freq. [Hz]	2.4	2.5	2.4	2.4	2.4	2.4	2.4	2.4
Avg. Stride Length [m]	5.6	6.7	6.9	7.1	7.0	6.9	6.8	6.8



- [] Ranking at each section and finish
- .-.- No data available at this section
- NA No data available



Horse/Jockey Name	Sarnia
Final Rank	10
Fastest Section Time (Section)	0:11.78 (1000m)
Top Speed [km/h] (Section)	63.0 (800m)
Race State	Finished



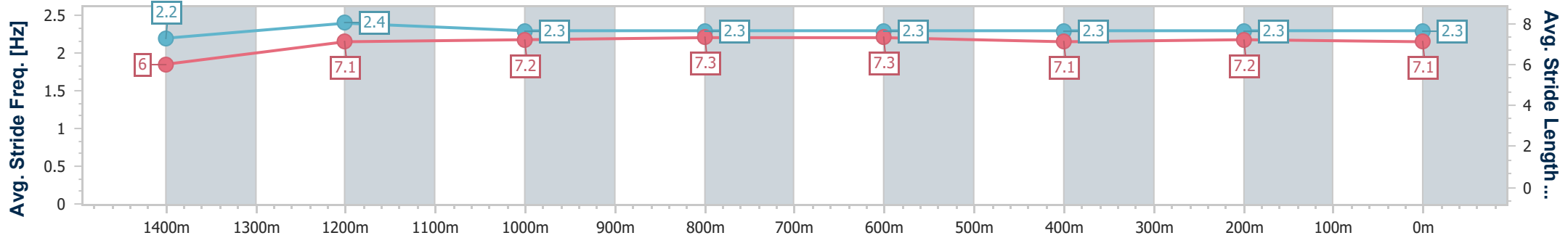
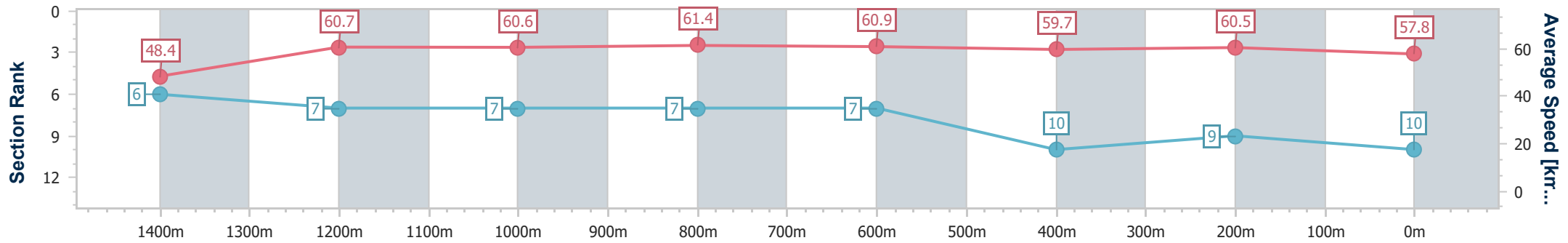
Mackay QLD Professional
 Race 4: BOOK FOR LABROKES SPORTSMAN LUNCHEON
 FRIDAY 9 AUGUST BENCHMARK 60 Handicap - 1560m



04 July 2024 - 13:41

Track Rating: Good 4, Weather: Fine, Rail Position: True

Section	Overall	1400m	1200m	1000m	800m	600m	400m	200m
Section Times	1:36.26 [10] (0:11.88)	1:24.38 [6] (0:11.98)	1:12.40 [7] (0:11.92)	1:00.48 [7] (0:11.78)	0:48.70 [7] (0:11.85)	0:36.85 [7] (0:12.32)	0:24.53 [10] (0:12.04)	0:12.49 [9] (0:12.49)
Average Speed [km/h]	48.4	60.7	60.6	61.4	60.9	59.7	60.5	57.8
Top Speed [km/h]	60.4	62.1	61.3	62.9	63.0	60.7	61.2	60.0
Avg. Dist. to Rail [m]	6.2	2.1	1.2	0.8	1.4	3.0	4.6	4.0
Avg. Stride Freq. [Hz]	2.2	2.4	2.3	2.3	2.3	2.3	2.3	2.3
Avg. Stride Length [m]	6.0	7.1	7.2	7.3	7.3	7.1	7.2	7.1



- [] Ranking at each section and finish
- .-.- No data available at this section
- NA No data available