



Mackay QLD Professional
Race 5: LADBROKES COMMUNITIES QTIS Three-Year-Old Class 2
Handicap - 1300m
04 July 2024 - 14:16



MACKAY TURF CLUB
 Ooralea Racecourse

Track Rating: Good 4, Weather: Fine, Rail Position: True

Section												Last 600m	
Field Times												0:35.80	
	Overall	1200m	1000m	800m	600m	400m							
	1:16.78 (0:07.62)	1:09.16 (0:11.07)	0:58.09 (0:10.93)	0:47.16 (0:11.36)	0:35.80 (0:11.85)	0:23.95 (0:11.77)							
Rank	TAB	Horse/Jockey	Barrier	Top Speed [km/h]	Fastest Section							Distance Travelled [m]	
1	7	VIENNAWAITSFORYOU Justin Stanley	2	66.0 1200m	0:07.94 Overall	1:16.78 [1] (0:07.94)	1:08.84 [7] (0:11.10)	0:57.74 [6] (0:11.05)	0:46.69 [5] (0:11.52)	0:35.17 [7] (0:11.95)	0:23.22 [6] (0:11.31)	0:35.17	
2	3	BOOMING LAD Ryan Wiggins	11	68.3 1000m	0:07.84 Overall	1:16.88 [2] (0:07.84)	1:09.04 [4] (0:10.91)	0:58.13 [2] (0:10.87)	0:47.26 [1] (0:11.36)	0:35.90 [1] (0:11.85)	0:24.05 [1] (0:11.77)	0:35.90	-4
3	8	ISHOTTHEDEPUTY Jason Missen	5	66.2 1200m	0:07.87 Overall	1:16.92 [3] (0:07.87)	1:09.05 [6] (0:11.12)	0:57.93 [5] (0:11.18)	0:46.75 [6] (0:11.41)	0:35.34 [5] (0:11.88)	0:23.46 [4] (0:11.55)	0:35.34	+2
4	5	I'M BLUEY Justin Huxtable	10	67.0 1200m	0:07.79 Overall	1:16.92 [4] (0:07.79)	1:09.13 [3] (0:11.03)	0:58.10 [3] (0:11.12)	0:46.98 [3] (0:11.52)	0:35.46 [3] (0:11.83)	0:23.63 [3] (0:11.42)	0:35.46	+1
5	4	I EFF OH Chris Whiteley	4	66.6 1000m	0:07.62 Overall	1:17.18 [5] (0:07.62)	1:09.56 [1] (0:11.07)	0:58.49 [1] (0:10.98)	0:47.51 [2] (0:11.58)	0:35.93 [2] (0:11.88)	0:24.05 [2] (0:11.71)	0:35.93	-4
6	2	NOBLE HEART Jake Bayliss	6	66.3 1000m	0:07.85 Overall	1:17.37 [6] (0:07.85)	1:09.52 [5] (0:11.25)	0:58.27 [8] (0:11.17)	0:47.10 [8] (0:11.46)	0:35.64 [8] (0:11.94)	0:23.70 [8] (0:11.67)	0:35.64	+6
7	12	ORCA Adrian Layt	12	66.0 800m	0:08.10 Overall	1:17.76 [7] (0:08.10)	1:09.66 [9] (0:11.25)	0:58.41 [9] (0:11.12)	0:47.29 [9] (0:11.40)	0:35.89 [9] (0:11.90)	0:23.99 [9] (0:11.75)	0:35.89	+0
8	15	CHUCKA DUMMY Zac Sprie	1	69.4 1000m	0:08.83 Overall	1:18.00 [8] (0:08.83)	1:09.17 [10] (0:11.42)	0:57.75 [10] (0:10.63)	0:47.12 [10] (0:11.22)	0:35.90 [10] (0:11.90)	0:24.00 [10] (0:11.84)	0:35.90	+4
9	13	SKREATCH Chelsea Jokic	3	66.9 1200m	0:07.73 Overall	1:18.01 [9] (0:07.73)	1:10.28 [2] (0:11.22)	0:59.06 [4] (0:11.11)	0:47.95 [4] (0:11.43)	0:36.52 [4] (0:12.07)	0:24.45 [6] (0:11.88)	0:36.52	-9
10	14	MISHANI AVIATOR Nathan Thomas	14	67.7 1200m	0:08.04 Overall	1:18.52 [10] (0:08.04)	1:10.48 [8] (0:11.05)	0:59.43 [7] (0:11.17)	0:48.26 [7] (0:11.34)	0:36.92 [6] (0:11.89)	0:25.03 [5] (0:11.94)	0:36.92	+4

Scratched: Kai Come (#9), Sailor's Rum (#6), Tahkian Bubbles (#11), Hunt The Hunter (#10), Terminus (#1)

[] Ranking at each section and finish
 -:-:- No data available at this section
 NA No data available
 SCN Saddle cloth number
 DNF Did not finish
 DNT Did not track



Mackay QLD Professional
Race 5: LADBROKES COMMUNITIES QTIS Three-Year-Old Class 2
Handicap - 1300m
04 July 2024 - 14:16



Track Rating: Good 4, Weather: Fine, Rail Position: True

Section				200m				Last 600m	
Field Times				0:12.18 (0:12.18)				0:35.80	
Rank	TAB	Horse/Jockey	Barrier	Top Speed [km/h]	Fastest Section	Margin			Distance Travelled [m]
1	7	VIENNAWAITSFORYOU Justin Stanley	2	66.0 1200m	0:07.94 Overall	0:11.91 [4] (0:11.91)	1:16.78		0:35.17
2	3	BOOMING LAD Ryan Wiggins	11	68.3 1000m	0:07.84 Overall	0:12.28 [1] (0:12.28)	0.55L		0:35.90 -4
3	8	ISHOTTHEDEPUTY Jason Missen	5	66.2 1200m	0:07.87 Overall	0:11.91 [5] (0:11.91)	0.82L		0:35.34 +2
4	5	I'M BLUEY Justin Huxtable	10	67.0 1200m	0:07.79 Overall	0:12.21 [2] (0:12.21)	0.83L		0:35.46 +1
5	4	I EFF OH Chris Whiteley	4	66.6 1000m	0:07.62 Overall	0:12.34 [3] (0:12.34)	2.36L		0:35.93 -4
6	2	NOBLE HEART Jake Bayliss	6	66.3 1000m	0:07.85 Overall	0:12.03 [6] (0:12.03)	3.47L		0:35.64 +6
7	12	ORCA Adrian Layt	12	66.0 800m	0:08.10 Overall	0:12.24 [9] (0:12.24)	5.74L		0:35.89 +0
8	15	CHUCKA DUMMY Zac Sprie	1	69.4 1000m	0:08.83 Overall	0:12.16 [10] (0:12.16)	7.18L		0:35.90 +4
9	13	SKREATCH Chelsea Jokic	3	66.9 1200m	0:07.73 Overall	0:12.57 [8] (0:12.57)	7.2L		0:36.52 -9
10	14	MISHANI AVIATOR Nathan Thomas	14	67.7 1200m	0:08.04 Overall	0:13.09 [7] (0:13.09)	10.25L		0:36.92 +4

Scratched: Kai Come (#9), Sailor's Rum (#6), Tahkian Bubbles (#11), Hunt The Hunter (#10), Terminus (#1)

Report Created: Thu 4 July 2024 15:17 GMT+10 (Note: Timing is based on position data)

Page 2/12

[] Ranking at each section and finish
 -:-:- No data available at this section
 NA No data available
 SCN Saddle cloth number
 DNF Did not finish
 DNT Did not track

data processed by TRIPLESDATA



Horse/Jockey Name	Viennawaitsforyou
Final Rank	1
Fastest Section Time (Section)	0:07.94 (Overall)
Top Speed [km/h] (Section)	66.0 (1200m)
Race State	Finished



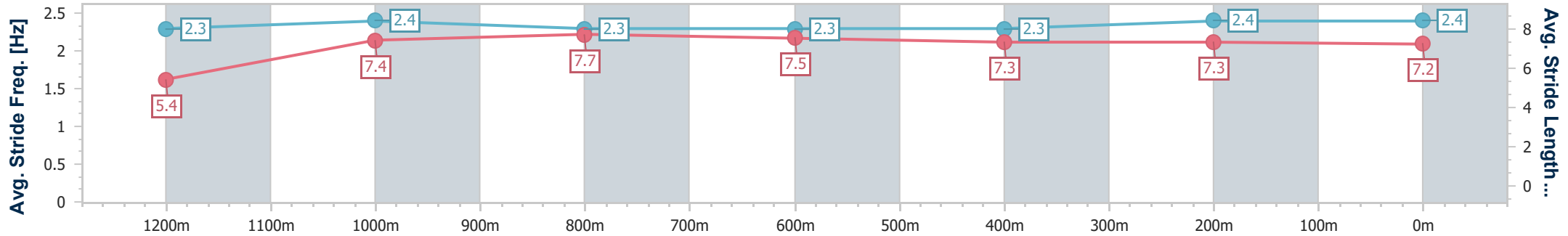
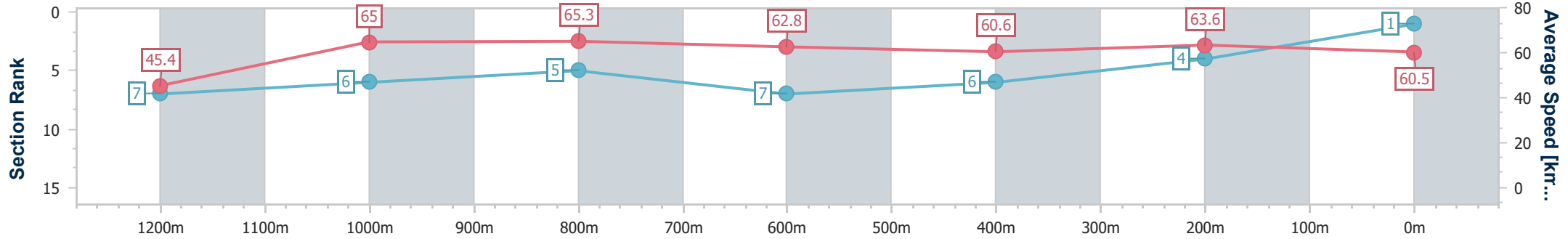
Mackay QLD Professional
Race 5: LADBROKES COMMUNITIES QTIS Three-Year-Old
Class 2 Handicap - 1300m



04 July 2024 - 14:16

Track Rating: Good 4, Weather: Fine, Rail Position: True

Section	Overall	1200m	1000m	800m	600m	400m	200m
Section Times	1:16.78 [1] (0:07.94)	1:08.84 [7] (0:11.10)	0:57.74 [6] (0:11.05)	0:46.69 [5] (0:11.52)	0:35.17 [7] (0:11.95)	0:23.22 [6] (0:11.31)	0:11.91 [4]
Average Speed [km/h]	45.4	65.0	65.3	62.8	60.6	63.6	60.5
Top Speed [km/h]	64.0	66.0	65.8	64.9	63.5	64.5	63.0
Avg. Dist. to Rail [m]	5.2	1.4	0.8	0.9	0.8	2.6	4.6
Avg. Stride Freq. [Hz]	2.3	2.4	2.3	2.3	2.3	2.4	2.4
Avg. Stride Length [m]	5.4	7.4	7.7	7.5	7.3	7.3	7.2



- [] Ranking at each section and finish
- .-.- No data available at this section
- NA No data available



Horse/Jockey Name	Booming Lad
Final Rank	2
Fastest Section Time (Section)	0:07.84 (Overall)
Top Speed [km/h] (Section)	68.3 (1000m)
Race State	Finished



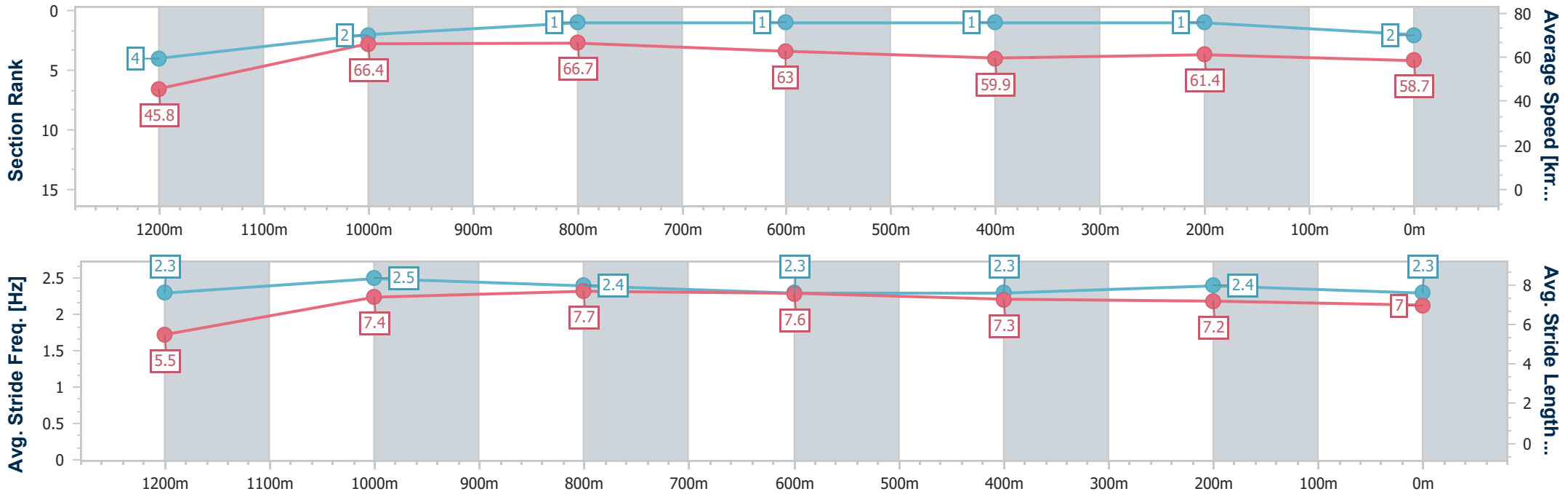
Mackay QLD Professional
 Race 5: LADBROKES COMMUNITIES QTIS Three-Year-Old
 Class 2 Handicap - 1300m



04 July 2024 - 14:16

Track Rating: Good 4, Weather: Fine, Rail Position: True

Section	Overall	1200m	1000m	800m	600m	400m	200m
Section Times	1:16.88 [2] (0:07.84)	1:09.04 [4] (0:10.91)	0:58.13 [2] (0:10.87)	0:47.26 [1] (0:11.36)	0:35.90 [1] (0:11.85)	0:24.05 [1] (0:11.77)	0:12.28 [1] (0:12.28)
Average Speed [km/h]	45.8	66.4	66.7	63.0	59.9	61.4	58.7
Top Speed [km/h]	62.2	67.8	68.3	66.7	61.1	62.3	61.7
Avg. Dist. to Rail [m]	11.8	4.7	1.8	1.0	1.7	1.5	2.0
Avg. Stride Freq. [Hz]	2.3	2.5	2.4	2.3	2.3	2.4	2.3
Avg. Stride Length [m]	5.5	7.4	7.7	7.6	7.3	7.2	7.0



- [] Ranking at each section and finish
- .-.- No data available at this section
- NA No data available



Horse/Jockey Name	Ishothedeputy
Final Rank	3
Fastest Section Time (Section)	0:07.87 (Overall)
Top Speed [km/h] (Section)	66.2 (1200m)
Race State	Finished



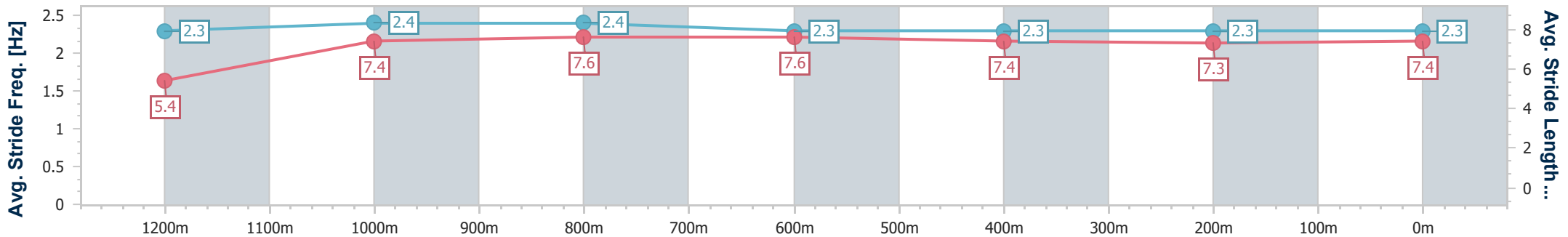
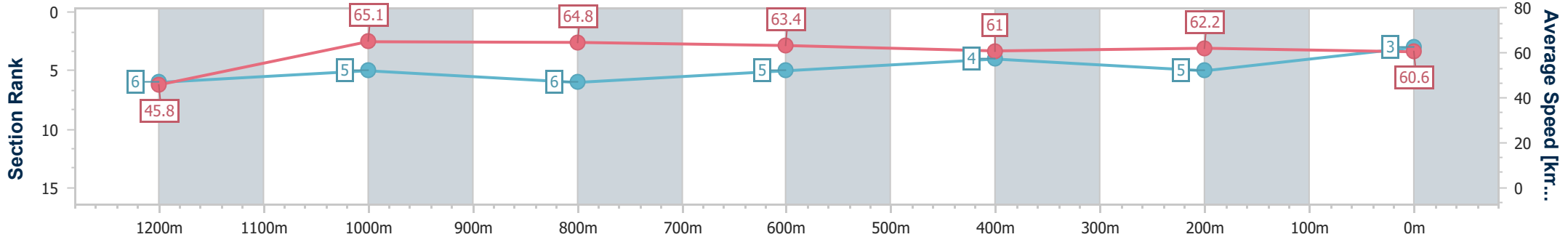
Mackay QLD Professional
Race 5: LADBROKES COMMUNITIES QTIS Three-Year-Old
Class 2 Handicap - 1300m



04 July 2024 - 14:16

Track Rating: Good 4, Weather: Fine, Rail Position: True

Section	Overall	1200m	1000m	800m	600m	400m	200m
Section Times	1:16.92 [3] (0:07.87)	1:09.05 [6] (0:11.12)	0:57.93 [5] (0:11.18)	0:46.75 [6] (0:11.41)	0:35.34 [5] (0:11.88)	0:23.46 [4] (0:11.55)	0:11.91 [5]
Average Speed [km/h]	45.8	65.1	64.8	63.4	61.0	62.2	60.6
Top Speed [km/h]	62.0	66.2	65.9	65.1	62.3	63.6	63.2
Avg. Dist. to Rail [m]	9.0	3.0	1.9	1.6	0.8	2.1	4.3
Avg. Stride Freq. [Hz]	2.3	2.4	2.4	2.3	2.3	2.3	2.3
Avg. Stride Length [m]	5.4	7.4	7.6	7.6	7.4	7.3	7.4



- [] Ranking at each section and finish
- .-.- No data available at this section
- NA No data available



Horse/Jockey Name	I'm Bluey
Final Rank	4
Fastest Section Time (Section)	0:07.79 (Overall)
Top Speed [km/h] (Section)	67.0 (1200m)
Race State	Finished



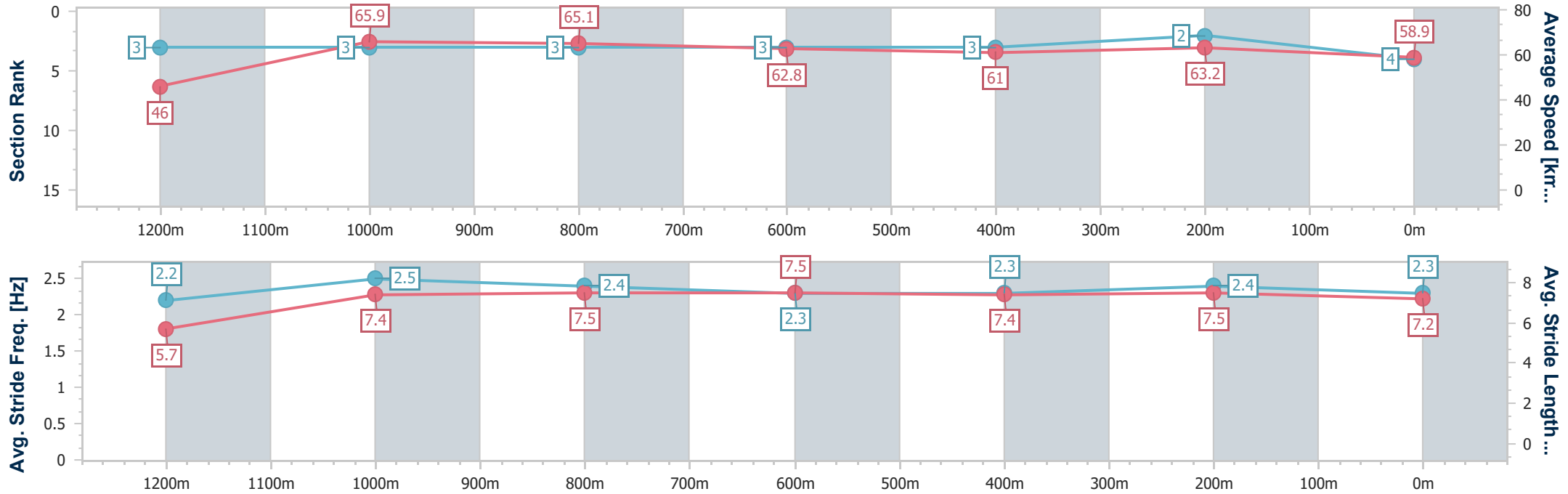
Mackay QLD Professional
 Race 5: LADBROKES COMMUNITIES QTIS Three-Year-Old
 Class 2 Handicap - 1300m



04 July 2024 - 14:16

Track Rating: Good 4, Weather: Fine, Rail Position: True

Section	Overall	1200m	1000m	800m	600m	400m	200m
Section Times	1:16.92 [4] (0:07.79)	1:09.13 [3] (0:11.03)	0:58.10 [3] (0:11.12)	0:46.98 [3] (0:11.52)	0:35.46 [3] (0:11.83)	0:23.63 [3] (0:11.42)	0:12.21 [2] (0:12.21)
Average Speed [km/h]	46.0	65.9	65.1	62.8	61.0	63.2	58.9
Top Speed [km/h]	62.0	67.0	65.8	64.9	62.2	64.7	63.0
Avg. Dist. to Rail [m]	11.4	4.2	2.3	1.4	0.6	1.7	2.9
Avg. Stride Freq. [Hz]	2.2	2.5	2.4	2.3	2.3	2.4	2.3
Avg. Stride Length [m]	5.7	7.4	7.5	7.5	7.4	7.5	7.2



- [] Ranking at each section and finish
- .-.- No data available at this section
- NA No data available



Horse/Jockey Name	I Eff Oh
Final Rank	5
Fastest Section Time (Section)	0:07.62 (Overall)
Top Speed [km/h] (Section)	66.6 (1000m)
Race State	Finished



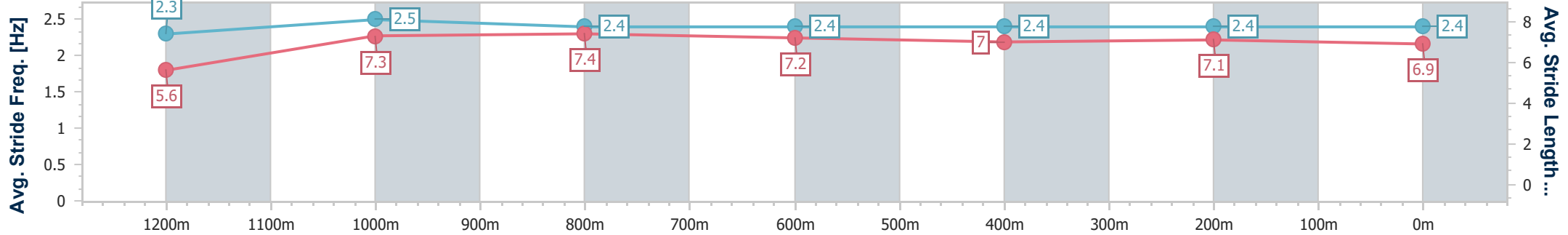
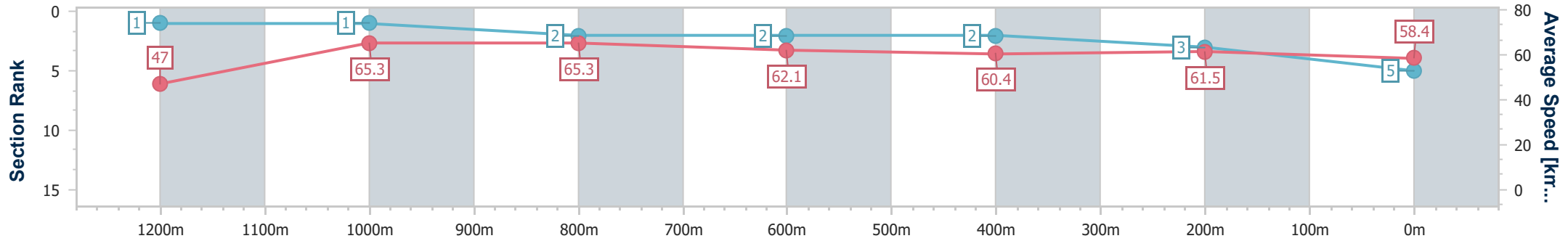
Mackay QLD Professional
Race 5: LADBROKES COMMUNITIES QTIS Three-Year-Old
Class 2 Handicap - 1300m



04 July 2024 - 14:16

Track Rating: Good 4, Weather: Fine, Rail Position: True

Section	Overall	1200m	1000m	800m	600m	400m	200m
Section Times	1:17.18 [5] (0:07.62)	1:09.56 [1] (0:11.07)	0:58.49 [1] (0:10.98)	0:47.51 [2] (0:11.58)	0:35.93 [2] (0:11.88)	0:24.05 [2] (0:11.71)	0:12.34 [3] (0:12.34)
Average Speed [km/h]	47.0	65.3	65.3	62.1	60.4	61.5	58.4
Top Speed [km/h]	63.8	66.5	66.6	64.5	62.6	62.4	61.0
Avg. Dist. to Rail [m]	7.7	1.4	0.5	0.6	0.5	0.9	1.8
Avg. Stride Freq. [Hz]	2.3	2.5	2.4	2.4	2.4	2.4	2.4
Avg. Stride Length [m]	5.6	7.3	7.4	7.2	7.0	7.1	6.9



- [] Ranking at each section and finish
- .-.- No data available at this section
- NA No data available



Horse/Jockey Name	Noble Heart
Final Rank	6
Fastest Section Time (Section)	0:07.85 (Overall)
Top Speed [km/h] (Section)	66.3 (1000m)
Race State	Finished



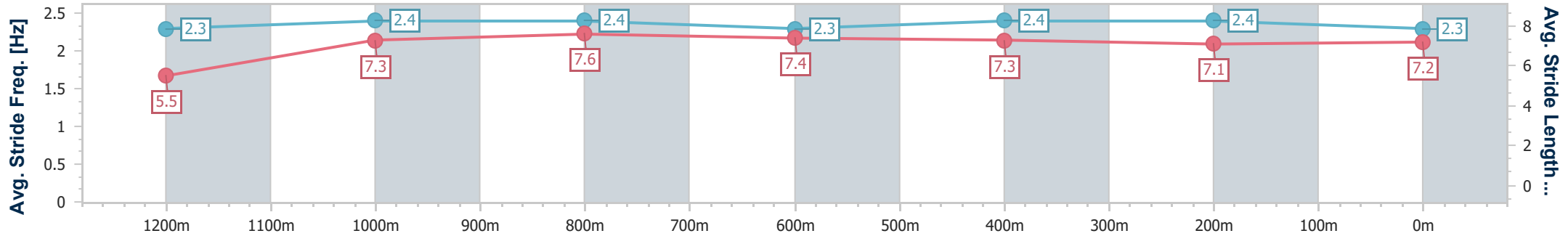
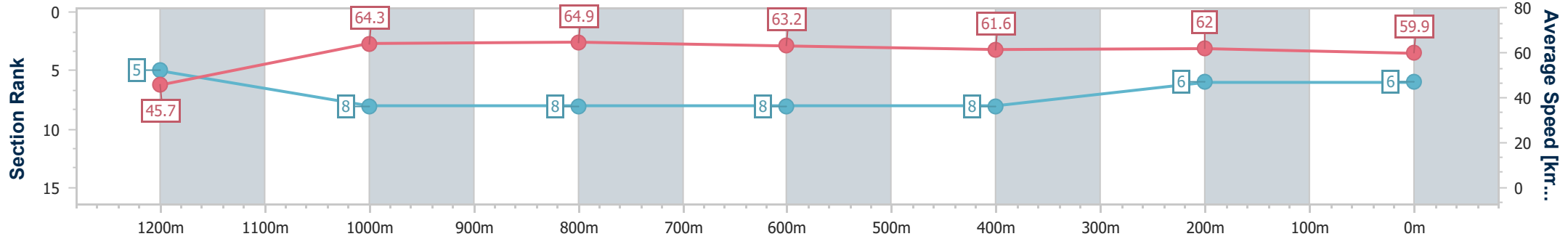
Mackay QLD Professional
Race 5: LADBROKES COMMUNITIES QTIS Three-Year-Old
Class 2 Handicap - 1300m



04 July 2024 - 14:16

Track Rating: Good 4, Weather: Fine, Rail Position: True

Section	Overall	1200m	1000m	800m	600m	400m	200m
Section Times	1:17.37 [6] (0:07.85)	1:09.52 [5] (0:11.25)	0:58.27 [8] (0:11.17)	0:47.10 [8] (0:11.46)	0:35.64 [8] (0:11.94)	0:23.70 [8] (0:11.67)	0:12.03 [6] (0:12.03)
Average Speed [km/h]	45.7	64.3	64.9	63.2	61.6	62.0	59.9
Top Speed [km/h]	62.5	65.6	66.3	65.5	62.6	63.2	62.3
Avg. Dist. to Rail [m]	9.8	3.2	1.9	1.8	2.8	4.2	5.1
Avg. Stride Freq. [Hz]	2.3	2.4	2.4	2.3	2.4	2.4	2.3
Avg. Stride Length [m]	5.5	7.3	7.6	7.4	7.3	7.1	7.2



- [] Ranking at each section and finish
- .-.- No data available at this section
- NA No data available



Horse/Jockey Name	Orca
Final Rank	7
Fastest Section Time (Section)	0:08.10 (Overall)
Top Speed [km/h] (Section)	66.0 (800m)
Race State	Finished



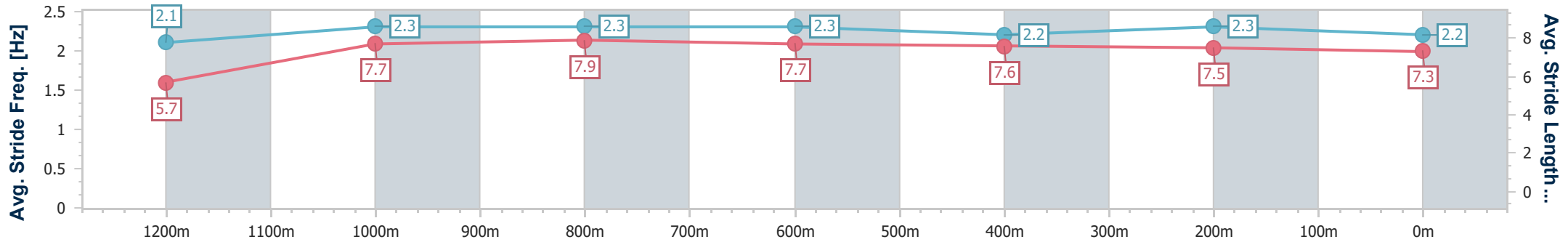
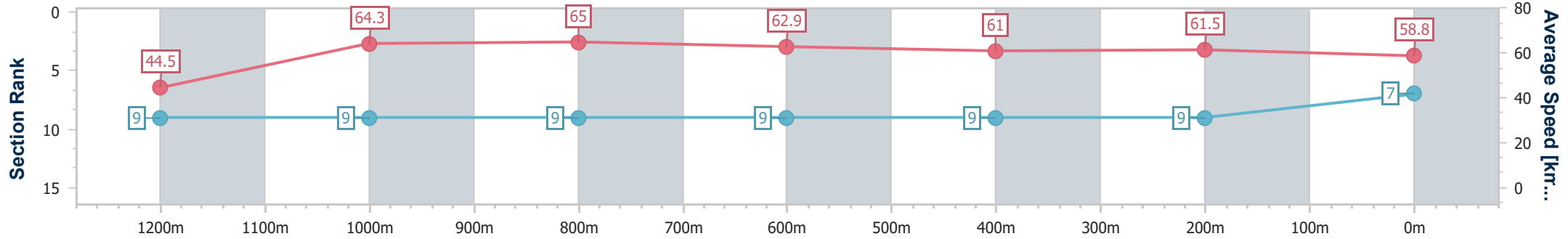
Mackay QLD Professional
Race 5: LADBROKES COMMUNITIES QTIS Three-Year-Old
Class 2 Handicap - 1300m



04 July 2024 - 14:16

Track Rating: Good 4, Weather: Fine, Rail Position: True

Section	Overall	1200m	1000m	800m	600m	400m	200m
Section Times	1:17.76 [7] (0:08.10)	1:09.66 [9] (0:11.25)	0:58.41 [9] (0:11.12)	0:47.29 [9] (0:11.40)	0:35.89 [9] (0:11.90)	0:23.99 [9] (0:11.75)	0:12.24 [9] (0:12.24)
Average Speed [km/h]	44.5	64.3	65.0	62.9	61.0	61.5	58.8
Top Speed [km/h]	59.3	65.7	65.5	66.0	61.9	62.4	60.1
Avg. Dist. to Rail [m]	12.3	2.4	0.2	0.4	1.2	2.6	3.5
Avg. Stride Freq. [Hz]	2.1	2.3	2.3	2.3	2.2	2.3	2.2
Avg. Stride Length [m]	5.7	7.7	7.9	7.7	7.6	7.5	7.3



- [] Ranking at each section and finish
- .-.- No data available at this section
- NA No data available



Horse/Jockey Name	Chucka Dummy
Final Rank	8
Fastest Section Time (Section)	0:08.83 (Overall)
Top Speed [km/h] (Section)	69.4 (1000m)
Race State	Finished



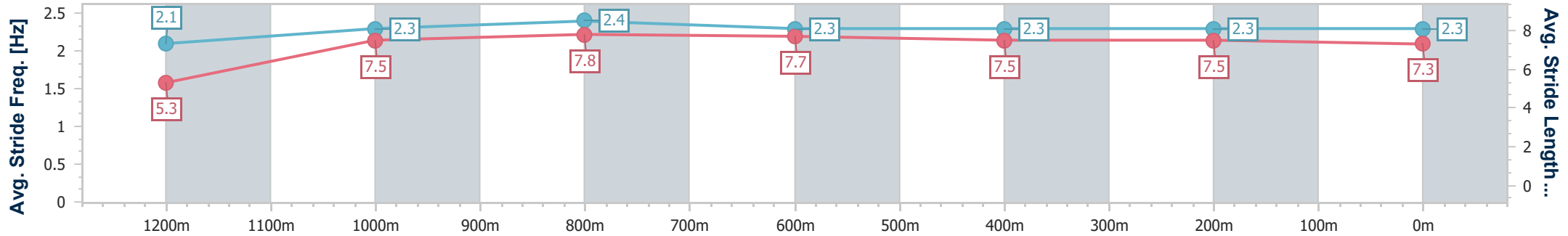
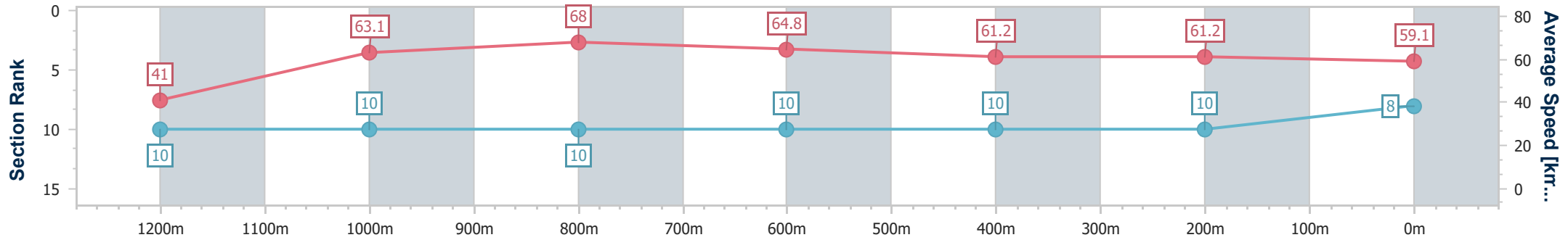
Mackay QLD Professional
 Race 5: LADBROKES COMMUNITIES QTIS Three-Year-Old
 Class 2 Handicap - 1300m



04 July 2024 - 14:16

Track Rating: Good 4, Weather: Fine, Rail Position: True

Section	Overall	1200m	1000m	800m	600m	400m	200m
Section Times	1:18.00 [8] (0:08.83)	1:09.17 [10] (0:11.42)	0:57.75 [10] (0:10.63)	0:47.12 [10] (0:11.22)	0:35.90 [10] (0:11.90)	0:24.00 [10] (0:11.84)	0:12.16 [10] (0:12.16)
Average Speed [km/h]	41.0	63.1	68.0	64.8	61.2	61.2	59.1
Top Speed [km/h]	56.6	68.8	69.4	67.4	61.8	62.2	61.1
Avg. Dist. to Rail [m]	4.9	1.9	1.2	2.5	1.9	3.3	6.5
Avg. Stride Freq. [Hz]	2.1	2.3	2.4	2.3	2.3	2.3	2.3
Avg. Stride Length [m]	5.3	7.5	7.8	7.7	7.5	7.5	7.3



- [] Ranking at each section and finish
- .-.- No data available at this section
- NA No data available



Horse/Jockey Name	Skreatch
Final Rank	9
Fastest Section Time (Section)	0:07.73 (Overall)
Top Speed [km/h] (Section)	66.9 (1200m)
Race State	Finished



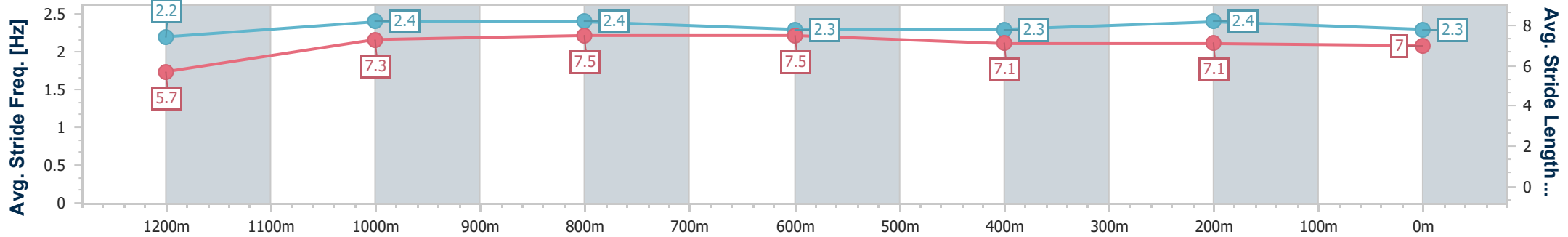
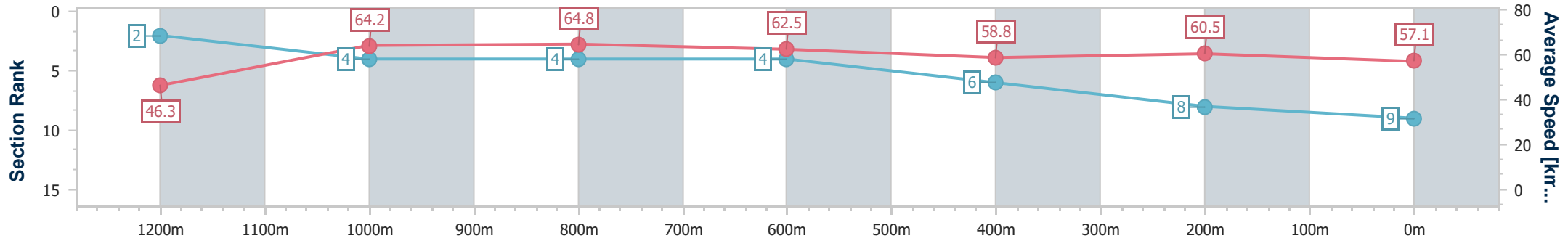
Mackay QLD Professional
Race 5: LADBROKES COMMUNITIES QTIS Three-Year-Old
Class 2 Handicap - 1300m



04 July 2024 - 14:16

Track Rating: Good 4, Weather: Fine, Rail Position: True

Section	Overall	1200m	1000m	800m	600m	400m	200m
Section Times	1:18.01 [9] (0:07.73)	1:10.28 [2] (0:11.22)	0:59.06 [4] (0:11.11)	0:47.95 [4] (0:11.43)	0:36.52 [4] (0:12.07)	0:24.45 [6] (0:11.88)	0:12.57 [8]
Average Speed [km/h]	46.3	64.2	64.8	62.5	58.8	60.5	57.1
Top Speed [km/h]	62.2	66.9	65.9	64.1	60.7	62.5	59.5
Avg. Dist. to Rail [m]	6.8	0.8	1.0	2.0	1.7	1.1	1.8
Avg. Stride Freq. [Hz]	2.2	2.4	2.4	2.3	2.3	2.4	2.3
Avg. Stride Length [m]	5.7	7.3	7.5	7.5	7.1	7.1	7.0



- [] Ranking at each section and finish
- .-.- No data available at this section
- NA No data available



Horse/Jockey Name	Mishani Aviator
Final Rank	10
Fastest Section Time (Section)	0:08.04 (Overall)
Top Speed [km/h] (Section)	67.7 (1200m)
Race State	Finished



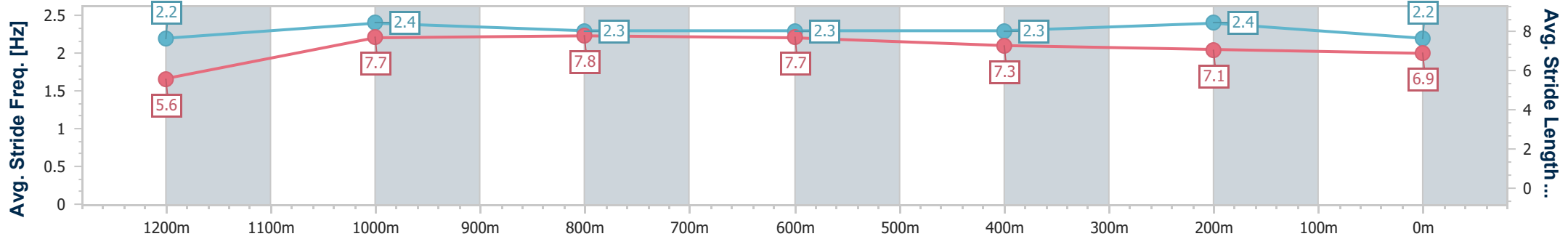
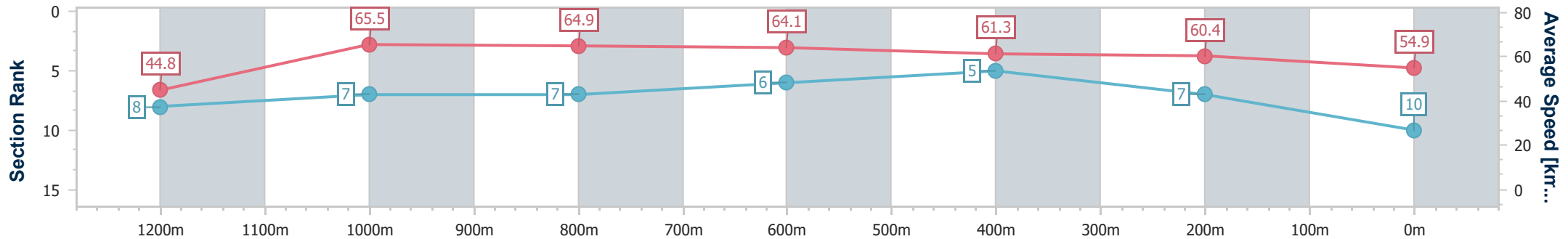
Mackay QLD Professional
Race 5: LADBROKES COMMUNITIES QTIS Three-Year-Old
Class 2 Handicap - 1300m



04 July 2024 - 14:16

Track Rating: Good 4, Weather: Fine, Rail Position: True

Section	Overall	1200m	1000m	800m	600m	400m	200m
Section Times	1:18.52 [10] (0:08.04)	1:10.48 [8] (0:11.05)	0:59.43 [7] (0:11.17)	0:48.26 [7] (0:11.34)	0:36.92 [6] (0:11.89)	0:25.03 [5] (0:11.94)	0:13.09 [7] (0:13.09)
Average Speed [km/h]	44.8	65.5	64.9	64.1	61.3	60.4	54.9
Top Speed [km/h]	61.6	67.7	66.3	65.0	61.9	61.5	59.2
Avg. Dist. to Rail [m]	13.6	4.8	2.5	2.1	1.9	1.8	3.5
Avg. Stride Freq. [Hz]	2.2	2.4	2.3	2.3	2.3	2.4	2.2
Avg. Stride Length [m]	5.6	7.7	7.8	7.7	7.3	7.1	6.9



- [] Ranking at each section and finish
- .-.- No data available at this section
- NA No data available