



# Mackay QLD Professional

## Race 9: RACING AGAIN FRIDAY 26 JULY Class 3 Plate - 1100m

04 July 2024 - 16:46



MACKAY TURF CLUB  
Ooralea Racecourse

Track Rating: Good 4, Weather: Fine, Rail Position: True

Section													Last 600m	
Field Times		Overall	1000m	800m	600m	400m	200m						0:34.64	
		1:04.78 (0:07.75)	0:57.03 (0:10.85)	0:46.18 (0:11.54)	0:34.64 (0:11.82)	0:22.82 (0:11.27)	0:11.55 (0:11.55)							
Rank	TAB	Horse/Jockey	Barrier	Top Speed [km/h]	Fastest Section								Margin	Distance Travelled [m]
1	4	<b>GROWL</b> Warwick Satherley	3	68.1 1000m	0:07.83 Overall	1:04.78 [1] (0:07.83)	0:56.95 [2] (0:10.89)	0:46.06 [2] (0:11.42)	0:34.64 [1] (0:11.91)	0:22.73 [2] (0:11.18)	0:11.55 [1] (0:11.55)	1:04.78	0:34.64	
2	11	<b>TERMINUS</b> Justin Stanley	5	68.2 1000m	0:07.75 Overall	1:05.29 [2] (0:07.75)	0:57.54 [1] (0:10.85)	0:46.69 [1] (0:11.54)	0:35.15 [2] (0:11.82)	0:23.33 [1] (0:11.30)	0:12.03 [2] (0:12.03)	3.01L	0:35.15	-4
3	2	<b>PRIVATE CHEETAH</b> Ashley Butler	7	66.2 800m	0:08.12 Overall	1:05.37 [3] (0:08.12)	0:57.25 [6] (0:11.26)	0:45.99 [8] (0:11.24)	0:34.75 [7] (0:11.82)	0:22.93 [7] (0:11.35)	0:11.58 [6] (0:11.58)	3.5L	0:34.75	+0
4	14	<b>JUST FRANK</b> Zac Sprie	4	66.9 1000m	0:07.89 Overall	1:05.51 [4] (0:07.89)	0:57.62 [3] (0:11.02)	0:46.60 [3] (0:11.34)	0:35.26 [3] (0:11.88)	0:23.38 [3] (0:11.50)	0:11.88 [3] (0:11.88)	4.29L	0:35.26	+3
5	8	<b>SET THE SAILS</b> Chelsea Jokic	1	66.5 1000m	0:08.31 Overall	1:05.52 [5] (0:08.31)	0:57.21 [7] (0:11.04)	0:46.17 [7] (0:11.34)	0:34.83 [8] (0:11.90)	0:22.93 [8] (0:11.40)	0:11.53 [8] (0:11.53)	4.35L	0:34.83	-1
6	9	<b>TSUNAMI FORCE</b> Nathan Thomas	12	67.1 1000m	0:07.94 Overall	1:05.58 [6] (0:07.94)	0:57.64 [4] (0:11.16)	0:46.48 [5] (0:11.28)	0:35.20 [5] (0:11.91)	0:23.29 [6] (0:11.44)	0:11.85 [5] (0:11.85)	4.74L	0:35.20	+3
7	5	<b>LAST LAUGH</b> McKenzie Apel	2	66.7 1000m	0:07.97 Overall	1:05.88 [7] (0:07.97)	0:57.91 [5] (0:11.03)	0:46.88 [4] (0:11.34)	0:35.54 [4] (0:11.88)	0:23.66 [4] (0:11.44)	0:12.22 [4] (0:12.22)	6.52L	0:35.54	+0
8	6	<b>MICROWAVE JENNY</b> Corey Bayliss	10	66.1 800m	0:08.36 Overall	1:06.08 [8] (0:08.36)	0:57.72 [8] (0:11.29)	0:46.43 [9] (0:11.23)	0:35.20 [9] (0:11.86)	0:23.34 [9] (0:11.67)	0:11.67 [9] (0:11.67)	7.64L	0:35.20	+0
9	3	<b>CHALKLEY</b> Shae Nielson	9	68.3 1000m	0:08.45 Overall	1:06.09 [9] (0:08.45)	0:57.64 [9] (0:10.90)	0:46.74 [6] (0:11.06)	0:35.68 [6] (0:11.87)	0:23.81 [5] (0:11.71)	0:12.10 [7] (0:12.10)	7.71L	0:35.68	+8

Scratched: Flaming Homer (#1), The Blonde Goddess (#12), Divine Hunter (#13), Chaseton (#7), Ice Skater (#10)



Horse/Jockey Name	Growl
Final Rank	1
Fastest Section Time (Section)	0:07.83 (Overall)
Top Speed [km/h] (Section)	68.1 (1000m)
Race State	Finished



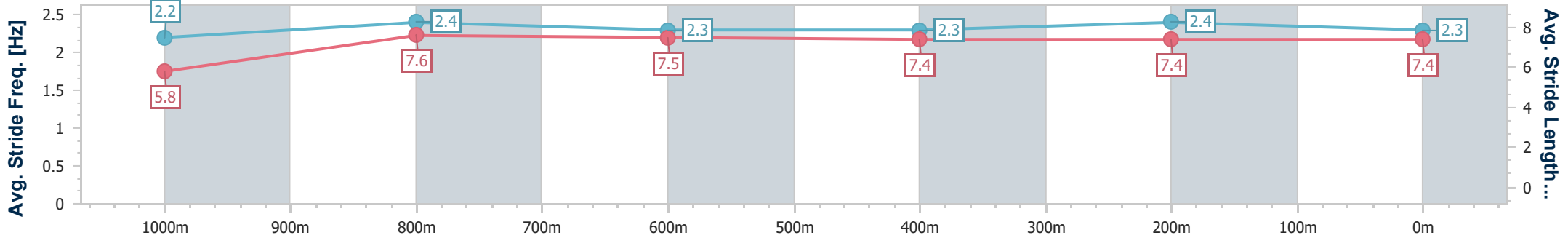
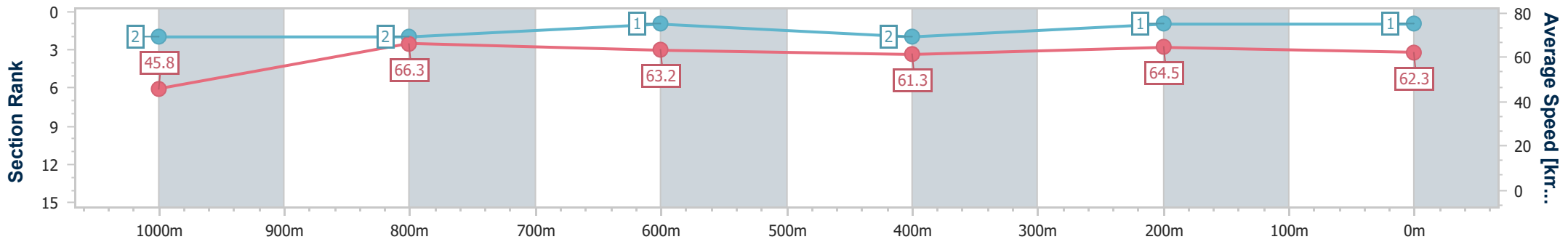
Mackay QLD Professional  
Race 9: RACING AGAIN FRIDAY 26 JULY Class 3 Plate - 1100m



04 July 2024 - 16:46

Track Rating: Good 4, Weather: Fine, Rail Position: True

Section	Overall	1000m	800m	600m	400m	200m
Section Times	1:04.78 [1] (0:07.83)	0:56.95 [2] (0:10.89)	0:46.06 [2] (0:11.42)	0:34.64 [1] (0:11.91)	0:22.73 [2] (0:11.18)	0:11.55 [1] (0:11.55)
Average Speed [km/h]	45.8	66.3	63.2	61.3	64.5	62.3
Top Speed [km/h]	62.8	68.1	66.0	63.5	66.8	65.0
Avg. Dist. to Rail [m]	3.0	0.9	1.2	1.4	2.6	2.6
Avg. Stride Freq. [Hz]	2.2	2.4	2.3	2.3	2.4	2.3
Avg. Stride Length [m]	5.8	7.6	7.5	7.4	7.4	7.4



- [ ] Ranking at each section and finish
- .-.- No data available at this section
- NA No data available



Horse/Jockey Name	Terminus
Final Rank	2
Fastest Section Time (Section)	0:07.75 (Overall)
Top Speed [km/h] (Section)	68.2 (1000m)
Race State	Finished



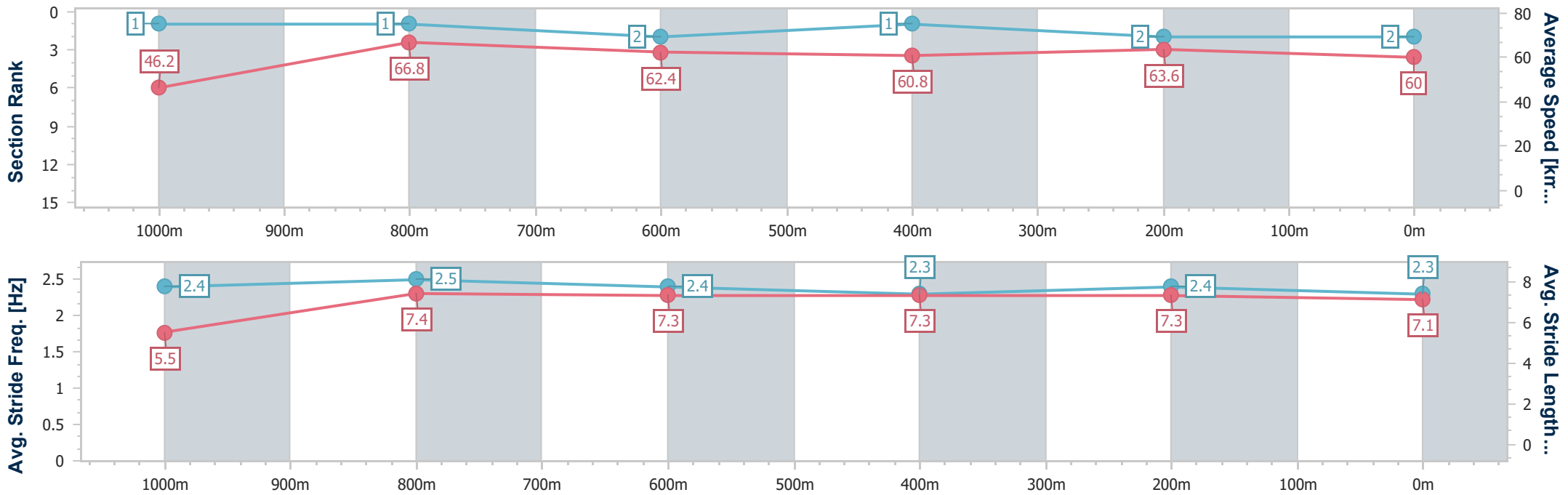
Mackay QLD Professional  
Race 9: RACING AGAIN FRIDAY 26 JULY Class 3 Plate - 1100m



04 July 2024 - 16:46

Track Rating: Good 4, Weather: Fine, Rail Position: True

Section	Overall	1000m	800m	600m	400m	200m
Section Times	1:05.29 [2] (0:07.75)	0:57.54 [1] (0:10.85)	0:46.69 [1] (0:11.54)	0:35.15 [2] (0:11.82)	0:23.33 [1] (0:11.30)	0:12.03 [2] (0:12.03)
Average Speed [km/h]	46.2	66.8	62.4	60.8	63.6	60.0
Top Speed [km/h]	64.5	68.2	64.7	62.3	64.8	63.1
Avg. Dist. to Rail [m]	6.1	1.5	0.6	0.3	0.4	0.4
Avg. Stride Freq. [Hz]	2.4	2.5	2.4	2.3	2.4	2.3
Avg. Stride Length [m]	5.5	7.4	7.3	7.3	7.3	7.1



- [ ] Ranking at each section and finish
- .-.- No data available at this section
- NA No data available



Horse/Jockey Name	Private Cheetah
Final Rank	3
Fastest Section Time (Section)	0:08.12 (Overall)
Top Speed [km/h] (Section)	66.2 (800m)
Race State	Finished

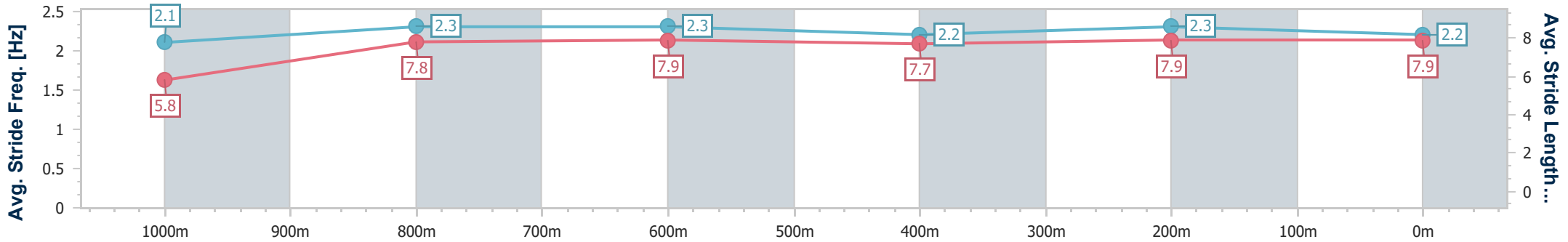
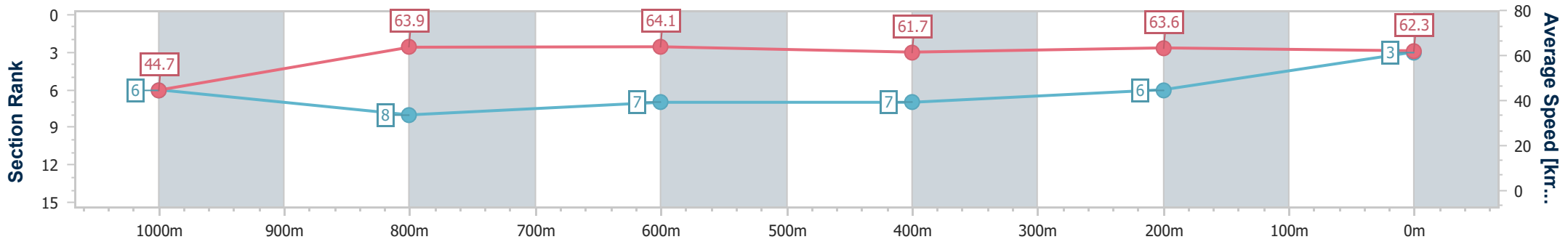


Mackay QLD Professional  
Race 9: RACING AGAIN FRIDAY 26 JULY Class 3 Plate - 1100m



04 July 2024 - 16:46  
Track Rating: Good 4, Weather: Fine, Rail Position: True

Section	Overall	1000m	800m	600m	400m	200m
Section Times	1:05.37 [3] (0:08.12)	0:57.25 [6] (0:11.26)	0:45.99 [8] (0:11.24)	0:34.75 [7] (0:11.82)	0:22.93 [7] (0:11.35)	0:11.58 [6] (0:11.58)
Average Speed [km/h]	44.7	63.9	64.1	61.7	63.6	62.3
Top Speed [km/h]	61.4	66.1	66.2	62.3	64.8	64.0
Avg. Dist. to Rail [m]	5.3	0.9	0.7	1.5	3.3	5.8
Avg. Stride Freq. [Hz]	2.1	2.3	2.3	2.2	2.3	2.2
Avg. Stride Length [m]	5.8	7.8	7.9	7.7	7.9	7.9



- [ ] Ranking at each section and finish
- .-.- No data available at this section
- NA No data available



Horse/Jockey Name	Just Frank
Final Rank	4
Fastest Section Time (Section)	0:07.89 (Overall)
Top Speed [km/h] (Section)	66.9 (1000m)
Race State	Finished



### Mackay QLD Professional

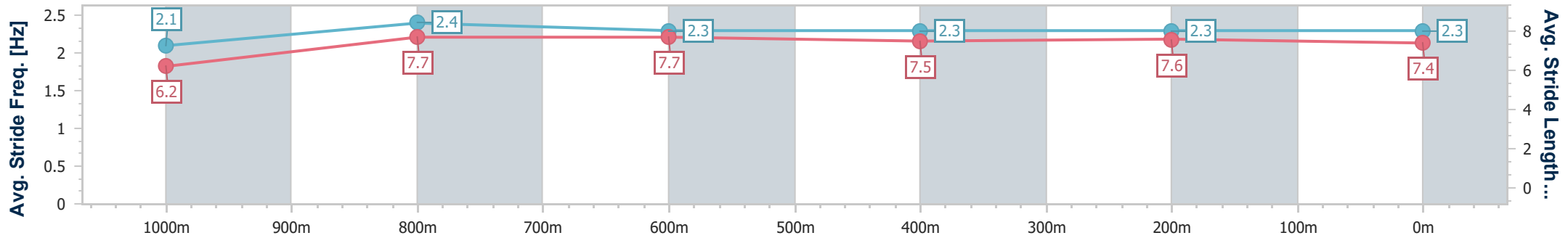
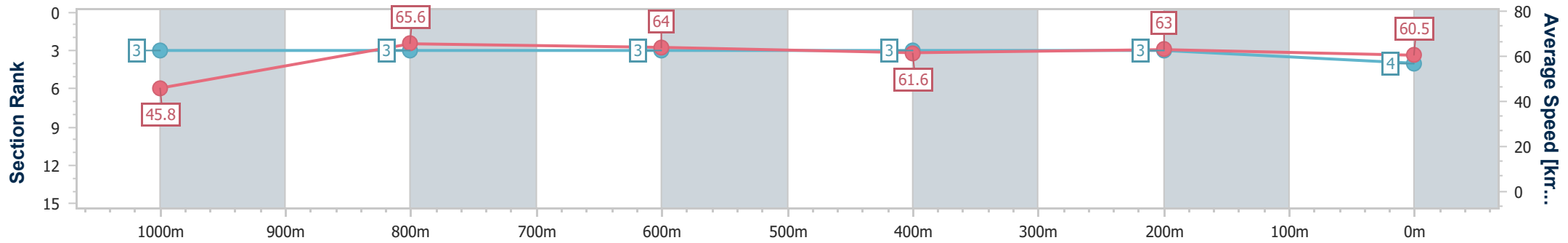
Race 9: RACING AGAIN FRIDAY 26 JULY Class 3 Plate - 1100m

04 July 2024 - 16:46

Track Rating: Good 4, Weather: Fine, Rail Position: True



Section	Overall	1000m	800m	600m	400m	200m
Section Times	1:05.51 [4] (0:07.89)	0:57.62 [3] (0:11.02)	0:46.60 [3] (0:11.34)	0:35.26 [3] (0:11.88)	0:23.38 [3] (0:11.50)	0:11.88 [3] (0:11.88)
Average Speed [km/h]	45.8	65.6	64.0	61.6	63.0	60.5
Top Speed [km/h]	62.5	66.9	65.7	62.5	63.6	63.1
Avg. Dist. to Rail [m]	4.8	2.1	2.2	2.1	3.3	4.3
Avg. Stride Freq. [Hz]	2.1	2.4	2.3	2.3	2.3	2.3
Avg. Stride Length [m]	6.2	7.7	7.7	7.5	7.6	7.4



- [ ] Ranking at each section and finish
- .-.- No data available at this section
- NA No data available



Horse/Jockey Name	Set The Sails
Final Rank	5
Fastest Section Time (Section)	0:08.31 (Overall)
Top Speed [km/h] (Section)	66.5 (1000m)
Race State	Finished



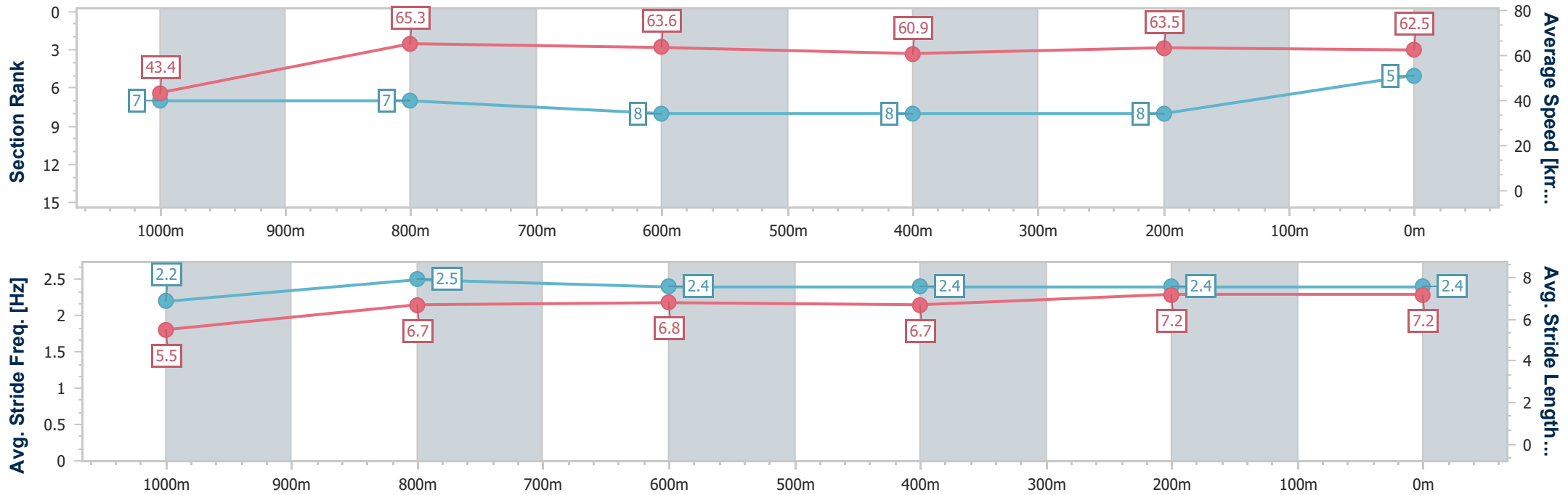
Mackay QLD Professional  
Race 9: RACING AGAIN FRIDAY 26 JULY Class 3 Plate - 1100m



04 July 2024 - 16:46

Track Rating: Good 4, Weather: Fine, Rail Position: True

Section	Overall	1000m	800m	600m	400m	200m
Section Times	1:05.52 [5] (0:08.31)	0:57.21 [7] (0:11.04)	0:46.17 [7] (0:11.34)	0:34.83 [8] (0:11.90)	0:22.93 [8] (0:11.40)	0:11.53 [8] (0:11.53)
Average Speed [km/h]	43.4	65.3	63.6	60.9	63.5	62.5
Top Speed [km/h]	61.4	66.5	66.5	62.1	65.4	65.1
Avg. Dist. to Rail [m]	1.8	0.5	0.4	1.0	5.0	7.9
Avg. Stride Freq. [Hz]	2.2	2.5	2.4	2.4	2.4	2.4
Avg. Stride Length [m]	5.5	6.7	6.8	6.7	7.2	7.2



- [ ] Ranking at each section and finish
- .-.- No data available at this section
- NA No data available



Horse/Jockey Name	Tsunami Force
Final Rank	6
Fastest Section Time (Section)	0:07.94 (Overall)
Top Speed [km/h] (Section)	67.1 (1000m)
Race State	Finished



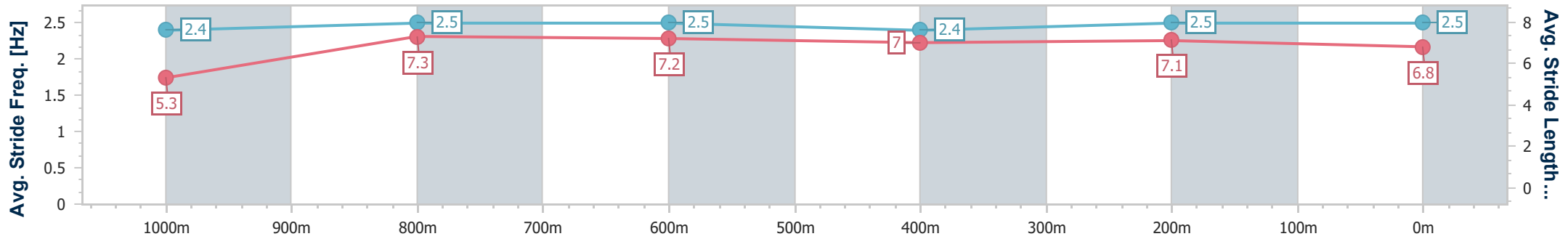
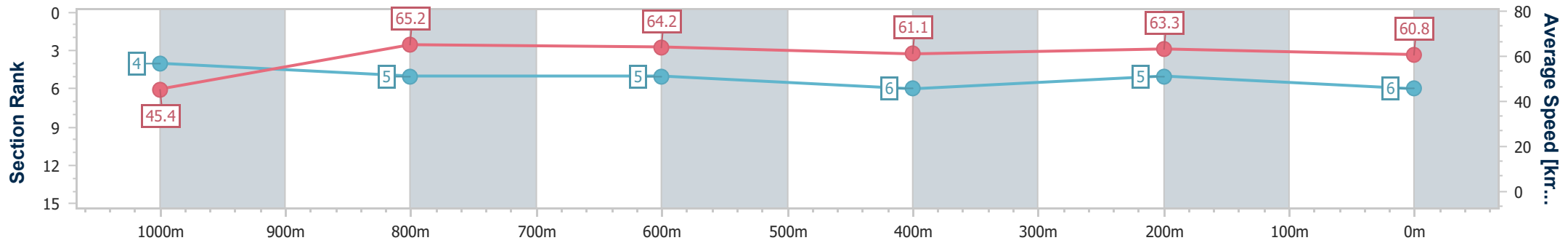
Mackay QLD Professional  
Race 9: RACING AGAIN FRIDAY 26 JULY Class 3 Plate - 1100m



04 July 2024 - 16:46

Track Rating: Good 4, Weather: Fine, Rail Position: True

Section	Overall	1000m	800m	600m	400m	200m
Section Times	1:05.58 [6] (0:07.94)	0:57.64 [4] (0:11.16)	0:46.48 [5] (0:11.28)	0:35.20 [5] (0:11.91)	0:23.29 [6] (0:11.44)	0:11.85 [5]
Average Speed [km/h]	45.4	65.2	64.2	61.1	63.3	60.8
Top Speed [km/h]	61.9	67.1	66.9	61.7	64.0	63.5
Avg. Dist. to Rail [m]	9.6	4.0	1.7	1.6	2.3	3.1
Avg. Stride Freq. [Hz]	2.4	2.5	2.5	2.4	2.5	2.5
Avg. Stride Length [m]	5.3	7.3	7.2	7.0	7.1	6.8



- [ ] Ranking at each section and finish
- .-.- No data available at this section
- NA No data available



Horse/Jockey Name	Last Laugh
Final Rank	7
Fastest Section Time (Section)	0:07.97 (Overall)
Top Speed [km/h] (Section)	66.7 (1000m)
Race State	Finished



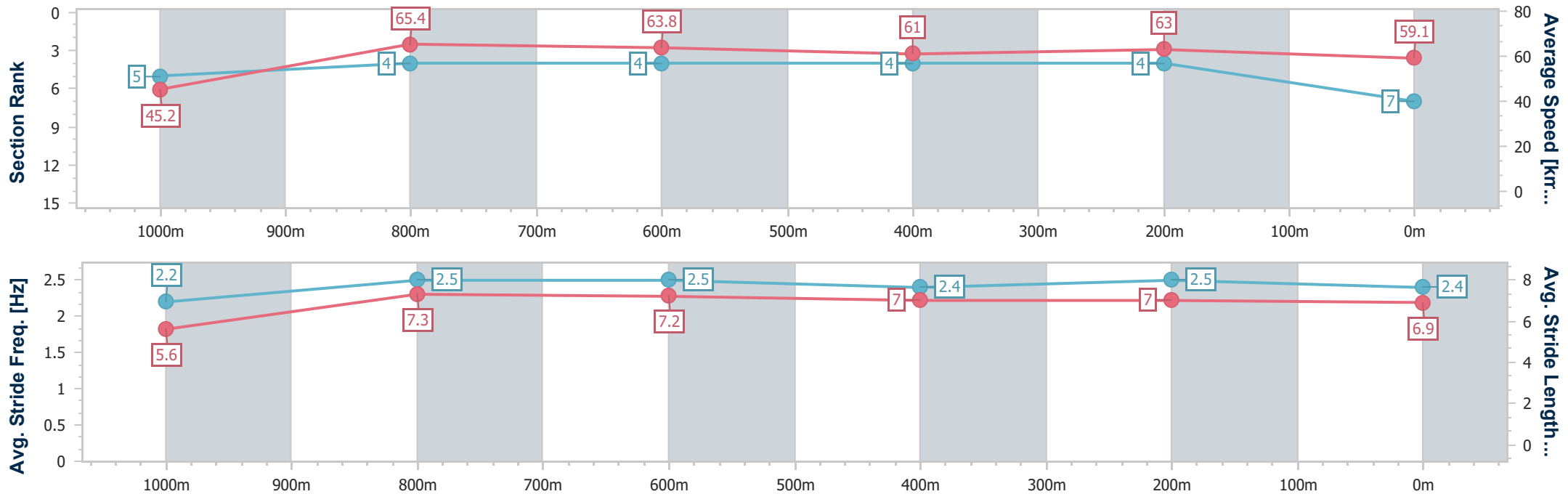
Mackay QLD Professional  
Race 9: RACING AGAIN FRIDAY 26 JULY Class 3 Plate - 1100m



04 July 2024 - 16:46

Track Rating: Good 4, Weather: Fine, Rail Position: True

Section	Overall	1000m	800m	600m	400m	200m
Section Times	1:05.88 [7] (0:07.97)	0:57.91 [5] (0:11.03)	0:46.88 [4] (0:11.34)	0:35.54 [4] (0:11.88)	0:23.66 [4] (0:11.44)	0:12.22 [4] (0:12.22)
Average Speed [km/h]	45.2	65.4	63.8	61.0	63.0	59.1
Top Speed [km/h]	62.5	66.7	66.7	62.5	64.4	62.6
Avg. Dist. to Rail [m]	2.4	0.6	2.5	1.0	1.3	1.6
Avg. Stride Freq. [Hz]	2.2	2.5	2.5	2.4	2.5	2.4
Avg. Stride Length [m]	5.6	7.3	7.2	7.0	7.0	6.9



- [ ] Ranking at each section and finish
- .-.- No data available at this section
- NA No data available





Horse/Jockey Name	Microwave Jenny
Final Rank	8
Fastest Section Time (Section)	0:08.36 (Overall)
Top Speed [km/h] (Section)	66.1 (800m)
Race State	Finished



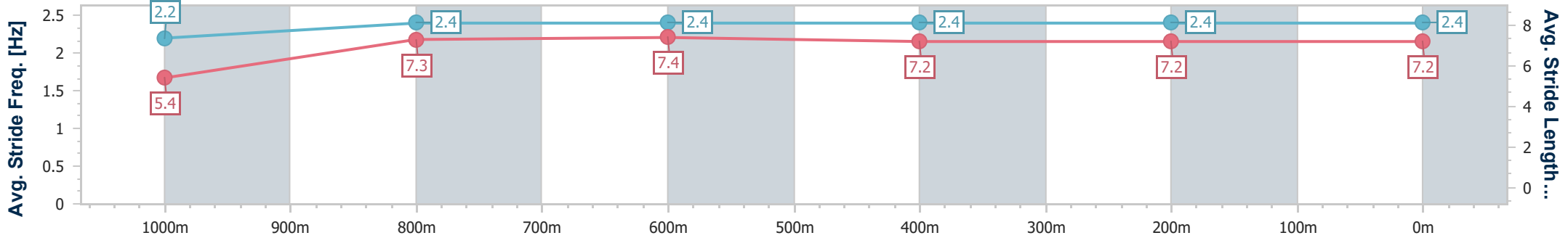
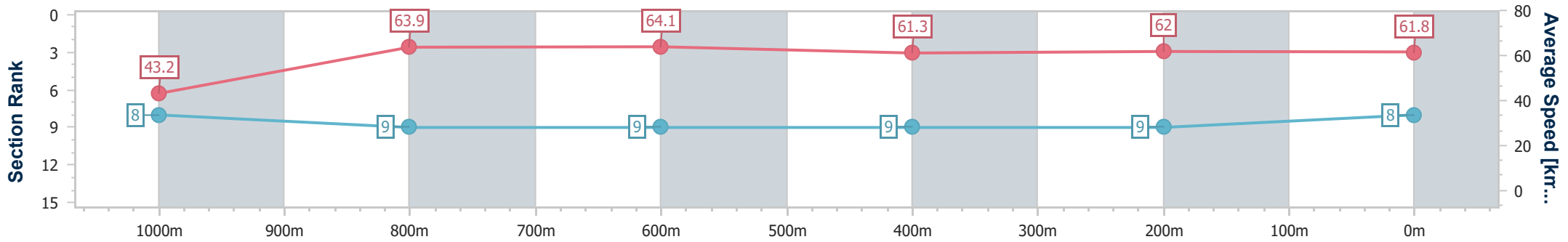
Mackay QLD Professional  
Race 9: RACING AGAIN FRIDAY 26 JULY Class 3 Plate - 1100m



04 July 2024 - 16:46

Track Rating: Good 4, Weather: Fine, Rail Position: True

Section	Overall	1000m	800m	600m	400m	200m
Section Times	1:06.08 [8] (0:08.36)	0:57.72 [8] (0:11.29)	0:46.43 [9] (0:11.23)	0:35.20 [9] (0:11.86)	0:23.34 [9] (0:11.67)	0:11.67 [9] (0:11.67)
Average Speed [km/h]	43.2	63.9	64.1	61.3	62.0	61.8
Top Speed [km/h]	61.0	65.0	66.1	62.7	63.9	63.9
Avg. Dist. to Rail [m]	6.4	0.8	0.3	1.4	3.9	4.5
Avg. Stride Freq. [Hz]	2.2	2.4	2.4	2.4	2.4	2.4
Avg. Stride Length [m]	5.4	7.3	7.4	7.2	7.2	7.2



- [ ] Ranking at each section and finish
- .-.- No data available at this section
- NA No data available



Horse/Jockey Name	Chalkley
Final Rank	9
Fastest Section Time (Section)	0:08.45 (Overall)
Top Speed [km/h] (Section)	68.3 (1000m)
Race State	Finished



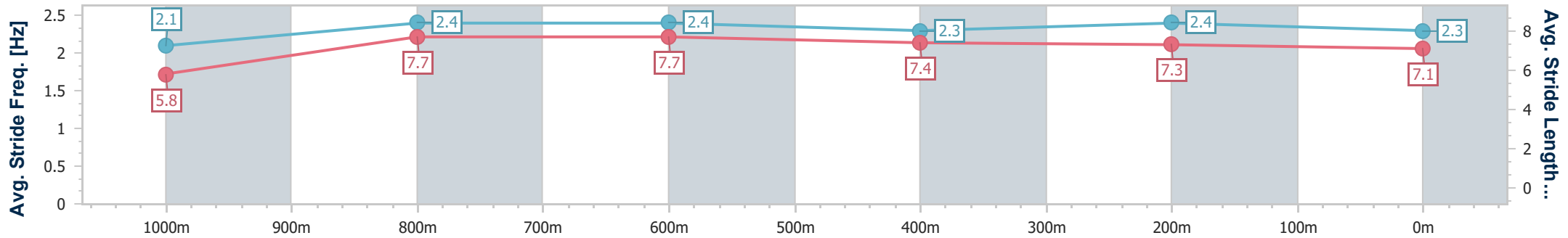
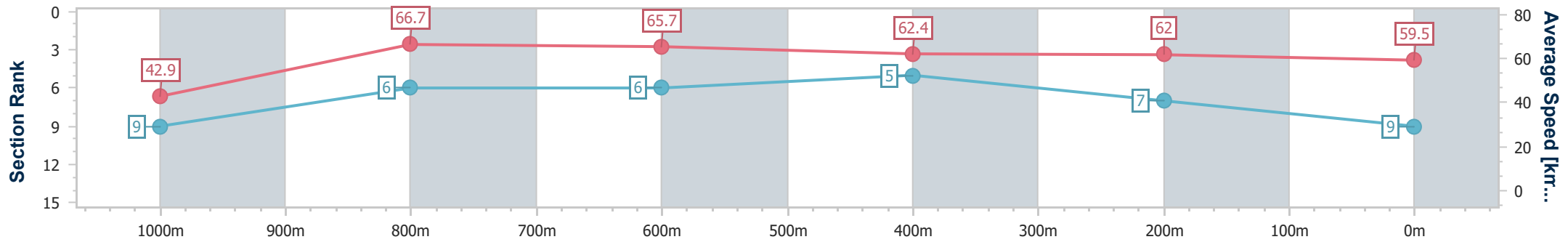
Mackay QLD Professional  
Race 9: RACING AGAIN FRIDAY 26 JULY Class 3 Plate - 1100m



04 July 2024 - 16:46

Track Rating: Good 4, Weather: Fine, Rail Position: True

Section	Overall	1000m	800m	600m	400m	200m
Section Times	1:06.09 [9] (0:08.45)	0:57.64 [9] (0:10.90)	0:46.74 [6] (0:11.06)	0:35.68 [6] (0:11.87)	0:23.81 [5] (0:11.71)	0:12.10 [7]
Average Speed [km/h]	42.9	66.7	65.7	62.4	62.0	59.5
Top Speed [km/h]	62.0	68.3	68.3	63.9	63.4	62.2
Avg. Dist. to Rail [m]	6.8	3.2	2.8	3.5	5.5	6.9
Avg. Stride Freq. [Hz]	2.1	2.4	2.4	2.3	2.4	2.3
Avg. Stride Length [m]	5.8	7.7	7.7	7.4	7.3	7.1



- [ ] Ranking at each section and finish
- .-.- No data available at this section
- NA No data available