

Track Rating: Soft 7, Weather: Fine, Rail Position: +4m Entire

Section		Field Times										Last 600m				
		Overall	1200m	1000m	800m	600m	400m						0:35.73			
		(0:11.54)	(0:11.47)	(0:12.18)	(0:12.26)	(0:11.94)	(0:11.74)									
Rank	TAB	Horse/Jockey	Barrier	Top Speed [km/h]	Fastest Section											Distance Travelled [m]
1	4	<b>COLLEAGUES</b> Vlad Duric	4	64.4 200m	0:11.40 200m	1:23.18 [1] (0:12.18)	1:11.00 [8] (0:11.55)	0:59.45 [8] (0:12.20)	0:47.25 [8] (0:12.15)	0:35.10 [8] (0:11.90)	0:23.20 [8] (0:11.80)	0:35.10				
2	16	<b>NOBLE BEAUTY</b> Emily Lang	2	63.2 200m	0:11.62 1200m	1:23.33 [2] (0:11.79)	1:11.54 [4] (0:11.62)	0:59.92 [5] (0:12.21)	0:47.71 [5] (0:12.18)	0:35.53 [5] (0:11.93)	0:23.60 [5] (0:11.79)	0:35.53	-1			
3	10	<b>CASROCK</b> Cejay Graham	3	63.1 1200m	0:11.55 Overall	1:23.37 [3] (0:11.55)	1:11.82 [2] (0:11.58)	1:00.24 [2] (0:12.17)	0:48.07 [2] (0:12.21)	0:35.86 [2] (0:11.89)	0:23.97 [2] (0:11.73)	0:35.86	+3			
4	12	<b>DWINDLING SPIRIT</b> Kyle Wilson-Taylor	12	62.5 1200m	0:11.64 Overall	1:23.51 [4] (0:11.64)	1:11.87 [3] (0:11.65)	1:00.22 [3] (0:12.16)	0:48.06 [3] (0:12.24)	0:35.82 [3] (0:11.87)	0:23.95 [3] (0:11.76)	0:35.82	+4			
5	15	<b>LADY LE DA</b> Michael Rodd	17	63.7 1200m	0:11.53 1200m	1:23.58 [5] (0:12.08)	1:11.50 [7] (0:11.53)	0:59.97 [7] (0:12.27)	0:47.70 [7] (0:12.12)	0:35.58 [7] (0:11.98)	0:23.60 [7] (0:11.80)	0:35.58	+3			
6	2	<b>SERGEANT HULKA</b> Nikita Beriman	8	63.1 1200m	0:11.65 1200m	1:23.62 [6] (0:11.87)	1:11.75 [6] (0:11.65)	1:00.10 [6] (0:12.18)	0:47.92 [6] (0:12.17)	0:35.75 [6] (0:11.88)	0:23.87 [6] (0:11.71)	0:35.75	+4			
7	6	<b>GENTLE PRINCE</b> Shania Willis	1	64.8 1200m	0:11.47 1200m	1:23.90 [7] (0:11.54)	1:12.36 [1] (0:11.47)	1:00.89 [1] (0:12.18)	0:48.71 [1] (0:12.26)	0:36.45 [1] (0:11.94)	0:24.51 [1] (0:11.93)	0:36.45	+0			
8	17	<b>ONE THING COUNTS</b> Jake Bayliss	5	63.2 1200m	0:11.67 1200m	1:23.90 [8] (0:12.24)	1:11.66 [9] (0:11.67)	0:59.99 [10] (0:12.26)	0:47.73 [10] (0:12.14)	0:35.59 [10] (0:11.96)	0:23.63 [10] (0:11.69)	0:35.59	+1			
9	1	<b>EXPECTANT</b> Georgina Cartwright	11	64.0 1200m	0:11.45 1200m	1:24.23 [9] (0:12.35)	1:11.88 [10] (0:11.45)	1:00.43 [9] (0:12.14)	0:48.29 [9] (0:12.23)	0:36.06 [9] (0:11.90)	0:24.16 [9] (0:11.96)	0:36.06	+5			
10	11	<b>CRAZY BRAVE</b> Ryan Maloney	7	63.3 1200m	0:11.55 1200m	1:24.29 [10] (0:11.82)	1:12.47 [5] (0:11.55)	1:00.92 [4] (0:12.23)	0:48.69 [4] (0:12.13)	0:36.56 [4] (0:11.96)	0:24.60 [4] (0:11.86)	0:36.56	+3			

Scratched: Mio Sorrento (#9), Thankful Heart (#8), Sleigh Queen (#13), Cool Encounter (#5), I Am Lethal (#7), The Catch (#3), Spillify (#14)



**Ipswich QLD Professional**  
**Race 6: THE SURE THING BENCHMARK 68 Handicap - 1350m**  
 05 July 2024 - 15:14



Track Rating: Soft 7, Weather: Fine, Rail Position: +4m Entire

Section							200m			Last 600m
Field Times							0:12.05			0:35.73
							(0:12.05)			
Rank	TAB	Horse/Jockey	Barrier	Top Speed [km/h]	Fastest Section	Margin			Distance Travelled [m]	
1	4	<b>COLLEAGUES</b> Vlad Duric	4	64.4 200m	0:11.40 200m	0:11.40 [7] (0:11.40)	1:23.18		0:35.10	
2	16	<b>NOBLE BEAUTY</b> Emily Lang	2	63.2 200m	0:11.62 1200m	0:11.81 [5] (0:11.81)	0.88L		0:35.53 -1	
3	10	<b>CASROCK</b> Cejay Graham	3	63.1 1200m	0:11.55 Overall	0:12.24 [1] (0:12.24)	1.1L		0:35.86 +3	
4	12	<b>DWINDLING SPIRIT</b> Kyle Wilson-Taylor	12	62.5 1200m	0:11.64 Overall	0:12.19 [3] (0:12.19)	1.94L		0:35.82 +4	
5	15	<b>LADY LE DA</b> Michael Rodd	17	63.7 1200m	0:11.53 1200m	0:11.80 [8] (0:11.80)	2.32L		0:35.58 +3	
6	2	<b>SERGEANT HULKA</b> Nikita Beriman	8	63.1 1200m	0:11.65 1200m	0:12.16 [4] (0:12.16)	2.59L		0:35.75 +4	
7	6	<b>GENTLE PRINCE</b> Shania Willis	1	64.8 1200m	0:11.47 1200m	0:12.58 [2] (0:12.58)	4.21L		0:36.45 +0	
8	17	<b>ONE THING COUNTS</b> Jake Bayliss	5	63.2 1200m	0:11.67 1200m	0:11.94 [9] (0:11.94)	4.25L		0:35.59 +1	
9	1	<b>EXPECTANT</b> Georgina Cartwright	11	64.0 1200m	0:11.45 1200m	0:12.20 [10] (0:12.20)	6.16L		0:36.06 +5	
10	11	<b>CRAZY BRAVE</b> Ryan Maloney	7	63.3 1200m	0:11.55 1200m	0:12.74 [6] (0:12.74)	6.54L		0:36.56 +3	

Scratched: Mio Sorrento (#9), Thankful Heart (#8), Sleight Queen (#13), Cool Encounter (#5), I Am Lethal (#7), The Catch (#3), Spillify (#14)



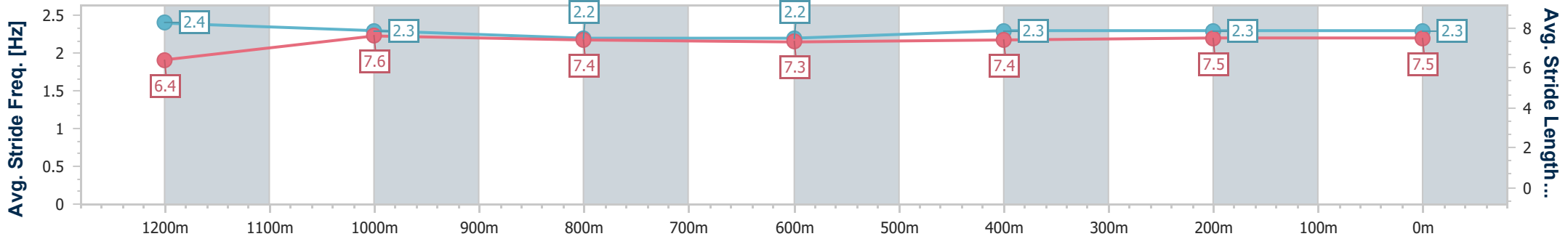
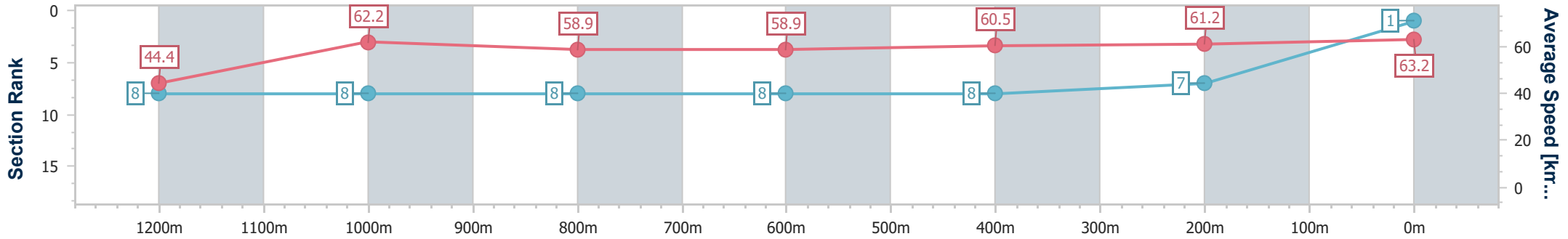
Horse/Jockey Name	Colleagues
Final Rank	1
Fastest Section Time (Section)	0:11.40 (200m)
Top Speed [km/h] (Section)	64.4 (200m)
Race State	Finished



Ipswich QLD Professional  
 Race 6: THE SURE THING BENCHMARK 68 Handicap - 1350m  
 05 July 2024 - 15:14  
 Track Rating: Soft 7, Weather: Fine, Rail Position: +4m Entire



Section	Overall	1200m	1000m	800m	600m	400m	200m
Section Times	1:23.18 [1] (0:12.18)	1:11.00 [8] (0:11.55)	0:59.45 [8] (0:12.20)	0:47.25 [8] (0:12.15)	0:35.10 [8] (0:11.90)	0:23.20 [8] (0:11.80)	0:11.40 [7] (0:11.40)
Average Speed [km/h]	44.4	62.2	58.9	58.9	60.5	61.2	63.2
Top Speed [km/h]	60.9	64.0	61.3	59.8	62.1	64.0	64.4
Avg. Dist. to Rail [m]	1.0	0.7	0.9	1.4	0.6	0.8	1.4
Avg. Stride Freq. [Hz]	2.4	2.3	2.2	2.2	2.3	2.3	2.3
Avg. Stride Length [m]	6.4	7.6	7.4	7.3	7.4	7.5	7.5



- [ ] Ranking at each section and finish
- .-.- No data available at this section
- NA No data available



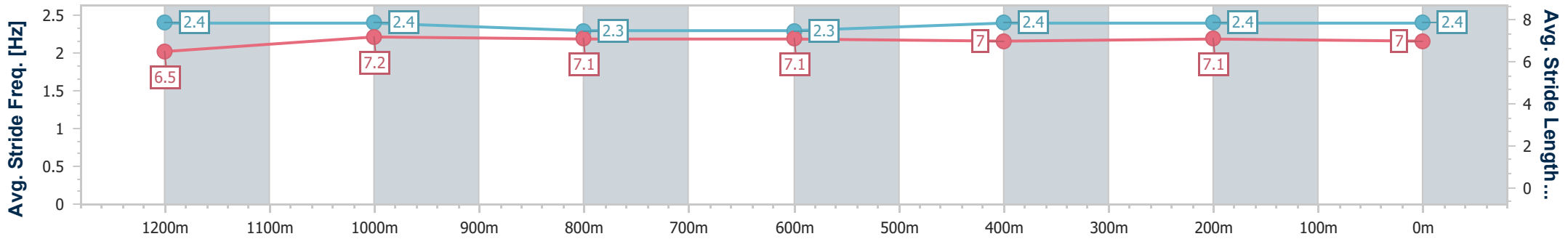
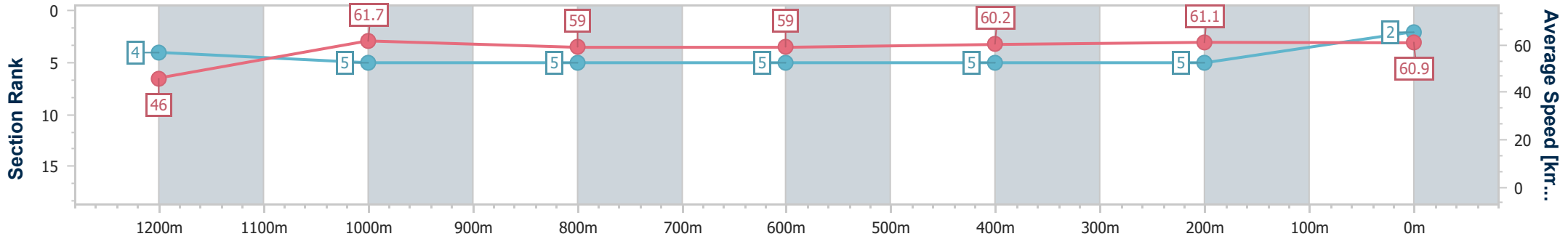
Horse/Jockey Name	Noble Beauty
Final Rank	2
Fastest Section Time (Section)	0:11.62 (1200m)
Top Speed [km/h] (Section)	63.2 (200m)
Race State	Finished



Ipswich QLD Professional  
 Race 6: THE SURE THING BENCHMARK 68 Handicap - 1350m  
 05 July 2024 - 15:14  
 Track Rating: Soft 7, Weather: Fine, Rail Position: +4m Entire



Section	Overall	1200m	1000m	800m	600m	400m	200m
Section Times	1:23.33 [2] (0:11.79)	1:11.54 [4] (0:11.62)	0:59.92 [5] (0:12.21)	0:47.71 [5] (0:12.18)	0:35.53 [5] (0:11.93)	0:23.60 [5] (0:11.79)	0:11.81 [5] (0:11.81)
Average Speed [km/h]	46.0	61.7	59.0	59.0	60.2	61.1	60.9
Top Speed [km/h]	60.8	62.4	61.3	59.8	60.7	63.2	63.2
Avg. Dist. to Rail [m]	1.0	0.3	0.5	0.6	0.7	0.4	0.5
Avg. Stride Freq. [Hz]	2.4	2.4	2.3	2.3	2.4	2.4	2.4
Avg. Stride Length [m]	6.5	7.2	7.1	7.1	7.0	7.1	7.0



- [ ] Ranking at each section and finish
- .-.- No data available at this section
- NA No data available



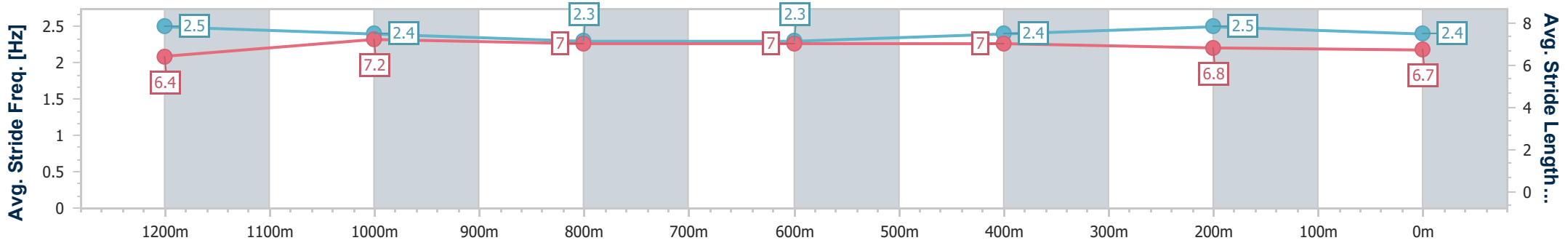
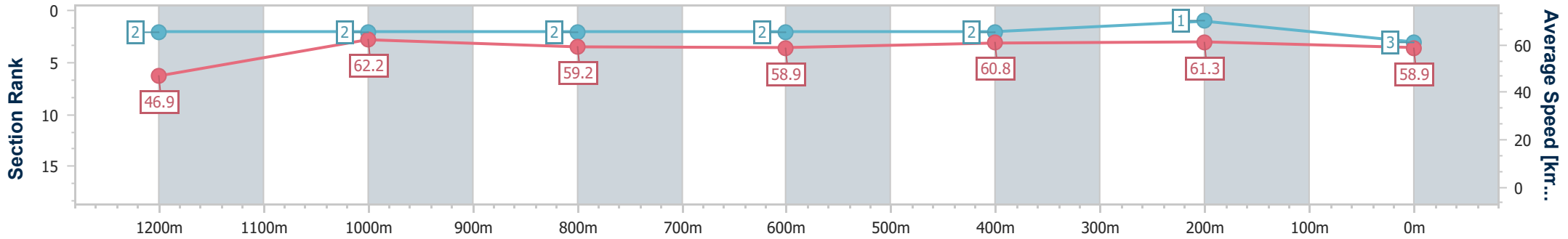
Horse/Jockey Name	Casrock
Final Rank	3
Fastest Section Time (Section)	0:11.55 (Overall)
Top Speed [km/h] (Section)	63.1 (1200m)
Race State	Finished



Ipswich QLD Professional  
 Race 6: THE SURE THING BENCHMARK 68 Handicap - 1350m  
 05 July 2024 - 15:14  
 Track Rating: Soft 7, Weather: Fine, Rail Position: +4m Entire



Section	Overall	1200m	1000m	800m	600m	400m	200m
Section Times	1:23.37 [3] (0:11.55)	1:11.82 [2] (0:11.58)	1:00.24 [2] (0:12.17)	0:48.07 [2] (0:12.21)	0:35.86 [2] (0:11.89)	0:23.97 [2] (0:11.73)	0:12.24 [1] (0:12.24)
Average Speed [km/h]	46.9	62.2	59.2	58.9	60.8	61.3	58.9
Top Speed [km/h]	62.2	63.1	60.8	59.5	61.4	61.8	61.2
Avg. Dist. to Rail [m]	1.8	0.9	0.6	0.5	0.4	0.9	2.6
Avg. Stride Freq. [Hz]	2.5	2.4	2.3	2.3	2.4	2.5	2.4
Avg. Stride Length [m]	6.4	7.2	7.0	7.0	7.0	6.8	6.7



- [ ] Ranking at each section and finish
- .-.- No data available at this section
- NA No data available



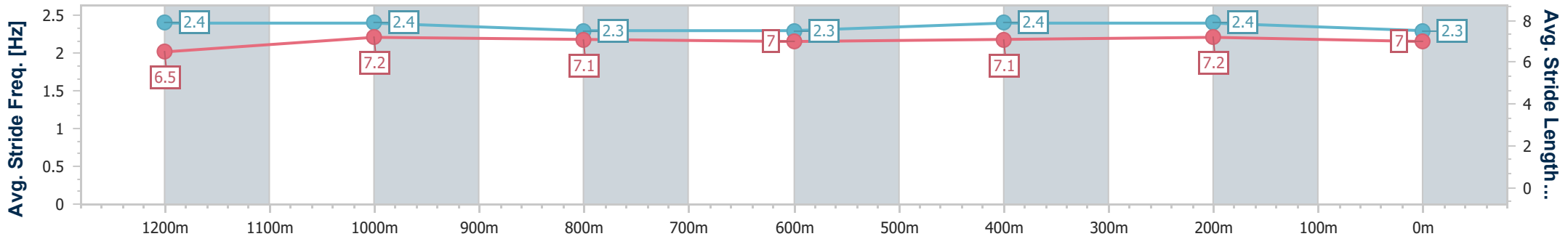
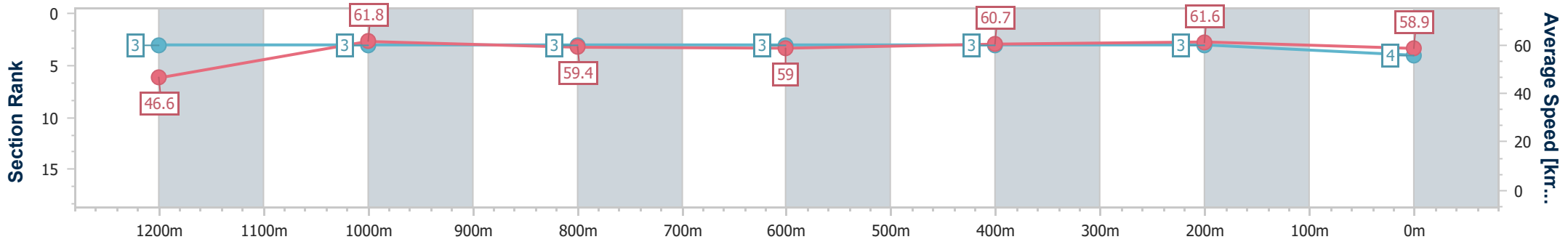
Horse/Jockey Name	Dwindling Spirit
Final Rank	4
Fastest Section Time (Section)	0:11.64 (Overall)
Top Speed [km/h] (Section)	62.5 (1200m)
Race State	Finished



Ipswich QLD Professional  
 Race 6: THE SURE THING BENCHMARK 68 Handicap - 1350m  
 05 July 2024 - 15:14  
 Track Rating: Soft 7, Weather: Fine, Rail Position: +4m Entire



Section	Overall	1200m	1000m	800m	600m	400m	200m
Section Times	1:23.51 [4] (0:11.64)	1:11.87 [3] (0:11.65)	1:00.22 [3] (0:12.16)	0:48.06 [3] (0:12.24)	0:35.82 [3] (0:11.87)	0:23.95 [3] (0:11.76)	0:12.19 [3] (0:12.19)
Average Speed [km/h]	46.6	61.8	59.4	59.0	60.7	61.6	58.9
Top Speed [km/h]	61.5	62.5	60.4	60.2	61.5	62.1	60.9
Avg. Dist. to Rail [m]	4.6	1.5	0.9	0.7	1.2	1.6	3.1
Avg. Stride Freq. [Hz]	2.4	2.4	2.3	2.3	2.4	2.4	2.3
Avg. Stride Length [m]	6.5	7.2	7.1	7.0	7.1	7.2	7.0



- [ ] Ranking at each section and finish
- .-.- No data available at this section
- NA No data available



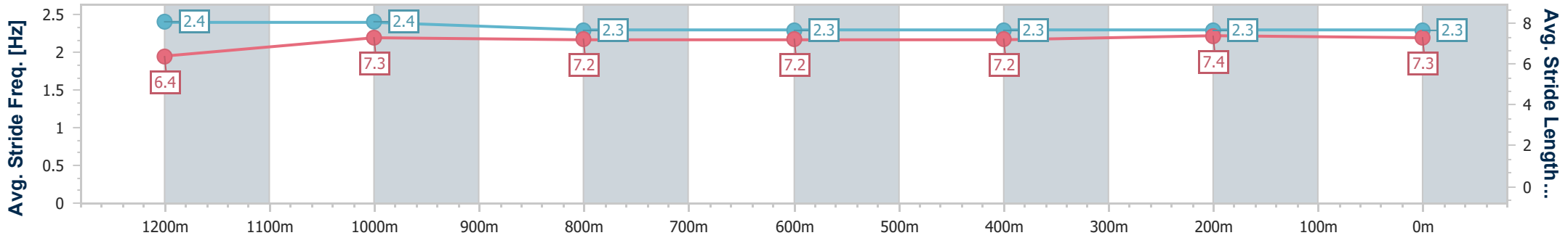
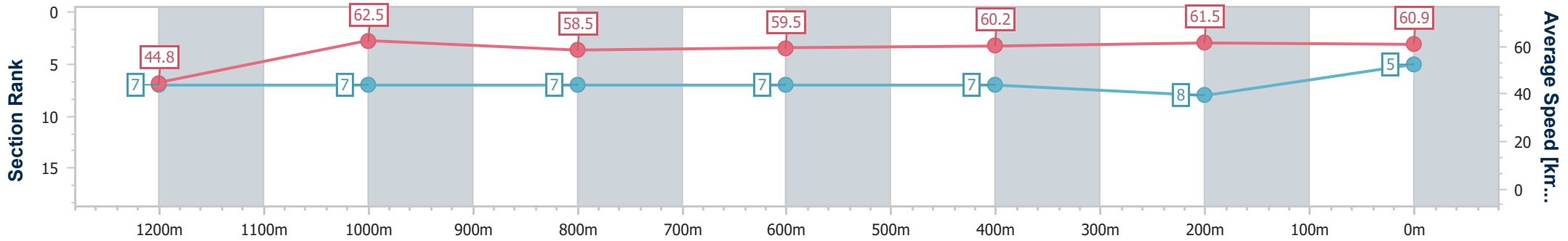
Horse/Jockey Name	Lady Le Da
Final Rank	5
Fastest Section Time (Section)	0:11.53 (1200m)
Top Speed [km/h] (Section)	63.7 (1200m)
Race State	Finished



Ipswich QLD Professional  
 Race 6: THE SURE THING BENCHMARK 68 Handicap - 1350m  
 05 July 2024 - 15:14  
 Track Rating: Soft 7, Weather: Fine, Rail Position: +4m Entire



Section	Overall	1200m	1000m	800m	600m	400m	200m
Section Times	1:23.58 [5] (0:12.08)	1:11.50 [7] (0:11.53)	0:59.97 [7] (0:12.27)	0:47.70 [7] (0:12.12)	0:35.58 [7] (0:11.98)	0:23.60 [7] (0:11.80)	0:11.80 [8] (0:11.80)
Average Speed [km/h]	44.8	62.5	58.5	59.5	60.2	61.5	60.9
Top Speed [km/h]	61.6	63.7	60.2	59.9	61.1	63.6	63.2
Avg. Dist. to Rail [m]	6.5	1.8	0.4	0.3	0.5	2.3	6.2
Avg. Stride Freq. [Hz]	2.4	2.4	2.3	2.3	2.3	2.3	2.3
Avg. Stride Length [m]	6.4	7.3	7.2	7.2	7.2	7.4	7.3



- [ ] Ranking at each section and finish
- .-.- No data available at this section
- NA No data available



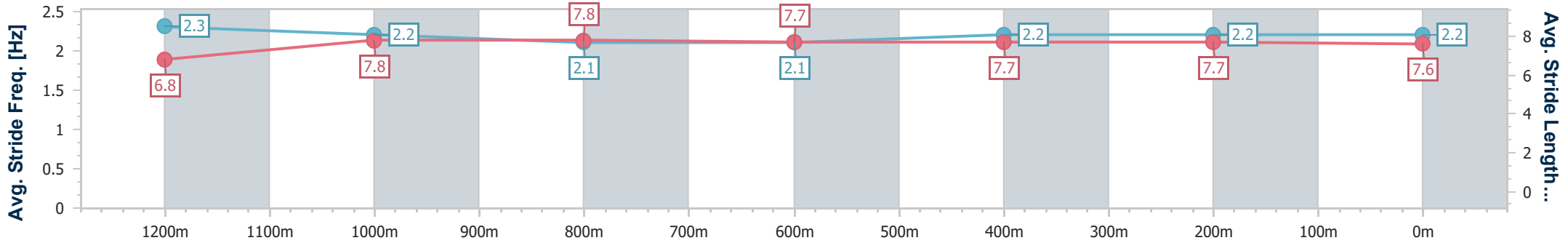
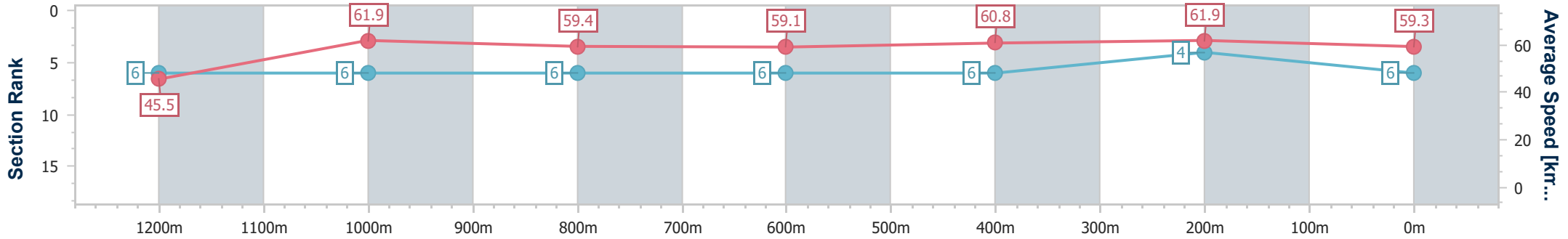
Horse/Jockey Name	Sergeant Hulka
Final Rank	6
Fastest Section Time (Section)	0:11.65 (1200m)
Top Speed [km/h] (Section)	63.1 (1200m)
Race State	Finished



Ipswich QLD Professional  
 Race 6: THE SURE THING BENCHMARK 68 Handicap - 1350m  
 05 July 2024 - 15:14  
 Track Rating: Soft 7, Weather: Fine, Rail Position: +4m Entire



Section	Overall	1200m	1000m	800m	600m	400m	200m
Section Times	1:23.62 [6] (0:11.87)	1:11.75 [6] (0:11.65)	1:00.10 [6] (0:12.18)	0:47.92 [6] (0:12.17)	0:35.75 [6] (0:11.88)	0:23.87 [6] (0:11.71)	0:12.16 [4] (0:12.16)
Average Speed [km/h]	45.5	61.9	59.4	59.1	60.8	61.9	59.3
Top Speed [km/h]	62.8	63.1	60.3	60.5	61.7	62.3	61.2
Avg. Dist. to Rail [m]	4.4	2.2	1.0	0.4	0.9	2.7	4.8
Avg. Stride Freq. [Hz]	2.3	2.2	2.1	2.1	2.2	2.2	2.2
Avg. Stride Length [m]	6.8	7.8	7.8	7.7	7.7	7.7	7.6



- [ ] Ranking at each section and finish
- .-.- No data available at this section
- NA No data available





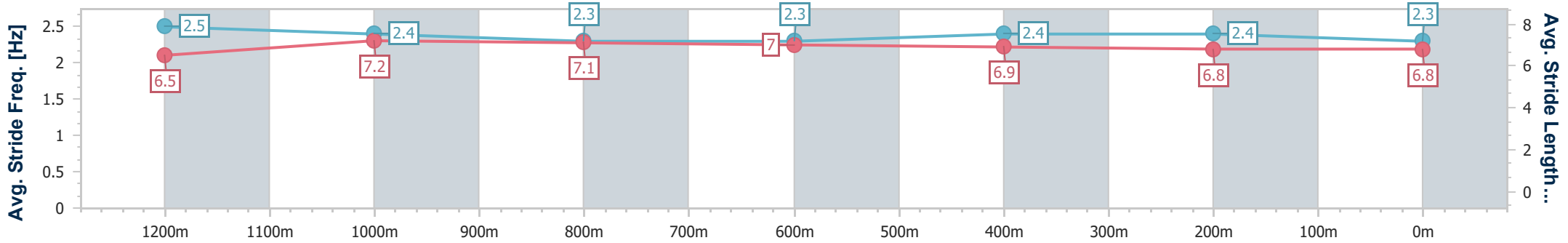
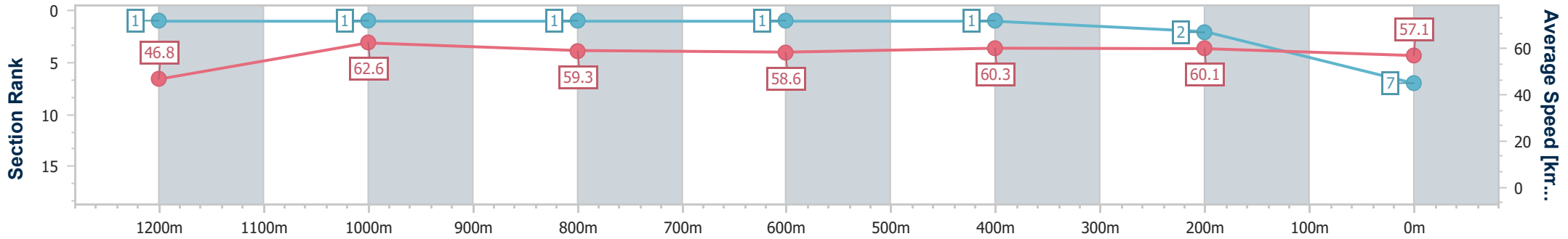
Horse/Jockey Name	Gentle Prince
Final Rank	7
Fastest Section Time (Section)	0:11.47 (1200m)
Top Speed [km/h] (Section)	64.8 (1200m)
Race State	Finished



Ipswich QLD Professional  
 Race 6: THE SURE THING BENCHMARK 68 Handicap - 1350m  
 05 July 2024 - 15:14  
 Track Rating: Soft 7, Weather: Fine, Rail Position: +4m Entire



Section	Overall	1200m	1000m	800m	600m	400m	200m
Section Times	1:23.90 [7] (0:11.54)	1:12.36 [1] (0:11.47)	1:00.89 [1] (0:12.18)	0:48.71 [1] (0:12.26)	0:36.45 [1] (0:11.94)	0:24.51 [1] (0:11.93)	0:12.58 [2] (0:12.58)
Average Speed [km/h]	46.8	62.6	59.3	58.6	60.3	60.1	57.1
Top Speed [km/h]	62.7	64.8	61.1	59.0	60.6	60.7	59.7
Avg. Dist. to Rail [m]	0.3	0.4	0.4	0.2	0.5	0.6	2.3
Avg. Stride Freq. [Hz]	2.5	2.4	2.3	2.3	2.4	2.4	2.3
Avg. Stride Length [m]	6.5	7.2	7.1	7.0	6.9	6.8	6.8



- [ ] Ranking at each section and finish
- .-.- No data available at this section
- NA No data available



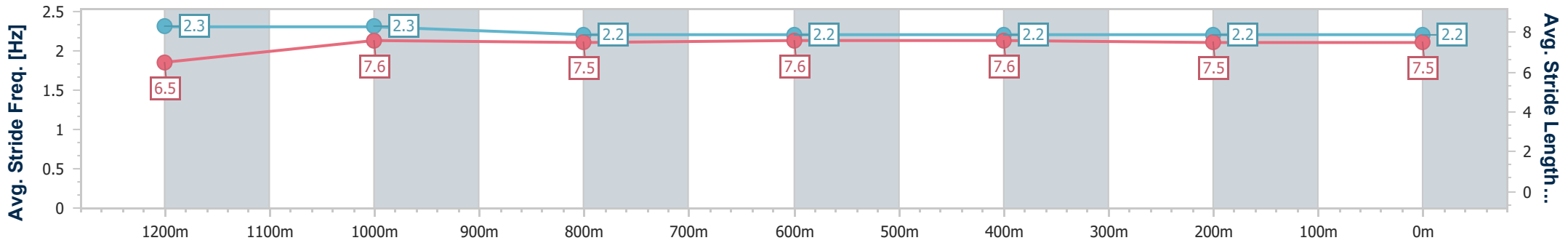
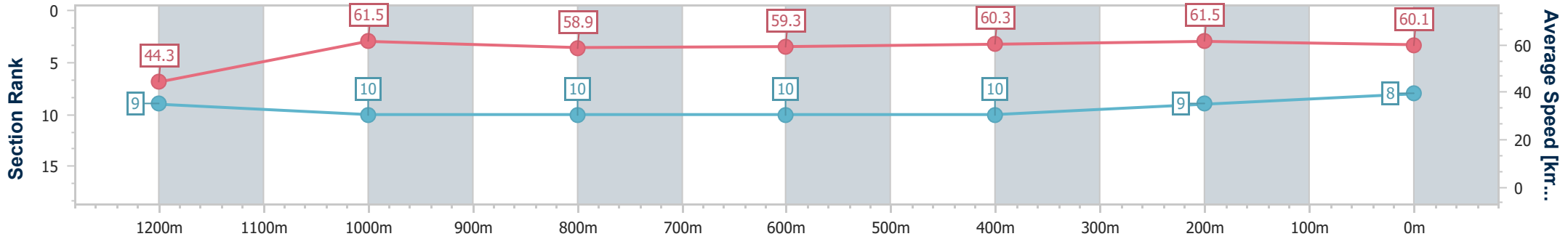
Horse/Jockey Name	One Thing Counts
Final Rank	8
Fastest Section Time (Section)	0:11.67 (1200m)
Top Speed [km/h] (Section)	63.2 (1200m)
Race State	Finished



Ipswich QLD Professional  
 Race 6: THE SURE THING BENCHMARK 68 Handicap - 1350m  
 05 July 2024 - 15:14  
 Track Rating: Soft 7, Weather: Fine, Rail Position: +4m Entire



Section	Overall	1200m	1000m	800m	600m	400m	200m
Section Times	1:23.90 [8] (0:12.24)	1:11.66 [9] (0:11.67)	0:59.99 [10] (0:12.26)	0:47.73 [10] (0:12.14)	0:35.59 [10] (0:11.96)	0:23.63 [10] (0:11.69)	0:11.94 [9] (0:11.94)
Average Speed [km/h]	44.3	61.5	58.9	59.3	60.3	61.5	60.1
Top Speed [km/h]	60.5	63.2	60.1	60.1	61.1	61.8	61.2
Avg. Dist. to Rail [m]	2.8	1.0	0.3	0.2	0.4	0.6	1.6
Avg. Stride Freq. [Hz]	2.3	2.3	2.2	2.2	2.2	2.2	2.2
Avg. Stride Length [m]	6.5	7.6	7.5	7.6	7.6	7.5	7.5



- [ ] Ranking at each section and finish
- .-.- No data available at this section
- NA No data available



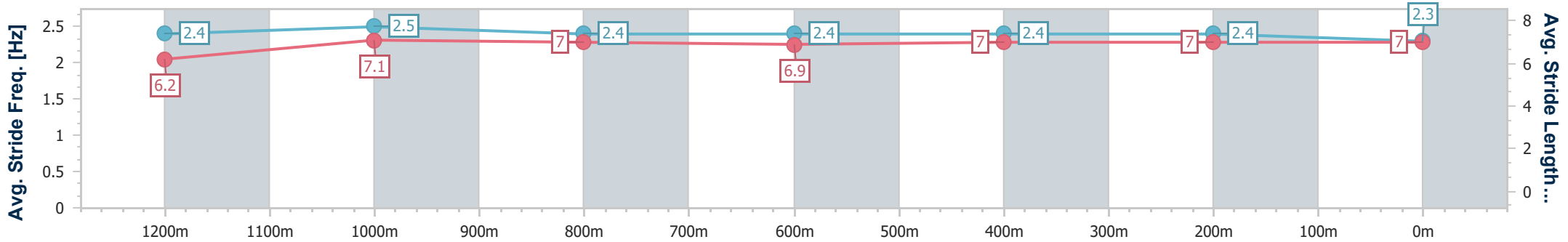
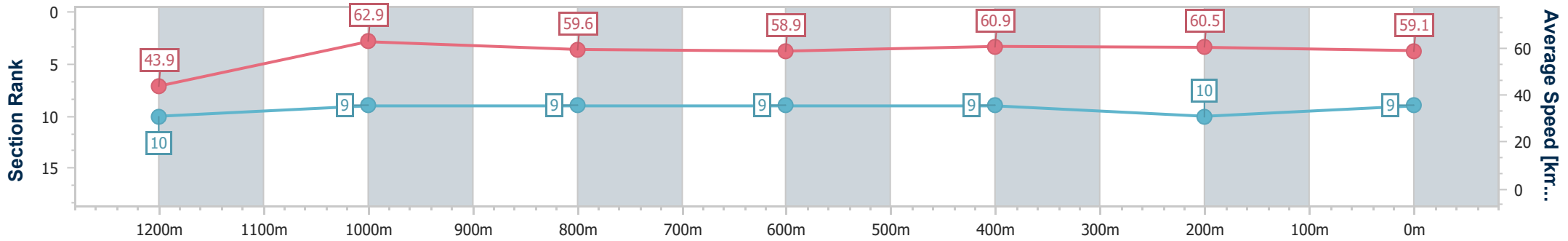
Horse/Jockey Name	Expectant
Final Rank	9
Fastest Section Time (Section)	0:11.45 (1200m)
Top Speed [km/h] (Section)	64.0 (1200m)
Race State	Finished



Ipswich QLD Professional  
 Race 6: THE SURE THING BENCHMARK 68 Handicap - 1350m  
 05 July 2024 - 15:14  
 Track Rating: Soft 7, Weather: Fine, Rail Position: +4m Entire



Section	Overall	1200m	1000m	800m	600m	400m	200m
Section Times	1:24.23 [9] (0:12.35)	1:11.88 [10] (0:11.45)	1:00.43 [9] (0:12.14)	0:48.29 [9] (0:12.23)	0:36.06 [9] (0:11.90)	0:24.16 [9] (0:11.96)	0:12.20 [10] (0:12.20)
Average Speed [km/h]	43.9	62.9	59.6	58.9	60.9	60.5	59.1
Top Speed [km/h]	61.6	64.0	61.1	60.0	61.3	60.9	60.8
Avg. Dist. to Rail [m]	5.0	1.3	1.1	1.0	1.1	2.7	5.8
Avg. Stride Freq. [Hz]	2.4	2.5	2.4	2.4	2.4	2.4	2.3
Avg. Stride Length [m]	6.2	7.1	7.0	6.9	7.0	7.0	7.0



- [ ] Ranking at each section and finish
- .-.- No data available at this section
- NA No data available



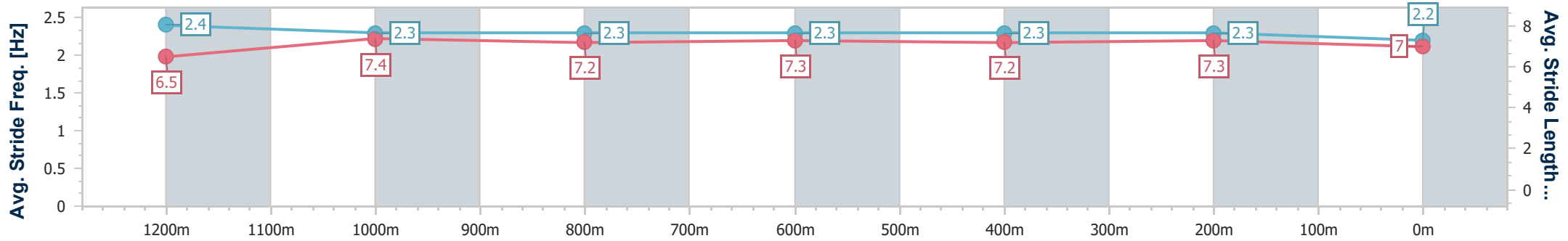
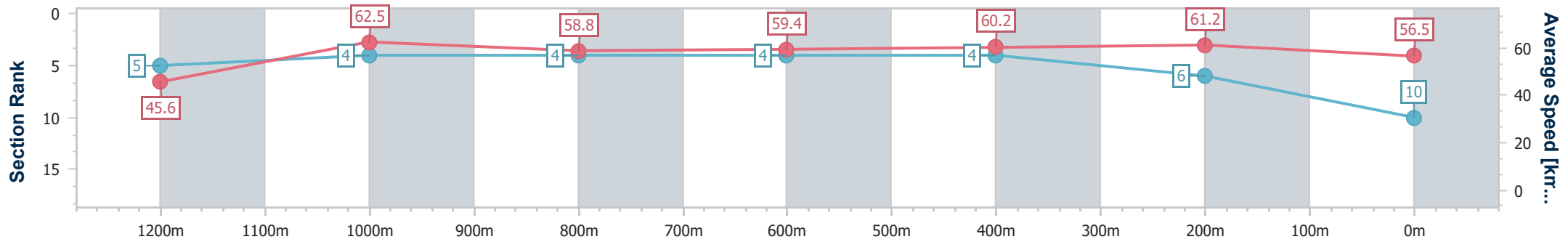
Horse/Jockey Name	Crazy Brave
Final Rank	10
Fastest Section Time (Section)	0:11.55 (1200m)
Top Speed [km/h] (Section)	63.3 (1200m)
Race State	Finished



Ipswich QLD Professional  
 Race 6: THE SURE THING BENCHMARK 68 Handicap - 1350m  
 05 July 2024 - 15:14  
 Track Rating: Soft 7, Weather: Fine, Rail Position: +4m Entire



Section	Overall	1200m	1000m	800m	600m	400m	200m
Section Times	1:24.29 [10] (0:11.82)	1:12.47 [5] (0:11.55)	1:00.92 [4] (0:12.23)	0:48.69 [4] (0:12.13)	0:36.56 [4] (0:11.96)	0:24.60 [4] (0:11.86)	0:12.74 [6] (0:12.74)
Average Speed [km/h]	45.6	62.5	58.8	59.4	60.2	61.2	56.5
Top Speed [km/h]	61.9	63.3	60.7	60.3	61.1	61.9	60.7
Avg. Dist. to Rail [m]	2.9	0.5	0.3	0.3	0.9	1.9	3.4
Avg. Stride Freq. [Hz]	2.4	2.3	2.3	2.3	2.3	2.3	2.2
Avg. Stride Length [m]	6.5	7.4	7.2	7.3	7.2	7.3	7.0



- [ ] Ranking at each section and finish
- .-.- No data available at this section
- NA No data available