

Ipswich QLD Professional

Race 7: IMPERIAL RACING Class 1 Plate - 1100m

05 July 2024 - 15:51

Track Rating: Soft 7, Weather: Fine, Rail Position: +4m Entire

Section		Field Times											Last 600m	
		Overall	1000m	800m	600m	400m	200m						0:34.80	
		1:06.47 (0:08.53)	0:57.94 (0:11.27)	0:46.67 (0:11.87)	0:34.80 (0:11.78)	0:23.02 (0:11.47)	0:11.55 (0:11.55)							
Rank	TAB	Horse/Jockey	Barrier	Top Speed [km/h]	Fastest Section							Margin	Distance Travelled [m]	
1	7	THANKYOU HENRY Ryan Maloney	4	65.9 400m	0:08.54 Overall	1:06.47 [1] (0:08.54)	0:57.93 [2] (0:11.31)	0:46.62 [2] (0:11.90)	0:34.72 [3] (0:11.80)	0:22.92 [3] (0:11.37)	0:11.55 [1] (0:11.55)	1:06.47	0:34.72	
2	13	ROSE NOIR Angela Jones	5	65.0 1000m	0:08.53 Overall	1:06.92 [2] (0:08.53)	0:58.39 [1] (0:11.27)	0:47.12 [1] (0:11.91)	0:35.21 [2] (0:11.74)	0:23.47 [1] (0:11.68)	0:11.79 [2] (0:11.79)	2.67L	0:35.21	+4
3	9	SPIRITCHASER Robbie Dolan	3	64.7 1000m	0:08.84 Overall	1:07.07 [3] (0:08.84)	0:58.23 [8] (0:11.32)	0:46.91 [6] (0:11.79)	0:35.12 [6] (0:11.75)	0:23.37 [5] (0:11.69)	0:11.68 [4] (0:11.68)	3.57L	0:35.12	+4
4	16	INTRECCIATO Karl Zechner	8	64.4 1000m	0:08.97 Overall	1:07.14 [4] (0:08.97)	0:58.17 [9] (0:11.34)	0:46.83 [10] (0:11.83)	0:35.00 [8] (0:11.78)	0:23.22 [9] (0:11.57)	0:11.65 [6] (0:11.65)	3.94L	0:35.00	+5
5	15	COURT WHISPERS Justin Huxtable	19	65.4 1000m	0:08.66 Overall	1:07.18 [5] (0:08.66)	0:58.52 [3] (0:11.23)	0:47.29 [3] (0:11.78)	0:35.51 [1] (0:11.79)	0:23.72 [2] (0:11.68)	0:12.04 [3] (0:12.04)	4.17L	0:35.51	+8
6	10	YELLOWHAMMER Kyle Wilson-Taylor	21	63.8 1000m	0:09.11 Overall	1:07.42 [6] (0:09.11)	0:58.31 [10] (0:11.47)	0:46.84 [11] (0:11.78)	0:35.06 [11] (0:11.84)	0:23.22 [11] (0:11.51)	0:11.71 [10] (0:11.71)	5.61L	0:35.06	+4
7	4	THE LIONS' GATE Damien Thornton	7	64.6 1000m	0:08.73 Overall	1:07.44 [7] (0:08.73)	0:58.71 [4] (0:11.36)	0:47.35 [5] (0:11.89)	0:35.46 [7] (0:11.78)	0:23.68 [6] (0:11.77)	0:11.91 [7] (0:11.91)	5.73L	0:35.46	+10
8	20	RED SHIRAZ Nozi Tomizawa	2	65.7 1000m	0:09.20 Overall	1:07.55 [8] (0:09.20)	0:58.35 [11] (0:11.11)	0:47.24 [9] (0:11.84)	0:35.40 [9] (0:11.73)	0:23.67 [8] (0:11.69)	0:11.98 [8] (0:11.98)	6.38L	0:35.40	-1
9	6	COSTNER James Orman	17	64.3 1000m	0:08.83 Overall	1:07.63 [9] (0:08.83)	0:58.80 [7] (0:11.45)	0:47.35 [8] (0:11.65)	0:35.70 [5] (0:11.86)	0:23.84 [7] (0:11.95)	0:11.89 [11] (0:11.89)	6.86L	0:35.70	+10
10	5	CHAYSE'N'SCOTTY Samantha Collett	1	64.8 1000m	0:08.73 Overall	1:08.17 [10] (0:08.73)	0:59.44 [5] (0:11.33)	0:48.11 [4] (0:11.83)	0:36.28 [4] (0:11.74)	0:24.54 [4] (0:11.80)	0:12.74 [5] (0:12.74)	10.02L	0:36.28	+0

Scratched: Loaded Gun (#18), Cooroi Heights (#11), Remlaps Angel (#12), Iron Power (#14), Cressbrook (#17), Forebears (#21), Seiryu (#19), Pink Cashmere (#8), Luvarchie (#3), Bremers (#1)



Ipswich QLD Professional
 Race 7: IMPERIAL RACING Class 1 Plate - 1100m
 05 July 2024 - 15:51



Track Rating: Soft 7, Weather: Fine, Rail Position: +4m Entire

Section	Overall	1000m	800m	600m	400m	200m	Last 600m
Field Times	1:06.47 (0:08.53)	0:57.94 (0:11.27)	0:46.67 (0:11.87)	0:34.80 (0:11.78)	0:23.02 (0:11.47)	0:11.55 (0:11.55)	0:34.80

Rank	TAB	Horse/Jockey	Barrier	Top Speed [km/h]	Fastest Section	Margin	Distance Travelled [m]
11	2	GREAT BARRIER REEF	13	64.4	0:08.82	10.07L	+11
		Boris Thornton		1000m	Overall		

Scratched: Loaded Gun (#18), Cooroi Heights (#11), Remlaps Angel (#12), Iron Power (#14), Cressbrook (#17), Forebears (#21), Seiryu (#19), Pink Cashmere (#8), Luvarchie (#3), Bremers (#1)



Horse/Jockey Name	Thankyou Henry
Final Rank	1
Fastest Section Time (Section)	0:08.54 (Overall)
Top Speed [km/h] (Section)	65.9 (400m)
Race State	Finished



Ipswich QLD Professional

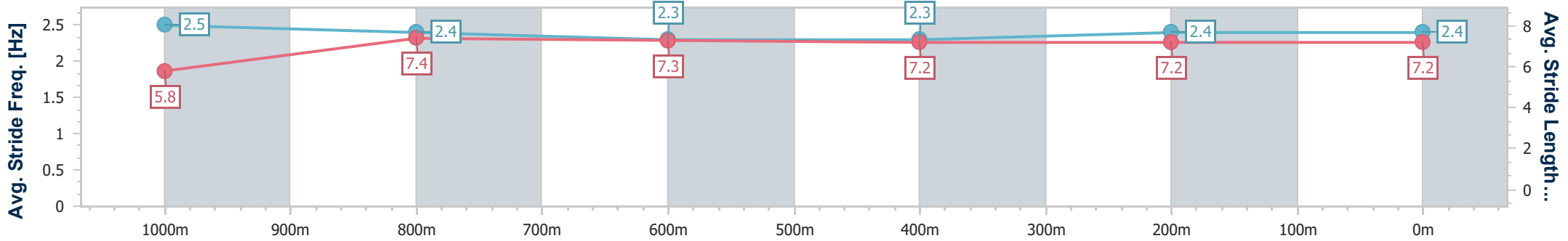
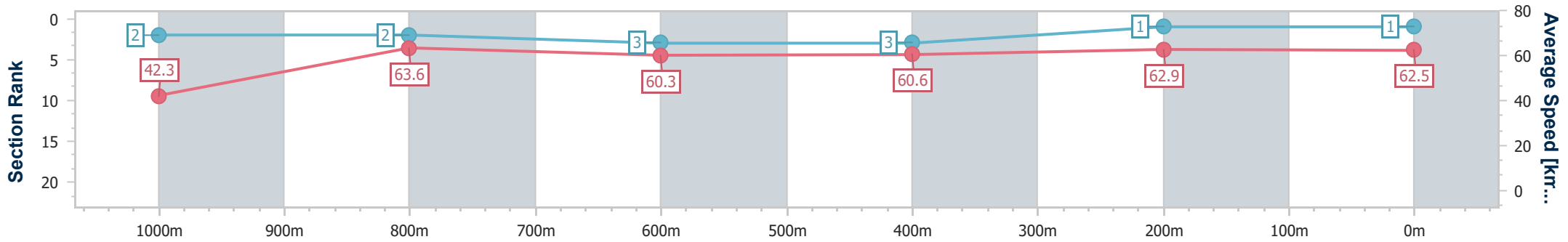
Race 7: IMPERIAL RACING Class 1 Plate - 1100m

05 July 2024 - 15:51



Track Rating: Soft 7, Weather: Fine, Rail Position: +4m Entire

Section	Overall	1000m	800m	600m	400m	200m
Section Times	1:06.47 [1] (0:08.54)	0:57.93 [2] (0:11.31)	0:46.62 [2] (0:11.90)	0:34.72 [3] (0:11.80)	0:22.92 [3] (0:11.37)	0:11.55 [1] (0:11.55)
Average Speed [km/h]	42.3	63.6	60.3	60.6	62.9	62.5
Top Speed [km/h]	64.1	64.6	61.8	62.3	65.9	65.7
Avg. Dist. to Rail [m]	3.8	0.7	0.9	1.6	1.0	0.9
Avg. Stride Freq. [Hz]	2.5	2.4	2.3	2.3	2.4	2.4
Avg. Stride Length [m]	5.8	7.4	7.3	7.2	7.2	7.2



- [] Ranking at each section and finish
- .-.- No data available at this section
- NA No data available



Horse/Jockey Name	Rose Noir
Final Rank	2
Fastest Section Time (Section)	0:08.53 (Overall)
Top Speed [km/h] (Section)	65.0 (1000m)
Race State	Finished



Ipswich QLD Professional

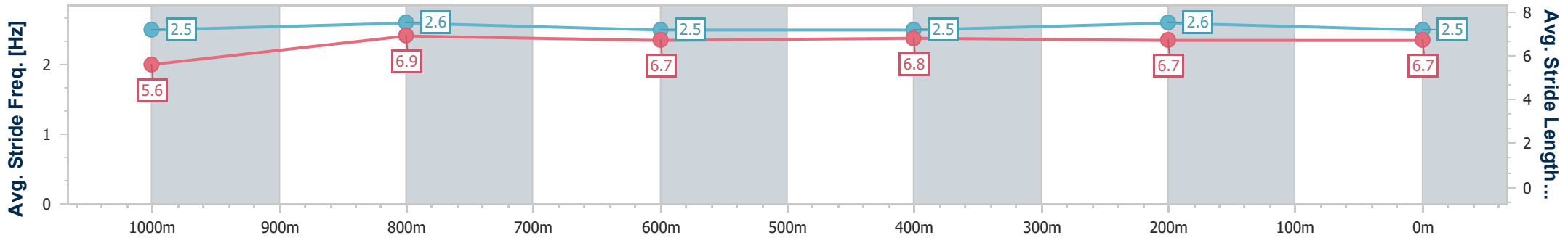
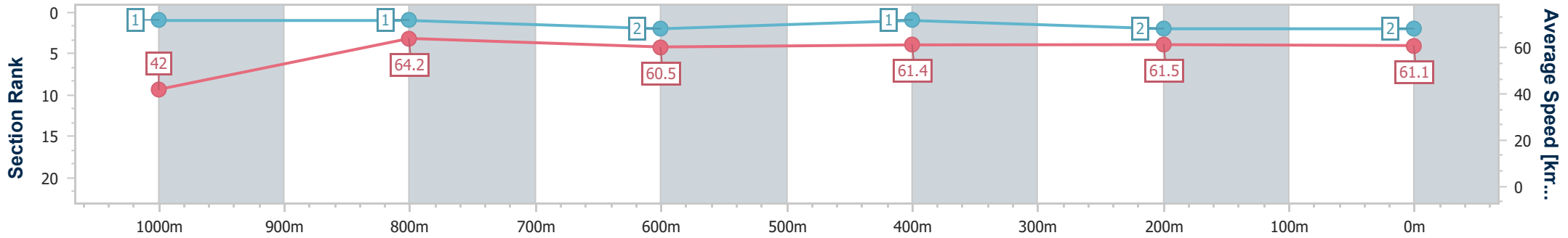
Race 7: IMPERIAL RACING Class 1 Plate - 1100m

05 July 2024 - 15:51



Track Rating: Soft 7, Weather: Fine, Rail Position: +4m Entire

Section	Overall	1000m	800m	600m	400m	200m
Section Times	1:06.92 [2] (0:08.53)	0:58.39 [1] (0:11.27)	0:47.12 [1] (0:11.91)	0:35.21 [2] (0:11.74)	0:23.47 [1] (0:11.68)	0:11.79 [2] (0:11.79)
Average Speed [km/h]	42.0	64.2	60.5	61.4	61.5	61.1
Top Speed [km/h]	63.7	65.0	62.4	62.1	63.4	62.6
Avg. Dist. to Rail [m]	4.9	1.6	0.4	0.2	1.0	2.5
Avg. Stride Freq. [Hz]	2.5	2.6	2.5	2.5	2.6	2.5
Avg. Stride Length [m]	5.6	6.9	6.7	6.8	6.7	6.7



- [] Ranking at each section and finish
- .-.- No data available at this section
- NA No data available



Horse/Jockey Name	Spiritchaser
Final Rank	3
Fastest Section Time (Section)	0:08.84 (Overall)
Top Speed [km/h] (Section)	64.7 (1000m)
Race State	Finished



Ipswich QLD Professional

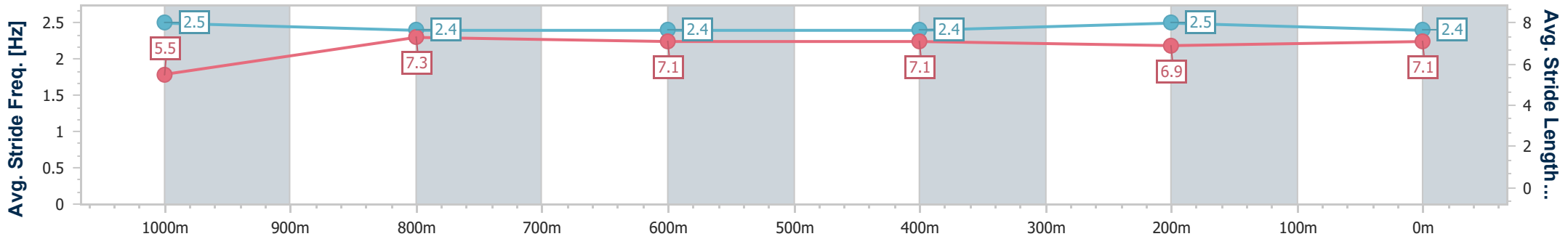
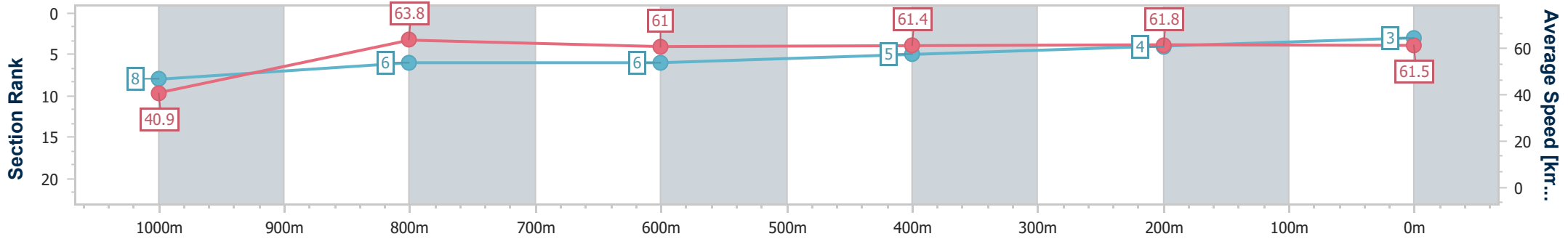
Race 7: IMPERIAL RACING Class 1 Plate - 1100m

05 July 2024 - 15:51



Track Rating: Soft 7, Weather: Fine, Rail Position: +4m Entire

Section	Overall	1000m	800m	600m	400m	200m
Section Times	1:07.07 [3] (0:08.84)	0:58.23 [8] (0:11.32)	0:46.91 [6] (0:11.79)	0:35.12 [6] (0:11.75)	0:23.37 [5] (0:11.69)	0:11.68 [4]
Average Speed [km/h]	40.9	63.8	61.0	61.4	61.8	61.5
Top Speed [km/h]	63.4	64.7	63.3	61.9	62.8	63.2
Avg. Dist. to Rail [m]	2.5	1.3	0.5	0.3	1.0	1.8
Avg. Stride Freq. [Hz]	2.5	2.4	2.4	2.4	2.5	2.4
Avg. Stride Length [m]	5.5	7.3	7.1	7.1	6.9	7.1



- [] Ranking at each section and finish
- .-.- No data available at this section
- NA No data available



Horse/Jockey Name	Intrecciato
Final Rank	4
Fastest Section Time (Section)	0:08.97 (Overall)
Top Speed [km/h] (Section)	64.4 (1000m)
Race State	Finished



Ipswich QLD Professional

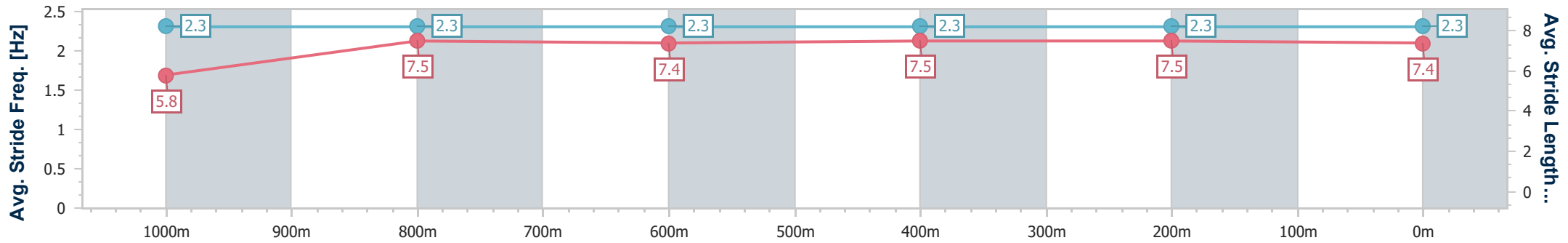
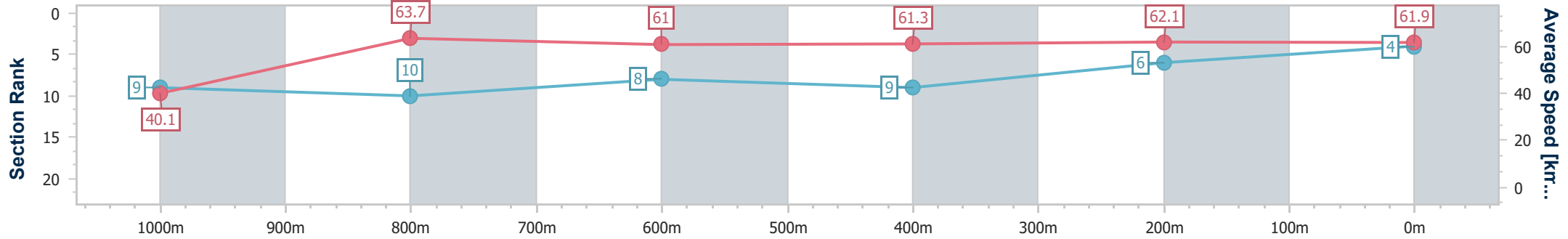
Race 7: IMPERIAL RACING Class 1 Plate - 1100m

05 July 2024 - 15:51



Track Rating: Soft 7, Weather: Fine, Rail Position: +4m Entire

Section	Overall	1000m	800m	600m	400m	200m
Section Times	1:07.14 [4] (0:08.97)	0:58.17 [9] (0:11.34)	0:46.83 [10] (0:11.83)	0:35.00 [8] (0:11.78)	0:23.22 [9] (0:11.57)	0:11.65 [6] (0:11.65)
Average Speed [km/h]	40.1	63.7	61.0	61.3	62.1	61.9
Top Speed [km/h]	61.6	64.4	62.3	61.9	63.5	63.4
Avg. Dist. to Rail [m]	6.6	1.7	0.7	0.4	0.7	1.9
Avg. Stride Freq. [Hz]	2.3	2.3	2.3	2.3	2.3	2.3
Avg. Stride Length [m]	5.8	7.5	7.4	7.5	7.5	7.4



- [] Ranking at each section and finish
- .-.- No data available at this section
- NA No data available



Horse/Jockey Name	Court Whispers
Final Rank	5
Fastest Section Time (Section)	0:08.66 (Overall)
Top Speed [km/h] (Section)	65.4 (1000m)
Race State	Finished



Ipswich QLD Professional

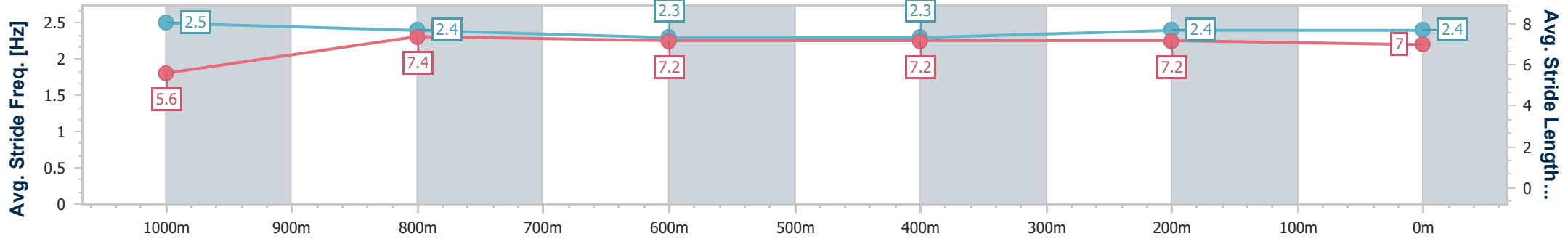
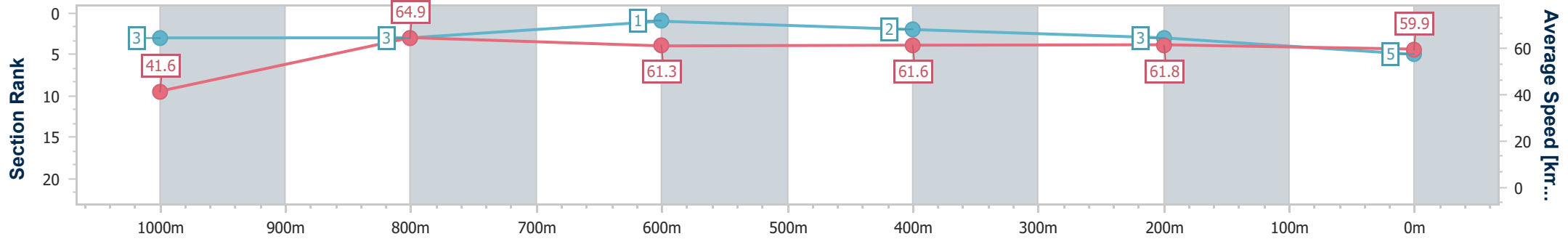
Race 7: IMPERIAL RACING Class 1 Plate - 1100m

05 July 2024 - 15:51



Track Rating: Soft 7, Weather: Fine, Rail Position: +4m Entire

Section	Overall	1000m	800m	600m	400m	200m
Section Times	1:07.18 [5] (0:08.66)	0:58.52 [3] (0:11.23)	0:47.29 [3] (0:11.78)	0:35.51 [1] (0:11.79)	0:23.72 [2] (0:11.68)	0:12.04 [3] (0:12.04)
Average Speed [km/h]	41.6	64.9	61.3	61.6	61.8	59.9
Top Speed [km/h]	63.2	65.4	63.9	62.0	63.2	61.4
Avg. Dist. to Rail [m]	10.4	4.3	1.3	1.5	2.3	4.7
Avg. Stride Freq. [Hz]	2.5	2.4	2.3	2.3	2.4	2.4
Avg. Stride Length [m]	5.6	7.4	7.2	7.2	7.2	7.0



- [] Ranking at each section and finish
- .-.- No data available at this section
- NA No data available



Horse/Jockey Name	Yellowhammer
Final Rank	6
Fastest Section Time (Section)	0:09.11 (Overall)
Top Speed [km/h] (Section)	63.8 (1000m)
Race State	Finished



Ipswich QLD Professional

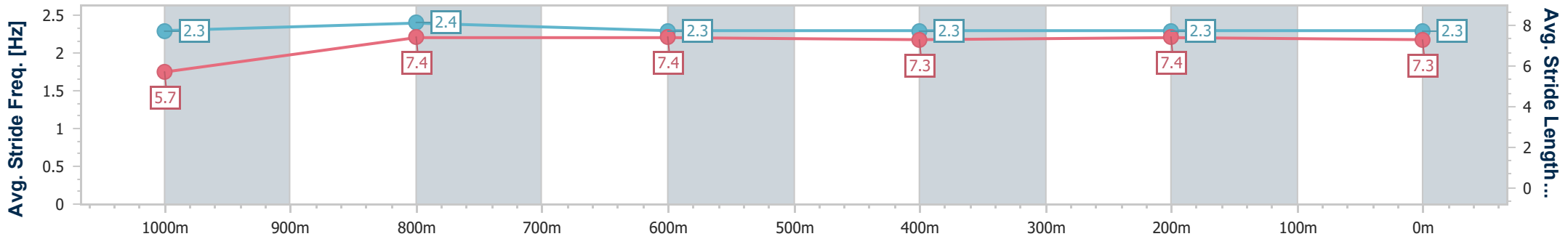
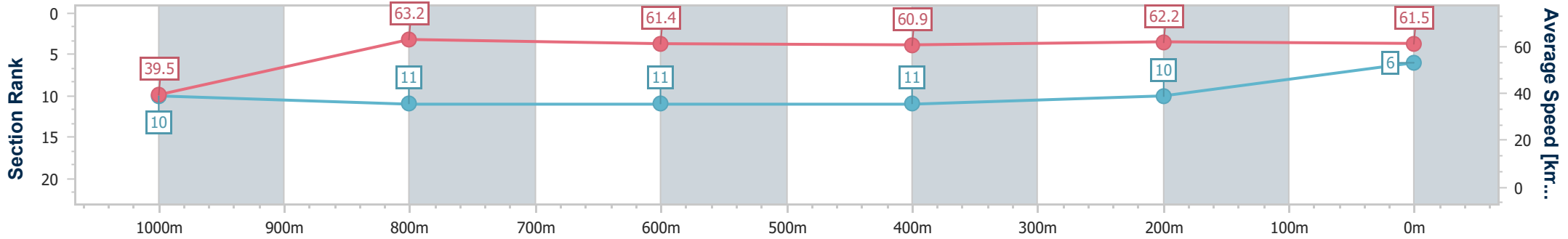
Race 7: IMPERIAL RACING Class 1 Plate - 1100m

05 July 2024 - 15:51



Track Rating: Soft 7, Weather: Fine, Rail Position: +4m Entire

Section	Overall	1000m	800m	600m	400m	200m
Section Times	1:07.42 [6] (0:09.11)	0:58.31 [10] (0:11.47)	0:46.84 [11] (0:11.78)	0:35.06 [11] (0:11.84)	0:23.22 [11] (0:11.51)	0:11.71 [10]
Average Speed [km/h]	39.5	63.2	61.4	60.9	62.2	61.5
Top Speed [km/h]	60.2	63.8	62.3	62.1	63.3	62.7
Avg. Dist. to Rail [m]	11.6	3.4	0.9	1.0	1.1	0.2
Avg. Stride Freq. [Hz]	2.3	2.4	2.3	2.3	2.3	2.3
Avg. Stride Length [m]	5.7	7.4	7.4	7.3	7.4	7.3



- [] Ranking at each section and finish
- .-.- No data available at this section
- NA No data available



Horse/Jockey Name	The Lions' Gate
Final Rank	7
Fastest Section Time (Section)	0:08.73 (Overall)
Top Speed [km/h] (Section)	64.6 (1000m)
Race State	Finished



Ipswich QLD Professional

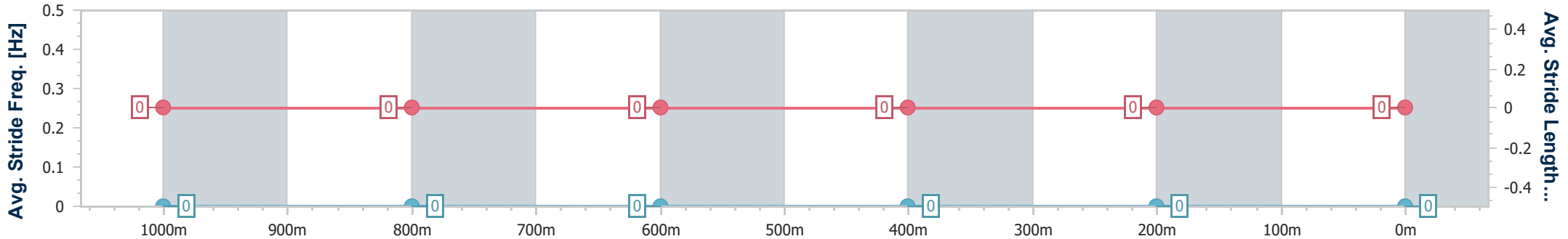
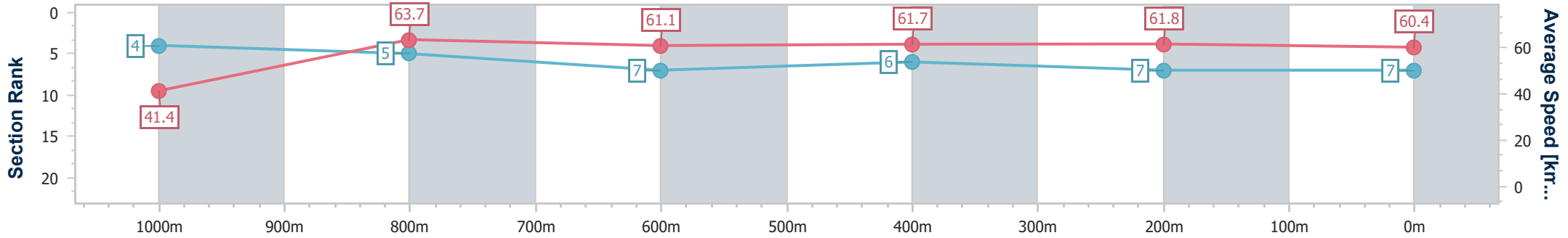
Race 7: IMPERIAL RACING Class 1 Plate - 1100m

05 July 2024 - 15:51



Track Rating: Soft 7, Weather: Fine, Rail Position: +4m Entire

Section	Overall	1000m	800m	600m	400m	200m
Section Times	1:07.44 [7] (0:08.73)	0:58.71 [4] (0:11.36)	0:47.35 [5] (0:11.89)	0:35.46 [7] (0:11.78)	0:23.68 [6] (0:11.77)	0:11.91 [7] (0:11.91)
Average Speed [km/h]	41.4	63.7	61.1	61.7	61.8	60.4
Top Speed [km/h]	63.0	64.6	61.6	63.0	62.4	62.3
Avg. Dist. to Rail [m]	6.7	3.3	2.5	2.2	2.4	3.3
Avg. Stride Freq. [Hz]	---	---	---	---	---	---
Avg. Stride Length [m]	---	---	---	---	---	---



- [] Ranking at each section and finish
- No data available at this section
- NA No data available



Horse/Jockey Name	Red Shiraz
Final Rank	8
Fastest Section Time (Section)	0:09.20 (Overall)
Top Speed [km/h] (Section)	65.7 (1000m)
Race State	Finished



Ipswich QLD Professional

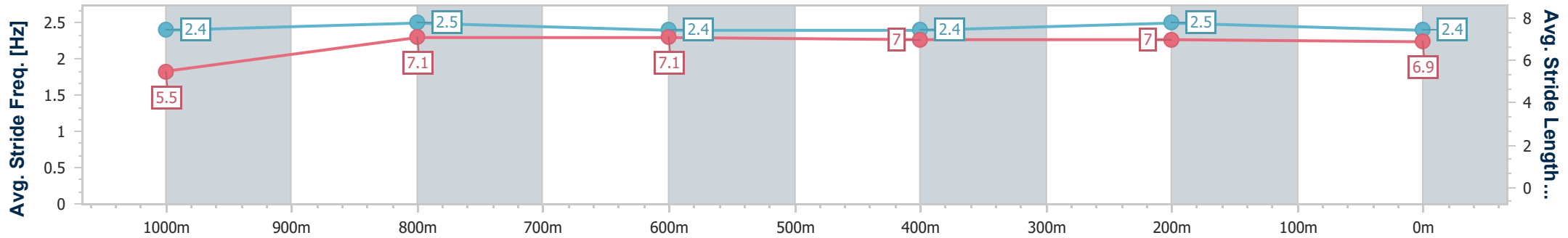
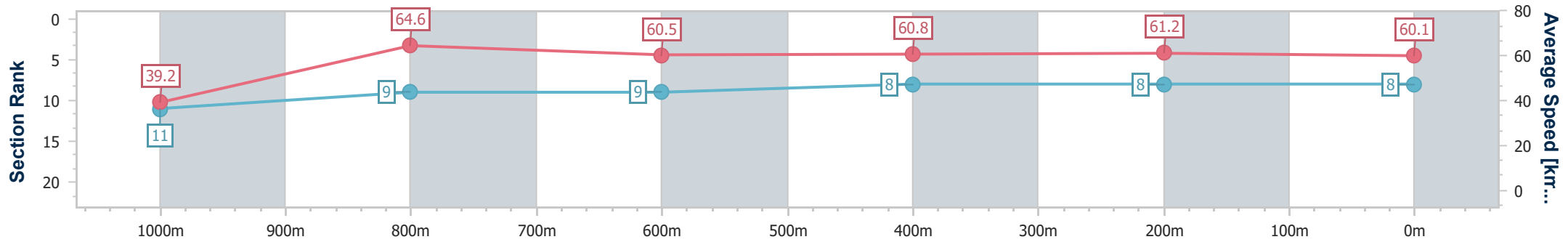
Race 7: IMPERIAL RACING Class 1 Plate - 1100m

05 July 2024 - 15:51



Track Rating: Soft 7, Weather: Fine, Rail Position: +4m Entire

Section	Overall	1000m	800m	600m	400m	200m
Section Times	1:07.55 [8] (0:09.20)	0:58.35 [11] (0:11.11)	0:47.24 [9] (0:11.84)	0:35.40 [9] (0:11.73)	0:23.67 [8] (0:11.69)	0:11.98 [8] (0:11.98)
Average Speed [km/h]	39.2	64.6	60.5	60.8	61.2	60.1
Top Speed [km/h]	62.5	65.7	62.4	62.1	62.0	61.1
Avg. Dist. to Rail [m]	2.0	0.7	1.3	1.6	1.0	1.2
Avg. Stride Freq. [Hz]	2.4	2.5	2.4	2.4	2.5	2.4
Avg. Stride Length [m]	5.5	7.1	7.1	7.0	7.0	6.9



- [] Ranking at each section and finish
- .-.- No data available at this section
- NA No data available



Horse/Jockey Name	Costner
Final Rank	9
Fastest Section Time (Section)	0:08.83 (Overall)
Top Speed [km/h] (Section)	64.3 (1000m)
Race State	Finished



Ipswich QLD Professional

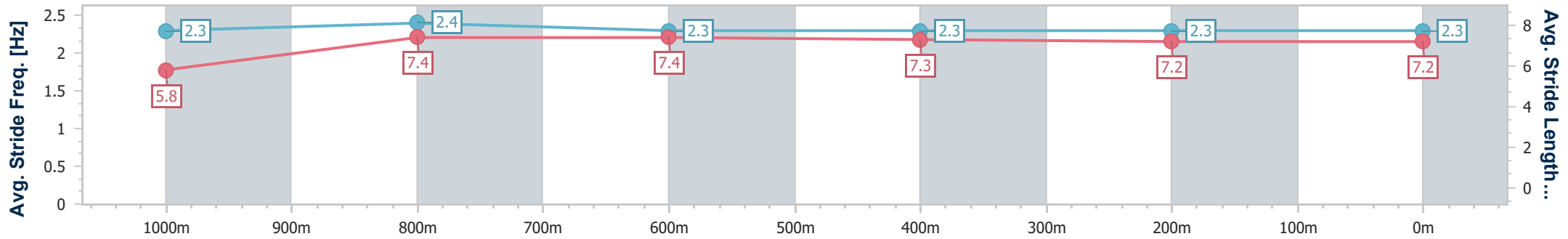
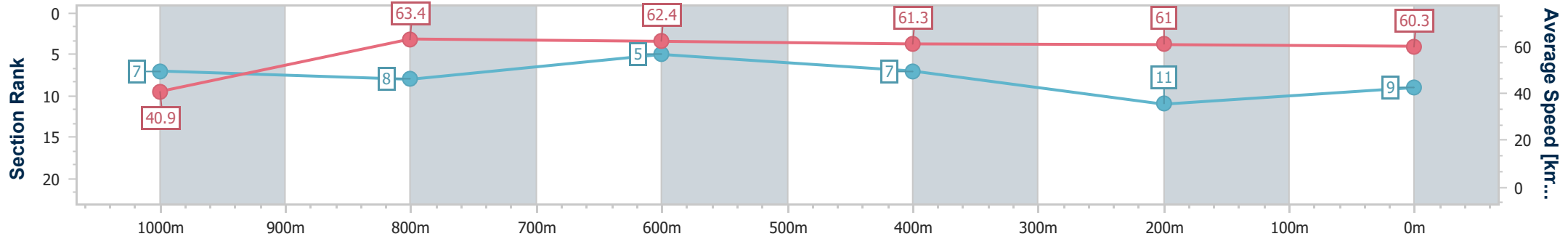
Race 7: IMPERIAL RACING Class 1 Plate - 1100m

05 July 2024 - 15:51



Track Rating: Soft 7, Weather: Fine, Rail Position: +4m Entire

Section	Overall	1000m	800m	600m	400m	200m
Section Times	1:07.63 [9] (0:08.83)	0:58.80 [7] (0:11.45)	0:47.35 [8] (0:11.65)	0:35.70 [5] (0:11.86)	0:23.84 [7] (0:11.95)	0:11.89 [11] (0:11.89)
Average Speed [km/h]	40.9	63.4	62.4	61.3	61.0	60.3
Top Speed [km/h]	62.1	64.3	63.6	62.5	62.0	62.1
Avg. Dist. to Rail [m]	9.0	3.7	2.7	2.6	3.2	4.9
Avg. Stride Freq. [Hz]	2.3	2.4	2.3	2.3	2.3	2.3
Avg. Stride Length [m]	5.8	7.4	7.4	7.3	7.2	7.2



- [] Ranking at each section and finish
- .-.- No data available at this section
- NA No data available



Horse/Jockey Name	Chayse'n'scotty
Final Rank	10
Fastest Section Time (Section)	0:08.73 (Overall)
Top Speed [km/h] (Section)	64.8 (1000m)
Race State	Finished



Ipswich QLD Professional

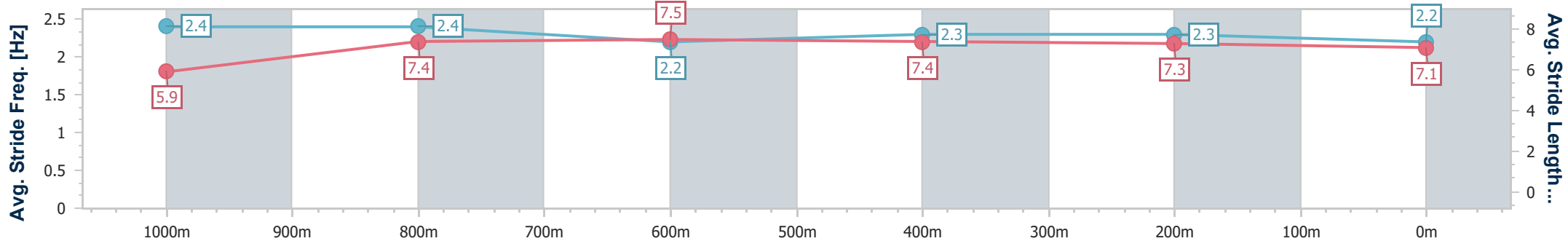
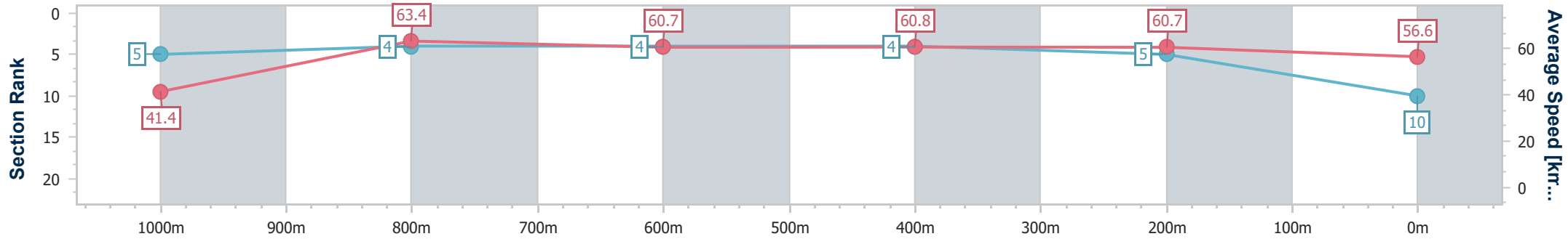
Race 7: IMPERIAL RACING Class 1 Plate - 1100m

05 July 2024 - 15:51



Track Rating: Soft 7, Weather: Fine, Rail Position: +4m Entire

Section	Overall	1000m	800m	600m	400m	200m
Section Times	1:08.17 [10] (0:08.73)	0:59.44 [5] (0:11.33)	0:48.11 [4] (0:11.83)	0:36.28 [4] (0:11.74)	0:24.54 [4] (0:11.80)	0:12.74 [5] (0:12.74)
Average Speed [km/h]	41.4	63.4	60.7	60.8	60.7	56.6
Top Speed [km/h]	62.3	64.8	61.2	61.7	61.1	60.1
Avg. Dist. to Rail [m]	0.9	0.2	1.1	1.4	1.4	1.2
Avg. Stride Freq. [Hz]	2.4	2.4	2.2	2.3	2.3	2.2
Avg. Stride Length [m]	5.9	7.4	7.5	7.4	7.3	7.1



- [] Ranking at each section and finish
- .-.- No data available at this section
- NA No data available



Horse/Jockey Name	Great Barrier Reef
Final Rank	11
Fastest Section Time (Section)	0:08.82 (Overall)
Top Speed [km/h] (Section)	64.4 (1000m)
Race State	Finished



Ipswich QLD Professional

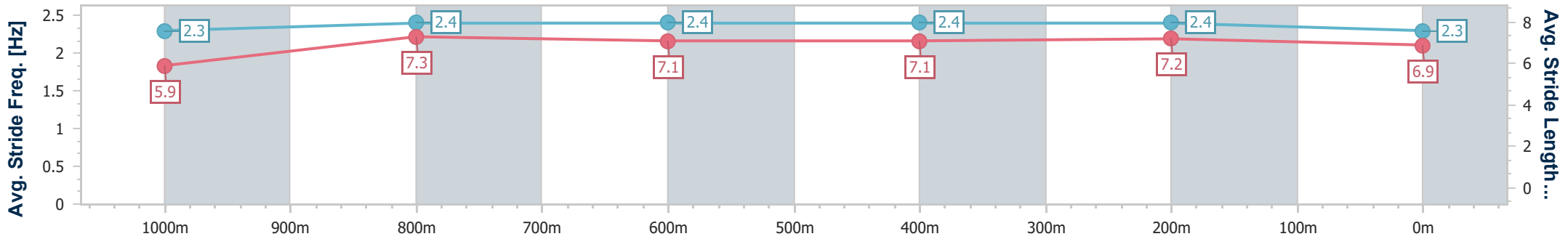
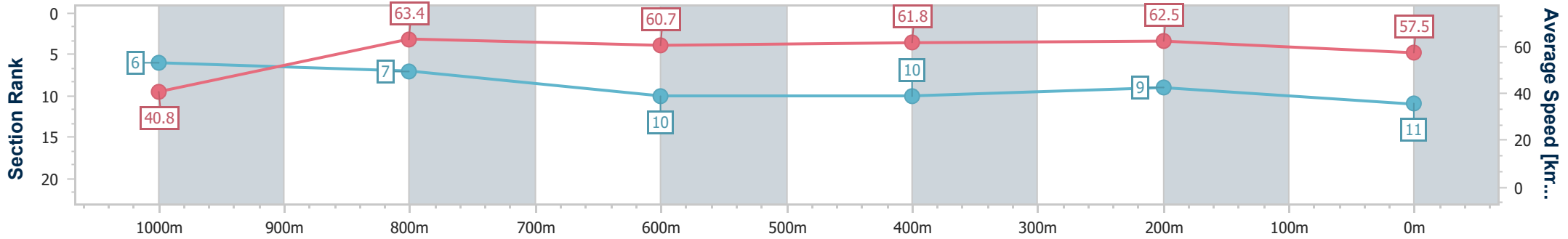
Race 7: IMPERIAL RACING Class 1 Plate - 1100m

05 July 2024 - 15:51



Track Rating: Soft 7, Weather: Fine, Rail Position: +4m Entire

Section	Overall	1000m	800m	600m	400m	200m
Section Times	1:08.18 [11] (0:08.82)	0:59.36 [6] (0:11.45)	0:47.91 [7] (0:12.02)	0:35.89 [10] (0:11.75)	0:24.14 [10] (0:11.61)	0:12.53 [9] (0:12.53)
Average Speed [km/h]	40.8	63.4	60.7	61.8	62.5	57.5
Top Speed [km/h]	61.5	64.4	61.8	62.7	63.6	60.4
Avg. Dist. to Rail [m]	7.7	3.1	3.3	2.2	3.2	5.6
Avg. Stride Freq. [Hz]	2.3	2.4	2.4	2.4	2.4	2.3
Avg. Stride Length [m]	5.9	7.3	7.1	7.1	7.2	6.9



- [] Ranking at each section and finish
- .-.- No data available at this section
- NA No data available