

Track Rating: Soft 7, Weather: Fine, Rail Position: +4m Entire

Section		Field Times												
		Overall	1400m	1200m	1000m	800m	600m	400m	Last 600m					
		1:46.70 (0:19.37)	1:27.33 (0:12.24)	1:15.09 (0:12.35)	1:02.74 (0:12.65)	0:50.09 (0:12.53)	0:37.56 (0:12.47)	0:25.09 (0:12.56)	0:37.56					
Rank	TAB	Horse/Jockey	Barrier	Top Speed [km/h]	Fastest Section								Distance Travelled [m]	
1	9	MOUNT ZION Rikki Jamieson	21	62.5	0:12.06	1:46.70 [1] (0:19.76)	1:26.94 [4] (0:12.06)	1:14.88 [2] (0:12.21)	1:02.67 [2] (0:12.68)	0:49.99 [2] (0:12.50)	0:37.49 [2] (0:12.40)	0:25.09 [1] (0:12.56)	0:37.49	
2	15	SET ABLAZE Nathan Thomas	10	61.8	0:12.15	1:46.77 [2] (0:20.34)	1:26.43 [12] (0:12.32)	1:14.11 [11] (0:12.55)	1:01.56 [11] (0:12.42)	0:49.14 [11] (0:12.51)	0:36.63 [12] (0:12.29)	0:24.34 [12] (0:12.19)	0:36.63	+2
3	2	MAURICE'S MEDAD Nikita Beriman	13	61.7	0:12.23	1:46.80 [3] (0:20.00)	1:26.80 [7] (0:12.52)	1:14.28 [10] (0:12.41)	1:01.87 [8] (0:12.46)	0:49.41 [8] (0:12.52)	0:36.89 [8] (0:12.30)	0:24.59 [7] (0:12.23)	0:36.89	+6
4	12	INTENTIONAL LASS Jake Bayliss	16	62.9	0:12.36	1:47.04 [4] (0:19.56)	1:27.48 [3] (0:12.36)	1:15.12 [4] (0:12.49)	1:02.63 [4] (0:12.57)	0:50.06 [5] (0:12.59)	0:37.47 [5] (0:12.40)	0:25.07 [5] (0:12.50)	0:37.47	-2
5	5	ASHFALL Michael Rodd	5	62.5	0:12.33	1:47.06 [5] (0:20.06)	1:27.00 [9] (0:12.36)	1:14.64 [8] (0:12.57)	1:02.07 [10] (0:12.57)	0:49.50 [10] (0:12.38)	0:37.12 [10] (0:12.38)	0:24.74 [9] (0:12.41)	0:37.12	+0
6	11	PRADO Karl Zechner	12	63.2	0:12.35	1:47.12 [6] (0:19.52)	1:27.60 [2] (0:12.35)	1:15.25 [3] (0:12.40)	1:02.85 [3] (0:12.63)	0:50.22 [4] (0:12.51)	0:37.71 [4] (0:12.45)	0:25.26 [4] (0:12.63)	0:37.71	-4
7	16	GODRA Georgina Cartwright	1	60.2	0:12.38	1:47.40 [7] (0:20.07)	1:27.33 [10] (0:12.38)	1:14.95 [9] (0:12.51)	1:02.44 [9] (0:12.49)	0:49.95 [9] (0:12.49)	0:37.46 [9] (0:12.39)	0:25.07 [10] (0:12.46)	0:37.46	-7
8	18	WHISKY TRAIN Cejay Graham	8	60.3	0:12.33	1:47.42 [8] (0:19.80)	1:27.62 [6] (0:12.33)	1:15.29 [6] (0:12.48)	1:02.81 [6] (0:12.56)	0:50.25 [6] (0:12.52)	0:37.73 [6] (0:12.41)	0:25.32 [6] (0:12.72)	0:37.73	-6
9	10	SMART AS SMART Damien Thornton	11	60.7	0:12.19	1:47.44 [9] (0:20.00)	1:27.44 [8] (0:12.19)	1:15.25 [7] (0:12.35)	1:02.90 [5] (0:12.32)	0:50.58 [3] (0:12.50)	0:38.08 [3] (0:12.39)	0:25.69 [3] (0:12.65)	0:38.08	+2
10	17	VACATION LEAVE Robbie Dolan	18	60.2	0:12.26	1:47.46 [10] (0:20.35)	1:27.11 [13] (0:12.82)	1:14.29 [13] (0:12.26)	1:02.03 [12] (0:12.29)	0:49.74 [12] (0:12.41)	0:37.33 [11] (0:12.39)	0:24.94 [13] (0:12.42)	0:37.33	-3

Scratched: Anyway You Want It (#8), Simply Refuse (#6), Fat Fingers (#19), Fortivaci (#22), Tambourine Man (#4), Deal An Ace (#21), Born To Be Alive (#13), A Certain Maybe (#7), Vetoed (#14)



Ipswich QLD Professional
Race 8: SEVEN NEWS Class 2 Handicap - 1680m
 05 July 2024 - 16:27



Track Rating: Soft 7, Weather: Fine, Rail Position: +4m Entire

Section		Overall	1400m	1200m	1000m	800m	600m	400m	Last 600m
Field Times		1:46.70 (0:19.37)	1:27.33 (0:12.24)	1:15.09 (0:12.35)	1:02.74 (0:12.65)	0:50.09 (0:12.53)	0:37.56 (0:12.47)	0:25.09 (0:12.56)	0:37.56

Rank	TAB	Horse/Jockey	Barrier	Top Speed [km/h]	Fastest Section	Overall	1400m	1200m	1000m	800m	600m	400m	Last 600m	Distance Travelled [m]
11	1	THE DEPUTY Michael Cahill	9	61.9	0:12.08 600m	1:47.89 [11] (0:20.22)	1:27.67 [11] (0:12.61)	1:15.06 [12] (0:12.63)	1:02.43 [13] (0:12.27)	0:50.16 [13] (0:12.62)	0:37.54 [13] (0:12.08)	0:25.46 [11] (0:12.32)	0:37.54	+7
12	20	MATSUYAMA Nozi Tomizawa	4	61.5	0:12.29 1400m	1:48.66 [12] (0:19.80)	1:28.86 [5] (0:12.29)	1:16.57 [5] (0:12.62)	1:03.95 [7] (0:12.55)	0:51.40 [7] (0:12.45)	0:38.95 [7] (0:12.50)	0:26.45 [8] (0:12.92)	0:38.95	+1
13	3	FREDDIE Samantha Collett	22	63.4	0:12.24 1400m	1:48.86 [13] (0:19.37)	1:29.49 [1] (0:12.24)	1:17.25 [1] (0:12.35)	1:04.90 [1] (0:12.65)	0:52.25 [1] (0:12.53)	0:39.72 [1] (0:12.49)	0:27.23 [2] (0:13.02)	0:39.72	-5

Scratched: Anyway You Want It (#8), Simply Refuse (#6), Fat Fingers (#19), Fortivaci (#22), Tambourine Man (#4), Deal An Ace (#21), Born To Be Alive (#13), A Certain Maybe (#7), Vetoed (#14)



Ipswich QLD Professional

Race 8: SEVEN NEWS Class 2 Handicap - 1680m

05 July 2024 - 16:27



Track Rating: Soft 7, Weather: Fine, Rail Position: +4m Entire

Section				200m				Last 600m	
Field Times				0:12.53 (0:12.53)				0:37.56	
Rank	TAB	Horse/Jockey	Barrier	Top Speed [km/h]	Fastest Section	Margin			Distance Travelled [m]
1	9	MOUNT ZION Rikki Jamieson	21	62.5 Overall	0:12.06 1400m	0:12.53 [1] (0:12.53)	1:46.70		0:37.49
2	15	SET ABLAZE Nathan Thomas	10	61.8 Overall	0:12.15 200m	0:12.15 [6] (0:12.15)	0.39L		0:36.63 +2
3	2	MAURICE'S MEDAD Nikita Beriman	13	61.7 Overall	0:12.23 400m	0:12.36 [3] (0:12.36)	0.56L		0:36.89 +6
4	12	INTENTIONAL LASS Jake Bayliss	16	62.9 Overall	0:12.36 1400m	0:12.57 [4] (0:12.57)	1.96L		0:37.47 -2
5	5	ASHFALL Michael Rodd	5	62.5 Overall	0:12.33 200m	0:12.33 [8] (0:12.33)	2.09L		0:37.12 +0
6	11	PRADO Karl Zechner	12	63.2 Overall	0:12.35 1400m	0:12.63 [5] (0:12.63)	2.46L		0:37.71 -4
7	16	GODRA Georgina Cartwright	1	60.2 Overall	0:12.38 1400m	0:12.61 [10] (0:12.61)	4.1L		0:37.46 -7
8	18	WHISKY TRAIN Cejay Graham	8	60.3 Overall	0:12.33 1400m	0:12.60 [11] (0:12.60)	4.22L		0:37.73 -6
9	10	SMART AS SMART Damien Thornton	11	60.7 Overall	0:12.19 1400m	0:13.04 [2] (0:13.04)	4.35L		0:38.08 +2
10	17	VACATION LEAVE Robbie Dolan	18	60.2 1000m	0:12.26 1200m	0:12.52 [12] (0:12.52)	4.42L		0:37.33 -3

Scratched: Anyway You Want It (#8), Simply Refuse (#6), Fat Fingers (#19), Fortivaci (#22), Tambourine Man (#4), Deal An Ace (#21), Born To Be Alive (#13), A Certain Maybe (#7), Vetoed (#14)



Ipswich QLD Professional
 Race 8: SEVEN NEWS Class 2 Handicap - 1680m
 05 July 2024 - 16:27



Track Rating: Soft 7, Weather: Fine, Rail Position: +4m Entire

Section				200m				Last 600m	
Field Times				0:12.53 (0:12.53)				0:37.56	
Rank	TAB	Horse/Jockey	Barrier	Top Speed [km/h]	Fastest Section	Margin			Distance Travelled [m]
11	1	THE DEPUTY Michael Cahill	9	61.9 Overall	0:12.08 600m	0:13.14 [9] (0:13.14)	6.99L		0:37.54 +7
12	20	MATSUYAMA Nozi Tomizawa	4	61.5 Overall	0:12.29 1400m	0:13.53 [13] (0:13.53)	11.52L		0:38.95 +1
13	3	FREDDIE Samantha Collett	22	63.4 Overall	0:12.24 1400m	0:14.21 [7] (0:14.21)	12.68L		0:39.72 -5

Scratched: Anyway You Want It (#8), Simply Refuse (#6), Fat Fingers (#19), Fortivaci (#22), Tambourine Man (#4), Deal An Ace (#21), Born To Be Alive (#13), A Certain Maybe (#7), Vetoed (#14)



Horse/Jockey Name	Mount Zion
Final Rank	1
Fastest Section Time (Section)	0:12.06 (1400m)
Top Speed [km/h] (Section)	62.5 (Overall)
Race State	Finished



Ipswich QLD Professional

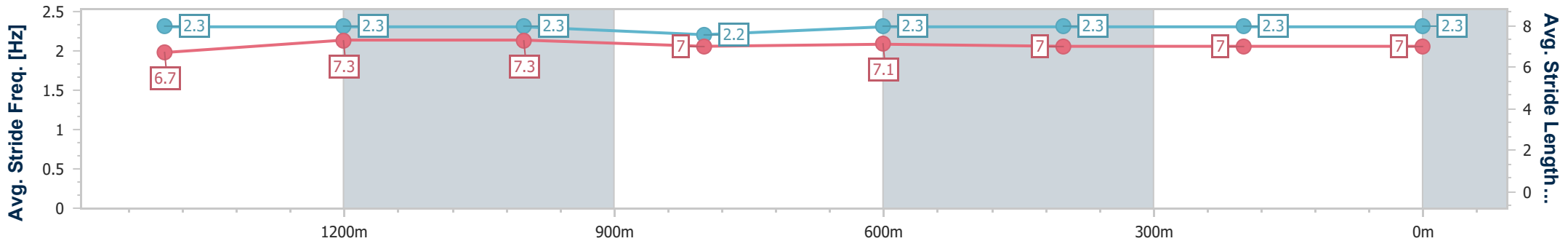
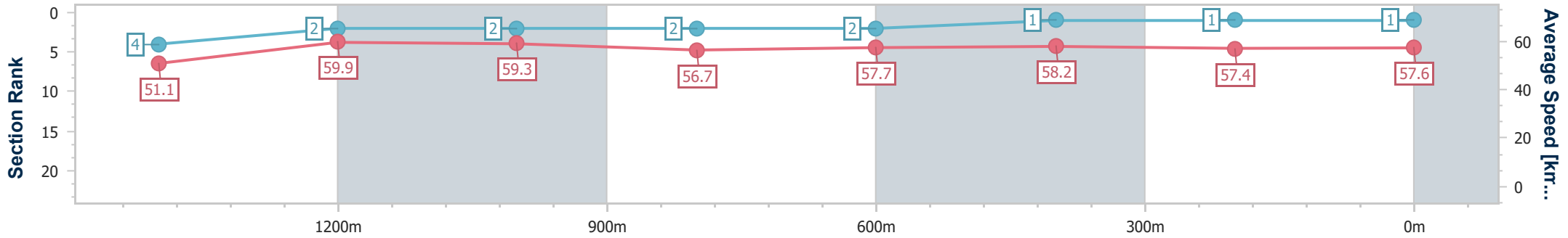
Race 8: SEVEN NEWS Class 2 Handicap - 1680m

05 July 2024 - 16:27



Track Rating: Soft 7, Weather: Fine, Rail Position: +4m Entire

Section	Overall	1400m	1200m	1000m	800m	600m	400m	200m
Section Times	1:46.70 [1] (0:19.76)	1:26.94 [4] (0:12.06)	1:14.88 [2] (0:12.21)	1:02.67 [2] (0:12.68)	0:49.99 [2] (0:12.50)	0:37.49 [2] (0:12.40)	0:25.09 [1] (0:12.56)	0:12.53 [1] (0:12.53)
Average Speed [km/h]	51.1	59.9	59.3	56.7	57.7	58.2	57.4	57.6
Top Speed [km/h]	62.5	60.7	59.9	58.8	58.3	58.9	58.1	58.5
Avg. Dist. to Rail [m]	6.5	1.1	0.5	0.4	0.6	0.5	0.9	2.0
Avg. Stride Freq. [Hz]	2.3	2.3	2.3	2.2	2.3	2.3	2.3	2.3
Avg. Stride Length [m]	6.7	7.3	7.3	7.0	7.1	7.0	7.0	7.0



- [] Ranking at each section and finish
- .-.- No data available at this section
- NA No data available



Horse/Jockey Name	Set Ablaze
Final Rank	2
Fastest Section Time (Section)	0:12.15 (200m)
Top Speed [km/h] (Section)	61.8 (Overall)
Race State	Finished



Ipswich QLD Professional

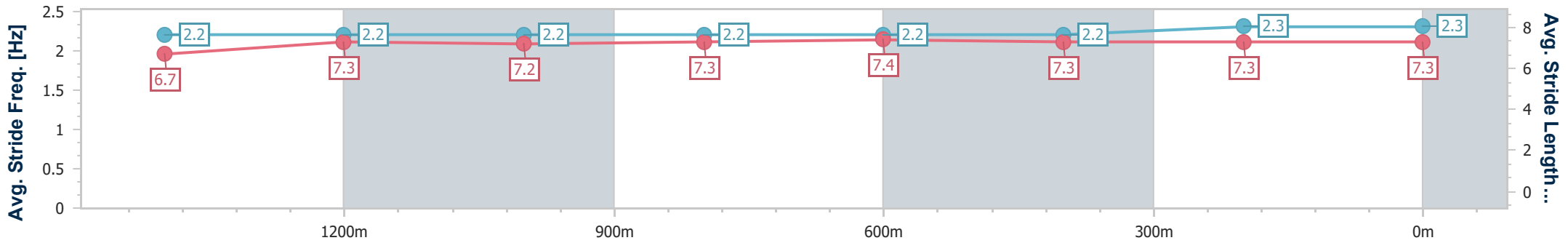
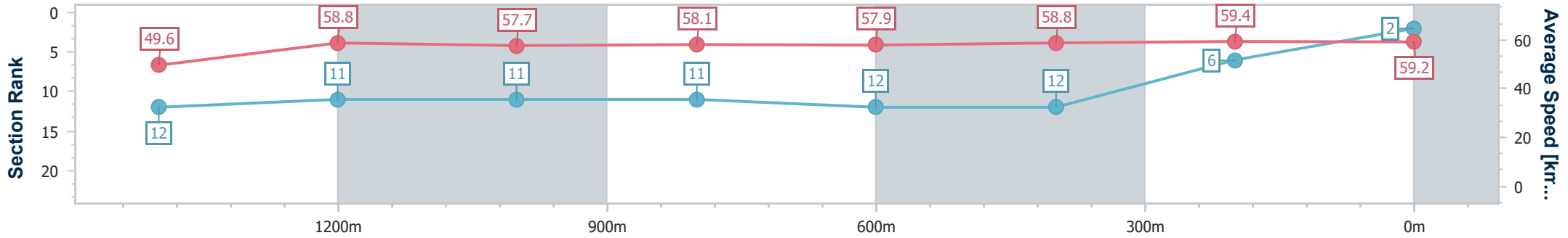
Race 8: SEVEN NEWS Class 2 Handicap - 1680m

05 July 2024 - 16:27



Track Rating: Soft 7, Weather: Fine, Rail Position: +4m Entire

Section	Overall	1400m	1200m	1000m	800m	600m	400m	200m
Section Times	1:46.77 [2] (0:20.34)	1:26.43 [12] (0:12.32)	1:14.11 [11] (0:12.55)	1:01.56 [11] (0:12.42)	0:49.14 [11] (0:12.51)	0:36.63 [12] (0:12.29)	0:24.34 [12] (0:12.19)	0:12.15 [6]
Average Speed [km/h]	49.6	58.8	57.7	58.1	57.9	58.8	59.4	59.2
Top Speed [km/h]	61.8	60.0	59.1	58.7	59.0	59.6	59.9	60.0
Avg. Dist. to Rail [m]	4.0	0.7	1.0	1.6	1.4	1.1	2.8	4.5
Avg. Stride Freq. [Hz]	2.2	2.2	2.2	2.2	2.2	2.2	2.3	2.3
Avg. Stride Length [m]	6.7	7.3	7.2	7.3	7.4	7.3	7.3	7.3



- [] Ranking at each section and finish
- .-.-.- No data available at this section
- NA No data available



Horse/Jockey Name	Maurice's Medad
Final Rank	3
Fastest Section Time (Section)	0:12.23 (400m)
Top Speed [km/h] (Section)	61.7 (Overall)
Race State	Finished



Ipswich QLD Professional

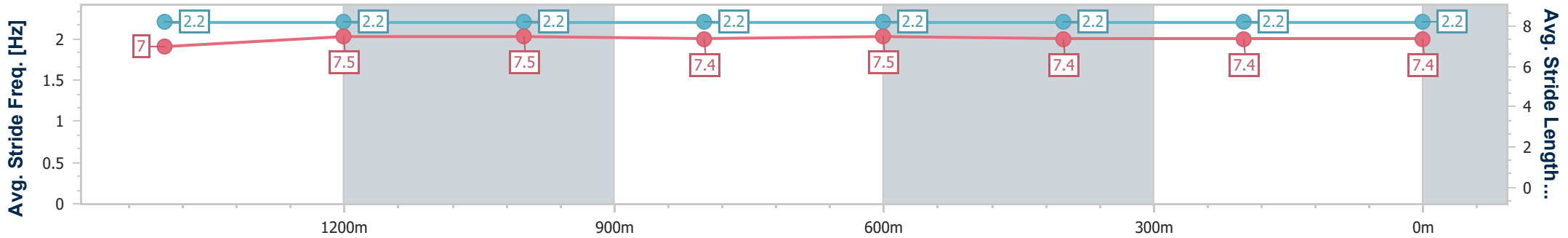
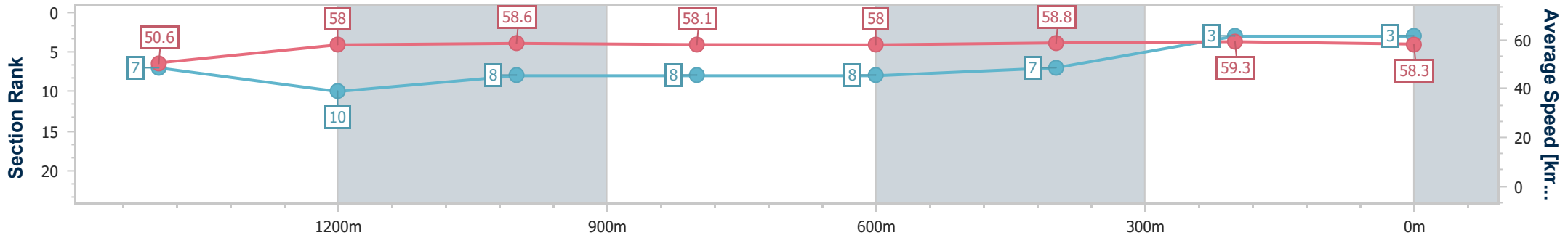
Race 8: SEVEN NEWS Class 2 Handicap - 1680m

05 July 2024 - 16:27



Track Rating: Soft 7, Weather: Fine, Rail Position: +4m Entire

Section	Overall	1400m	1200m	1000m	800m	600m	400m	200m
Section Times	1:46.80 [3] (0:20.00)	1:26.80 [7] (0:12.52)	1:14.28 [10] (0:12.41)	1:01.87 [8] (0:12.46)	0:49.41 [8] (0:12.52)	0:36.89 [8] (0:12.30)	0:24.59 [7] (0:12.23)	0:12.36 [3] (0:12.36)
Average Speed [km/h]	50.6	58.0	58.6	58.1	58.0	58.8	59.3	58.3
Top Speed [km/h]	61.7	60.0	59.0	58.7	58.7	59.5	59.7	59.0
Avg. Dist. to Rail [m]	5.3	2.5	2.1	1.9	1.7	1.9	2.2	3.5
Avg. Stride Freq. [Hz]	2.2	2.2	2.2	2.2	2.2	2.2	2.2	2.2
Avg. Stride Length [m]	7.0	7.5	7.5	7.4	7.5	7.4	7.4	7.4



- [] Ranking at each section and finish
- .-.- No data available at this section
- NA No data available



Horse/Jockey Name	Intentional Lass
Final Rank	4
Fastest Section Time (Section)	0:12.36 (1400m)
Top Speed [km/h] (Section)	62.9 (Overall)
Race State	Finished



Ipswich QLD Professional

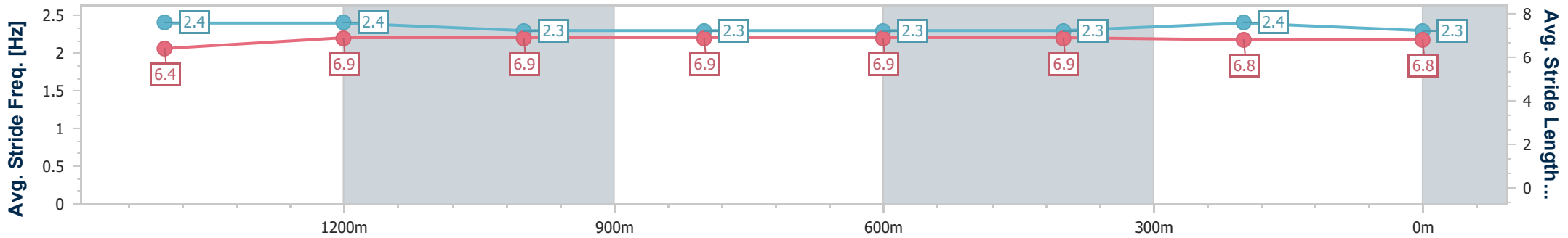
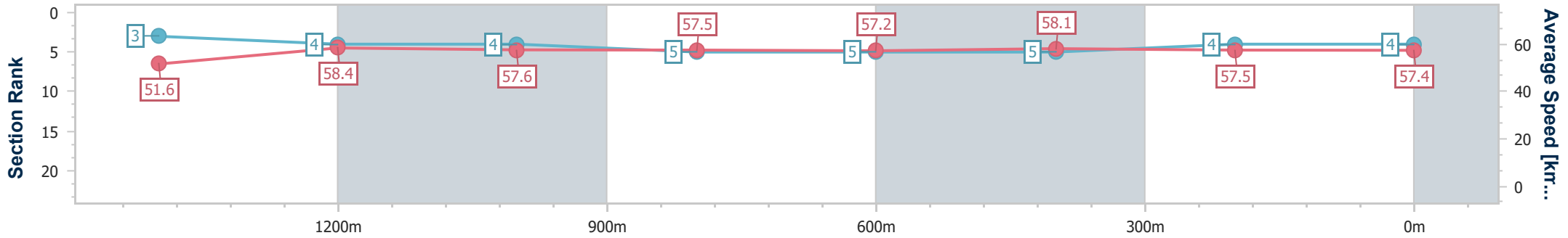
Race 8: SEVEN NEWS Class 2 Handicap - 1680m

05 July 2024 - 16:27



Track Rating: Soft 7, Weather: Fine, Rail Position: +4m Entire

Section	Overall	1400m	1200m	1000m	800m	600m	400m	200m
Section Times	1:47.04 [4] (0:19.56)	1:27.48 [3] (0:12.36)	1:15.12 [4] (0:12.49)	1:02.63 [4] (0:12.57)	0:50.06 [5] (0:12.59)	0:37.47 [5] (0:12.40)	0:25.07 [5] (0:12.50)	0:12.57 [4] (0:12.57)
Average Speed [km/h]	51.6	58.4	57.6	57.5	57.2	58.1	57.5	57.4
Top Speed [km/h]	62.9	59.1	58.7	58.8	58.4	59.1	58.2	57.9
Avg. Dist. to Rail [m]	5.2	0.5	0.2	0.6	0.5	0.4	0.2	0.9
Avg. Stride Freq. [Hz]	2.4	2.4	2.3	2.3	2.3	2.3	2.4	2.3
Avg. Stride Length [m]	6.4	6.9	6.9	6.9	6.9	6.9	6.8	6.8



- [] Ranking at each section and finish
- .-.- No data available at this section
- NA No data available



Horse/Jockey Name	Ashfall
Final Rank	5
Fastest Section Time (Section)	0:12.33 (200m)
Top Speed [km/h] (Section)	62.5 (Overall)
Race State	Finished



Ipswich QLD Professional

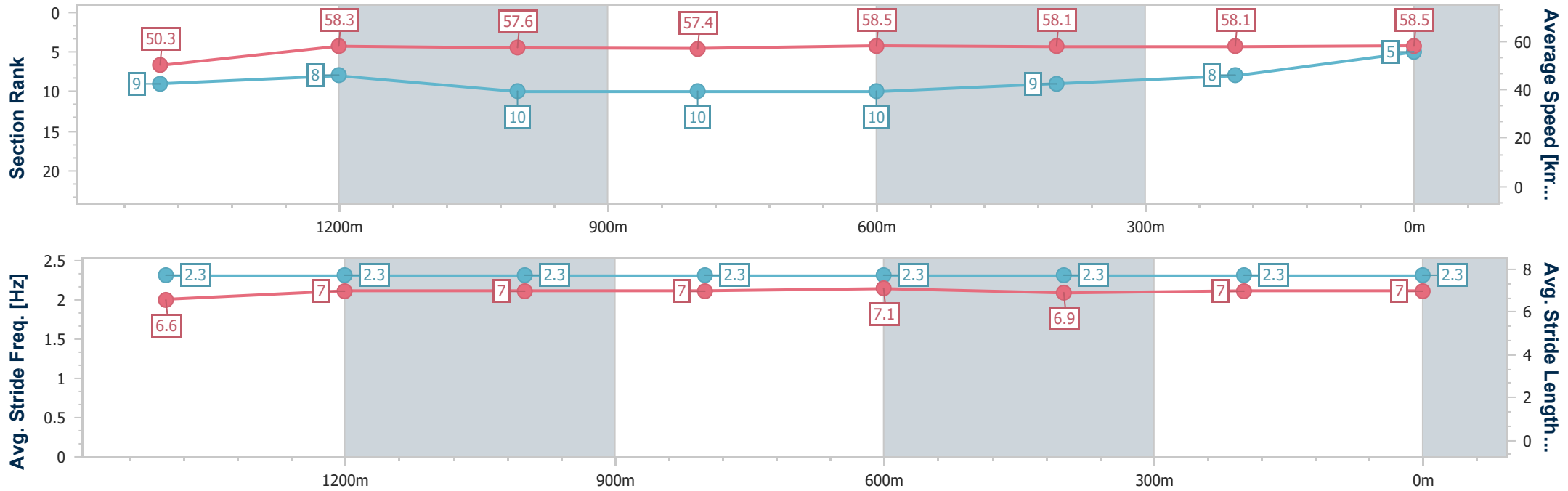
Race 8: SEVEN NEWS Class 2 Handicap - 1680m

05 July 2024 - 16:27



Track Rating: Soft 7, Weather: Fine, Rail Position: +4m Entire

Section	Overall	1400m	1200m	1000m	800m	600m	400m	200m
Section Times	1:47.06 [5] (0:20.06)	1:27.00 [9] (0:12.36)	1:14.64 [8] (0:12.57)	1:02.07 [10] (0:12.57)	0:49.50 [10] (0:12.38)	0:37.12 [10] (0:12.38)	0:24.74 [9] (0:12.41)	0:12.33 [8] (0:12.33)
Average Speed [km/h]	50.3	58.3	57.6	57.4	58.5	58.1	58.1	58.5
Top Speed [km/h]	62.5	60.5	58.0	58.6	59.2	59.1	59.3	59.1
Avg. Dist. to Rail [m]	3.1	1.0	1.2	1.1	0.6	0.6	1.1	3.3
Avg. Stride Freq. [Hz]	2.3	2.3	2.3	2.3	2.3	2.3	2.3	2.3
Avg. Stride Length [m]	6.6	7.0	7.0	7.0	7.1	6.9	7.0	7.0



- [] Ranking at each section and finish
- .-.- No data available at this section
- NA No data available



Horse/Jockey Name	Prado
Final Rank	6
Fastest Section Time (Section)	0:12.35 (1400m)
Top Speed [km/h] (Section)	63.2 (Overall)
Race State	Finished



Ipswich QLD Professional

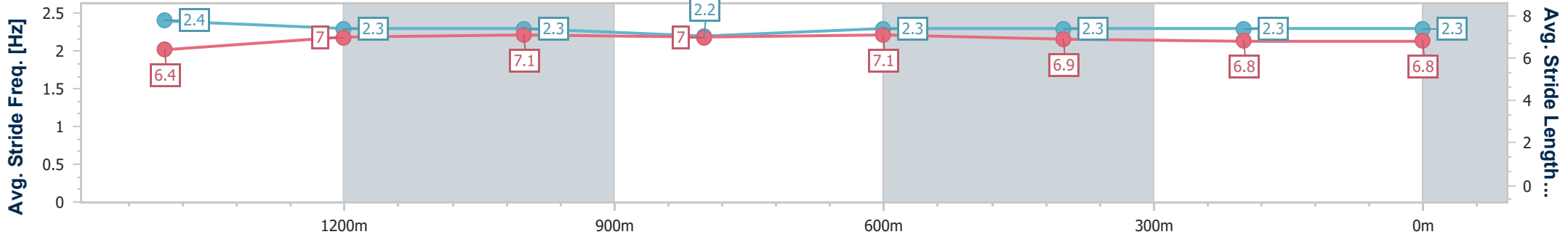
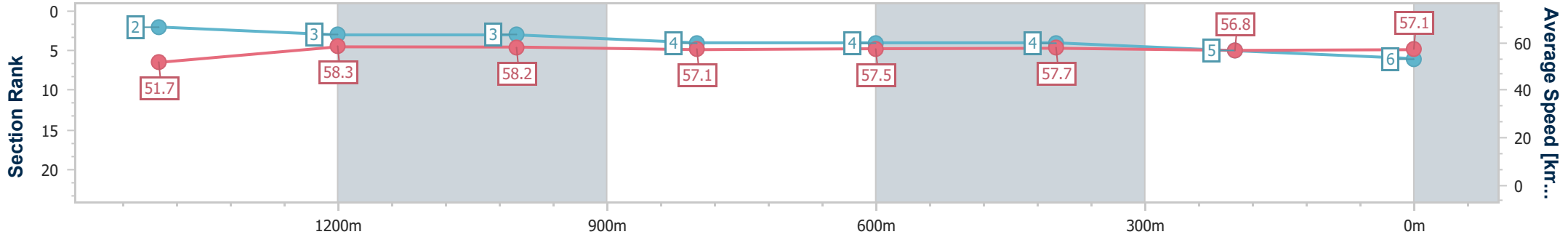
Race 8: SEVEN NEWS Class 2 Handicap - 1680m

05 July 2024 - 16:27



Track Rating: Soft 7, Weather: Fine, Rail Position: +4m Entire

Section	Overall	1400m	1200m	1000m	800m	600m	400m	200m
Section Times	1:47.12 [6] (0:19.52)	1:27.60 [2] (0:12.35)	1:15.25 [3] (0:12.40)	1:02.85 [3] (0:12.63)	0:50.22 [4] (0:12.51)	0:37.71 [4] (0:12.45)	0:25.26 [4] (0:12.63)	0:12.63 [5] (0:12.63)
Average Speed [km/h]	51.7	58.3	58.2	57.1	57.5	57.7	56.8	57.1
Top Speed [km/h]	63.2	59.0	58.8	58.5	58.3	58.8	57.6	57.8
Avg. Dist. to Rail [m]	3.9	0.1	0.4	0.3	0.1	0.7	0.4	0.4
Avg. Stride Freq. [Hz]	2.4	2.3	2.3	2.2	2.3	2.3	2.3	2.3
Avg. Stride Length [m]	6.4	7.0	7.1	7.0	7.1	6.9	6.8	6.8



- [] Ranking at each section and finish
- .-.- No data available at this section
- NA No data available



Horse/Jockey Name	Godra
Final Rank	7
Fastest Section Time (Section)	0:12.38 (1400m)
Top Speed [km/h] (Section)	60.2 (Overall)
Race State	Finished

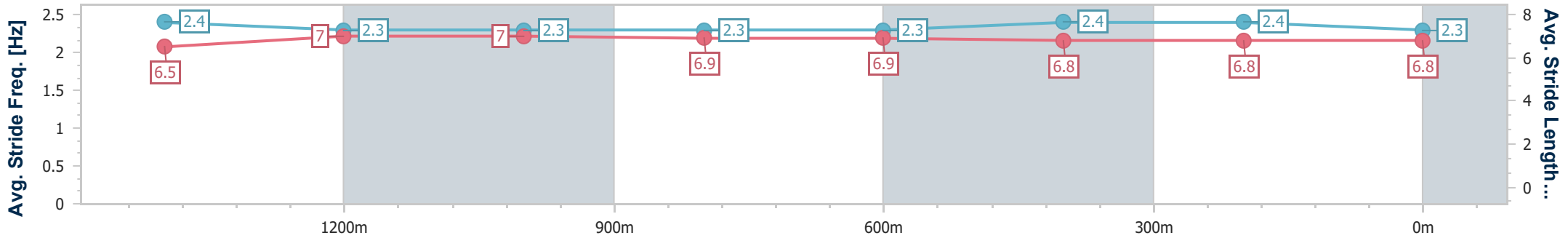
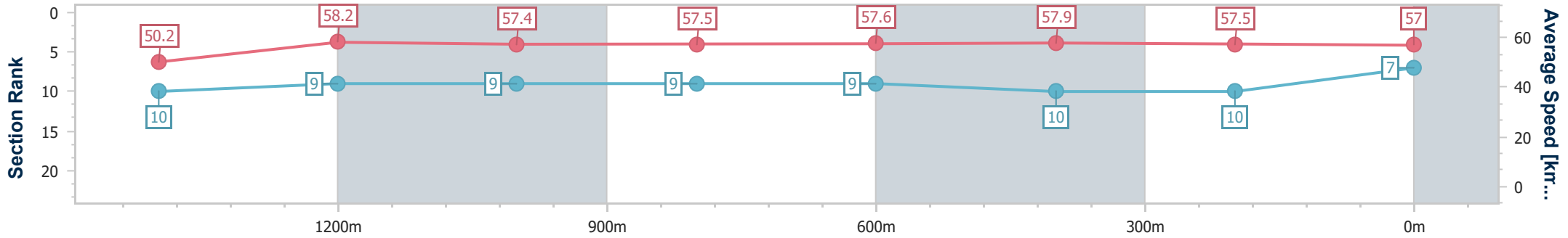


Ipswich QLD Professional
Race 8: SEVEN NEWS Class 2 Handicap - 1680m



05 July 2024 - 16:27
Track Rating: Soft 7, Weather: Fine, Rail Position: +4m Entire

Section	Overall	1400m	1200m	1000m	800m	600m	400m	200m
Section Times	1:47.40 [7] (0:20.07)	1:27.33 [10] (0:12.38)	1:14.95 [9] (0:12.51)	1:02.44 [9] (0:12.49)	0:49.95 [9] (0:12.49)	0:37.46 [9] (0:12.39)	0:25.07 [10] (0:12.46)	0:12.61 [10]
Average Speed [km/h]	50.2	58.2	57.4	57.5	57.6	57.9	57.5	57.0
Top Speed [km/h]	60.2	59.5	58.7	58.7	58.9	58.7	58.2	58.3
Avg. Dist. to Rail [m]	0.9	0.4	0.3	0.2	0.4	0.7	1.0	1.7
Avg. Stride Freq. [Hz]	2.4	2.3	2.3	2.3	2.3	2.4	2.4	2.3
Avg. Stride Length [m]	6.5	7.0	7.0	6.9	6.9	6.8	6.8	6.8



- [] Ranking at each section and finish
- .-.- No data available at this section
- NA No data available



Horse/Jockey Name	Whisky Train
Final Rank	8
Fastest Section Time (Section)	0:12.33 (1400m)
Top Speed [km/h] (Section)	60.3 (Overall)
Race State	Finished



Ipswich QLD Professional

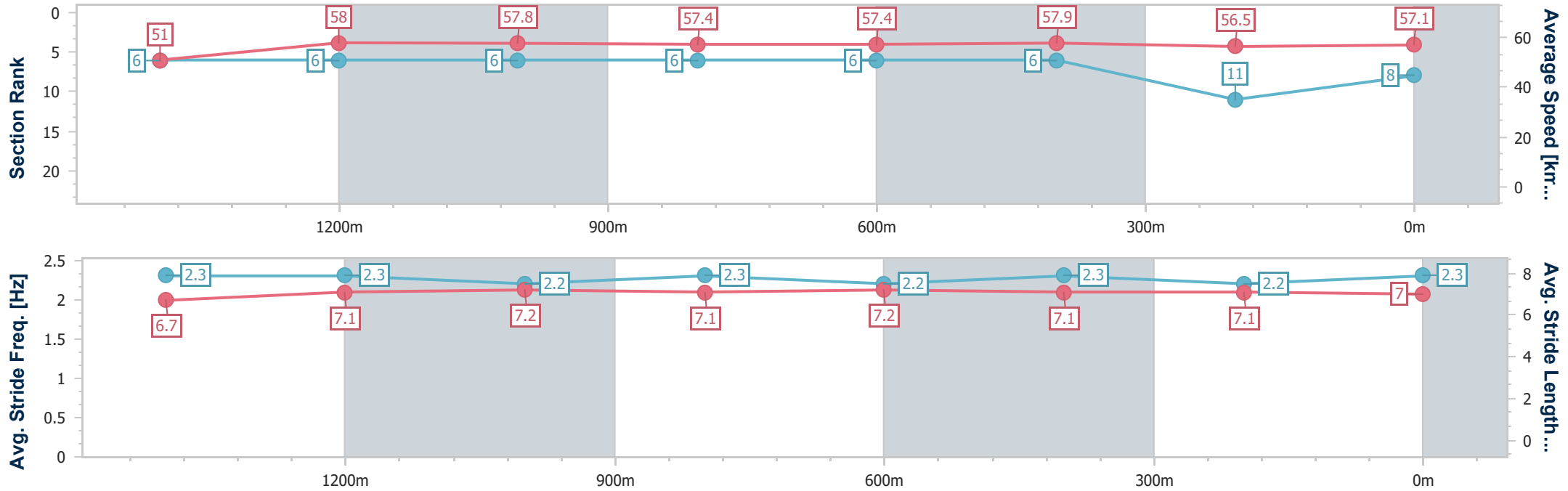
Race 8: SEVEN NEWS Class 2 Handicap - 1680m

05 July 2024 - 16:27



Track Rating: Soft 7, Weather: Fine, Rail Position: +4m Entire

Section	Overall	1400m	1200m	1000m	800m	600m	400m	200m
Section Times	1:47.42 [8] (0:19.80)	1:27.62 [6] (0:12.33)	1:15.29 [6] (0:12.48)	1:02.81 [6] (0:12.56)	0:50.25 [6] (0:12.52)	0:37.73 [6] (0:12.41)	0:25.32 [6] (0:12.72)	0:12.60 [11] (0:12.60)
Average Speed [km/h]	51.0	58.0	57.8	57.4	57.4	57.9	56.5	57.1
Top Speed [km/h]	60.3	59.2	59.2	59.7	58.3	59.3	57.6	58.8
Avg. Dist. to Rail [m]	2.2	0.8	0.1	0.3	0.2	0.4	1.0	0.3
Avg. Stride Freq. [Hz]	2.3	2.3	2.2	2.3	2.2	2.3	2.2	2.3
Avg. Stride Length [m]	6.7	7.1	7.2	7.1	7.2	7.1	7.1	7.0



- [] Ranking at each section and finish
- .-.- No data available at this section
- NA No data available



Horse/Jockey Name	Smart As Smart
Final Rank	9
Fastest Section Time (Section)	0:12.19 (1400m)
Top Speed [km/h] (Section)	60.7 (Overall)
Race State	Finished



Ipswich QLD Professional

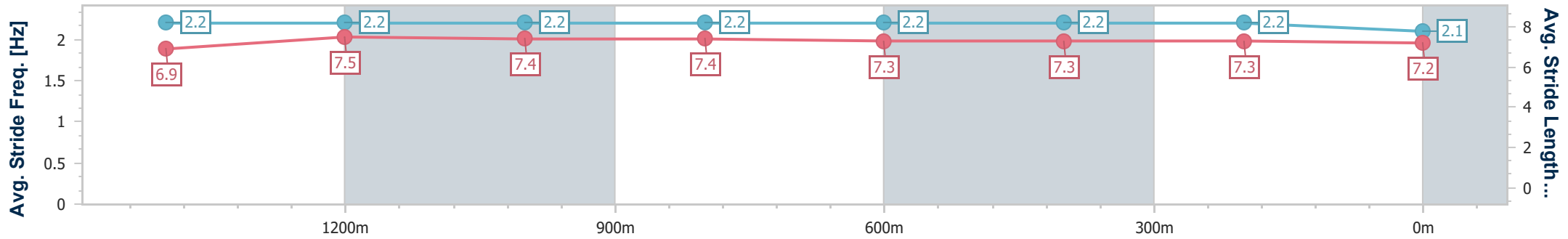
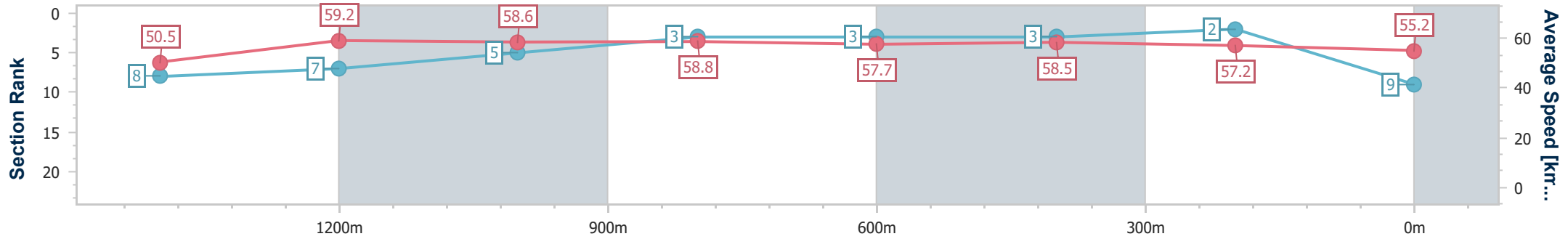
Race 8: SEVEN NEWS Class 2 Handicap - 1680m

05 July 2024 - 16:27



Track Rating: Soft 7, Weather: Fine, Rail Position: +4m Entire

Section	Overall	1400m	1200m	1000m	800m	600m	400m	200m
Section Times	1:47.44 [9] (0:20.00)	1:27.44 [8] (0:12.19)	1:15.25 [7] (0:12.35)	1:02.90 [5] (0:12.32)	0:50.58 [3] (0:12.50)	0:38.08 [3] (0:12.39)	0:25.69 [3] (0:12.65)	0:13.04 [2] (0:13.04)
Average Speed [km/h]	50.5	59.2	58.6	58.8	57.7	58.5	57.2	55.2
Top Speed [km/h]	60.7	60.0	59.2	59.4	58.7	59.4	57.7	57.2
Avg. Dist. to Rail [m]	3.8	1.0	1.3	1.6	1.3	1.3	1.8	2.3
Avg. Stride Freq. [Hz]	2.2	2.2	2.2	2.2	2.2	2.2	2.2	2.1
Avg. Stride Length [m]	6.9	7.5	7.4	7.4	7.3	7.3	7.3	7.2



- [] Ranking at each section and finish
- .-.- No data available at this section
- NA No data available



Horse/Jockey Name	Vacation Leave
Final Rank	10
Fastest Section Time (Section)	0:12.26 (1200m)
Top Speed [km/h] (Section)	60.2 (1000m)
Race State	Finished



Ipswich QLD Professional

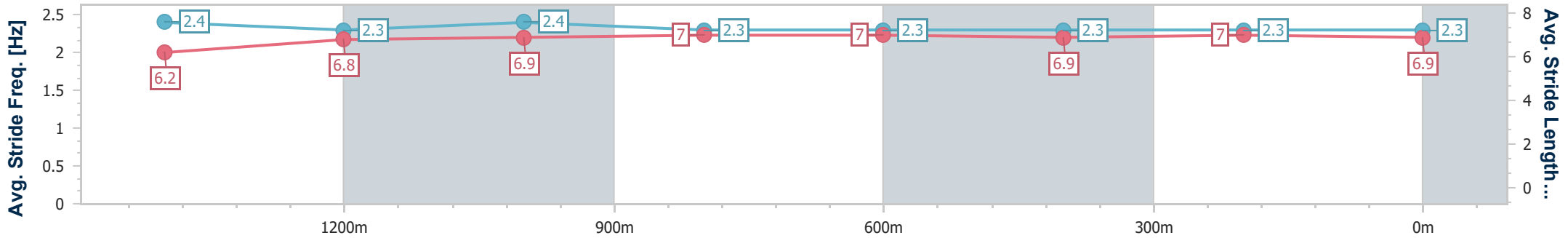
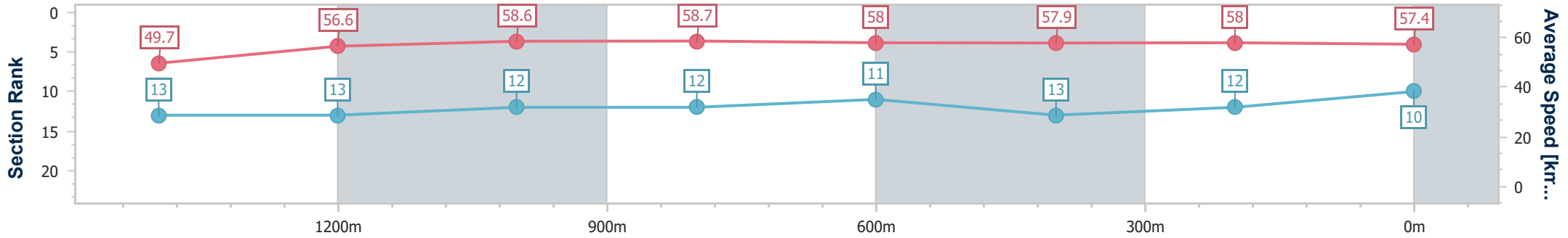
Race 8: SEVEN NEWS Class 2 Handicap - 1680m

05 July 2024 - 16:27



Track Rating: Soft 7, Weather: Fine, Rail Position: +4m Entire

Section	Overall	1400m	1200m	1000m	800m	600m	400m	200m
Section Times	1:47.46 [10] (0:20.35)	1:27.11 [13] (0:12.82)	1:14.29 [13] (0:12.26)	1:02.03 [12] (0:12.29)	0:49.74 [12] (0:12.41)	0:37.33 [11] (0:12.39)	0:24.94 [13] (0:12.42)	0:12.52 [12] (0:12.52)
Average Speed [km/h]	49.7	56.6	58.6	58.7	58.0	57.9	58.0	57.4
Top Speed [km/h]	60.1	59.9	60.0	60.2	59.0	59.3	59.3	58.9
Avg. Dist. to Rail [m]	6.4	1.9	0.3	0.2	0.2	0.5	0.8	4.0
Avg. Stride Freq. [Hz]	2.4	2.3	2.4	2.3	2.3	2.3	2.3	2.3
Avg. Stride Length [m]	6.2	6.8	6.9	7.0	7.0	6.9	7.0	6.9



- [] Ranking at each section and finish
- .-.- No data available at this section
- NA No data available



Horse/Jockey Name	The Deputy
Final Rank	11
Fastest Section Time (Section)	0:12.08 (600m)
Top Speed [km/h] (Section)	61.9 (Overall)
Race State	Finished



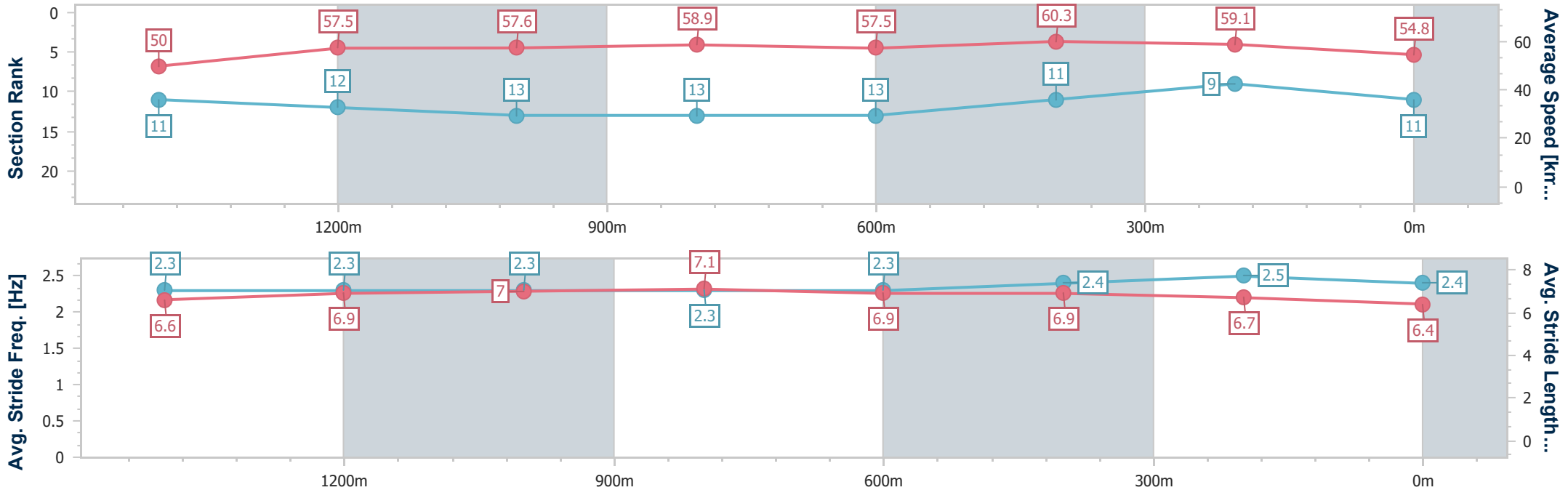
Ipswich QLD Professional
Race 8: SEVEN NEWS Class 2 Handicap - 1680m



05 July 2024 - 16:27

Track Rating: Soft 7, Weather: Fine, Rail Position: +4m Entire

Section	Overall	1400m	1200m	1000m	800m	600m	400m	200m
Section Times	1:47.89 [11] (0:20.22)	1:27.67 [11] (0:12.61)	1:15.06 [12] (0:12.63)	1:02.43 [13] (0:12.27)	0:50.16 [13] (0:12.62)	0:37.54 [13] (0:12.08)	0:25.46 [11] (0:12.32)	0:13.14 [9] (0:13.14)
Average Speed [km/h]	50.0	57.5	57.6	58.9	57.5	60.3	59.1	54.8
Top Speed [km/h]	61.9	60.1	59.7	59.8	59.0	60.9	60.4	59.0
Avg. Dist. to Rail [m]	3.8	1.9	1.7	2.4	2.1	2.2	4.3	6.8
Avg. Stride Freq. [Hz]	2.3	2.3	2.3	2.3	2.3	2.4	2.5	2.4
Avg. Stride Length [m]	6.6	6.9	7.0	7.1	6.9	6.9	6.7	6.4



- [] Ranking at each section and finish
- .-.- No data available at this section
- NA No data available



Horse/Jockey Name	Matsuyama
Final Rank	12
Fastest Section Time (Section)	0:12.29 (1400m)
Top Speed [km/h] (Section)	61.5 (Overall)
Race State	Finished



Ipswich QLD Professional

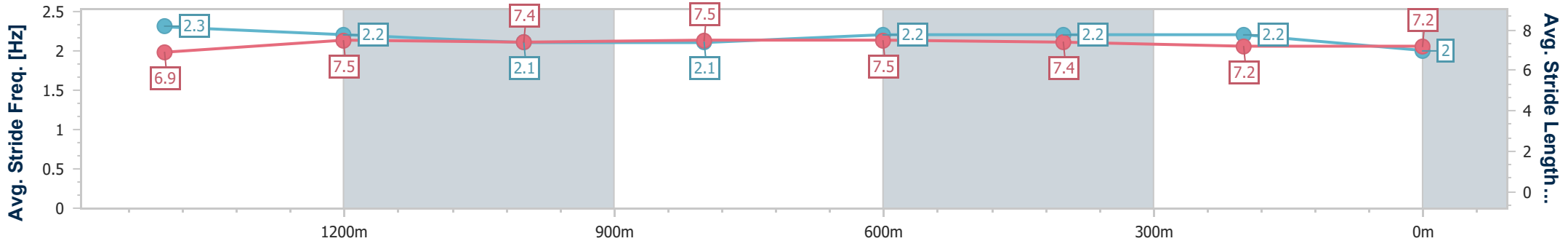
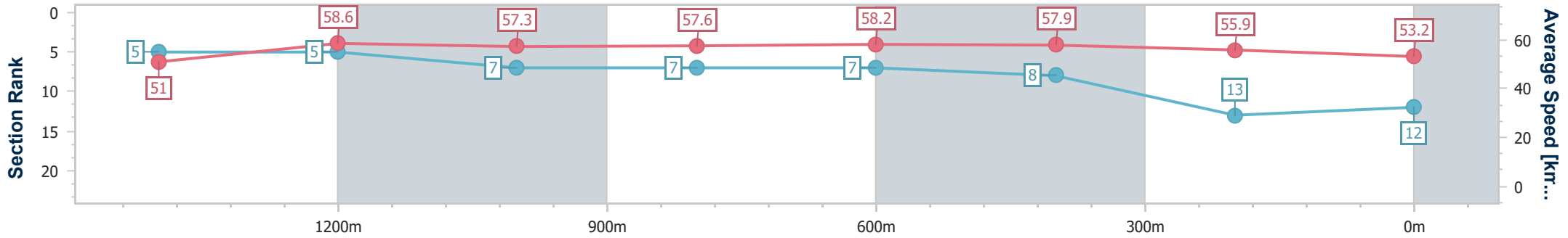
Race 8: SEVEN NEWS Class 2 Handicap - 1680m

05 July 2024 - 16:27



Track Rating: Soft 7, Weather: Fine, Rail Position: +4m Entire

Section	Overall	1400m	1200m	1000m	800m	600m	400m	200m
Section Times	1:48.66 [12] (0:19.80)	1:28.86 [5] (0:12.29)	1:16.57 [5] (0:12.62)	1:03.95 [7] (0:12.55)	0:51.40 [7] (0:12.45)	0:38.95 [7] (0:12.50)	0:26.45 [8] (0:12.92)	0:13.53 [13] (0:13.53)
Average Speed [km/h]	51.0	58.6	57.3	57.6	58.2	57.9	55.9	53.2
Top Speed [km/h]	61.5	59.8	58.1	58.3	58.7	59.2	57.0	54.6
Avg. Dist. to Rail [m]	2.0	0.7	1.2	1.3	1.5	1.4	2.1	4.1
Avg. Stride Freq. [Hz]	2.3	2.2	2.1	2.1	2.2	2.2	2.2	2.0
Avg. Stride Length [m]	6.9	7.5	7.4	7.5	7.5	7.4	7.2	7.2



- [] Ranking at each section and finish
- .-.- No data available at this section
- NA No data available



Horse/Jockey Name	Freddie
Final Rank	13
Fastest Section Time (Section)	0:12.24 (1400m)
Top Speed [km/h] (Section)	63.4 (Overall)
Race State	Finished



Ipswich QLD Professional

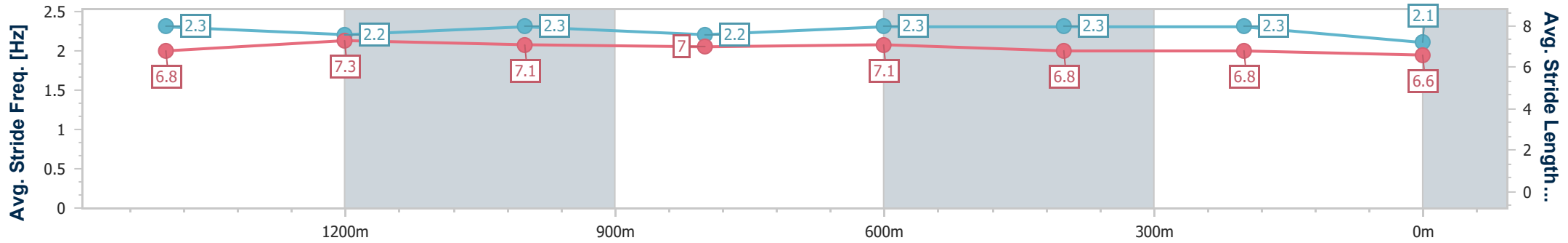
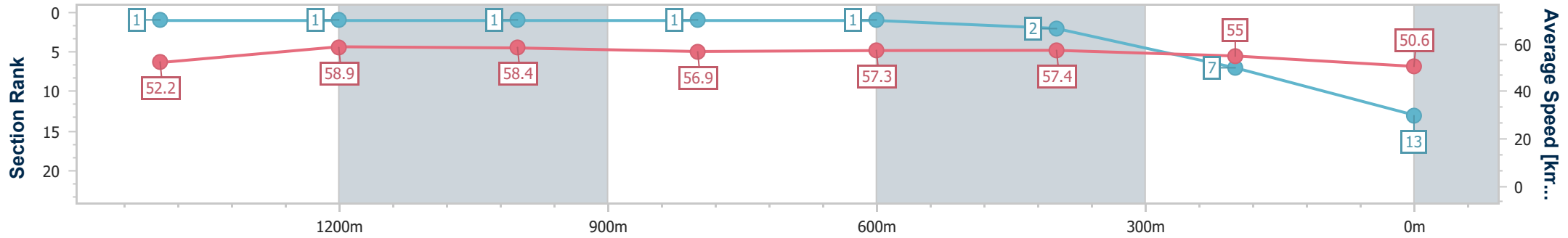
Race 8: SEVEN NEWS Class 2 Handicap - 1680m

05 July 2024 - 16:27



Track Rating: Soft 7, Weather: Fine, Rail Position: +4m Entire

Section	Overall	1400m	1200m	1000m	800m	600m	400m	200m
Section Times	1:48.86 [13] (0:19.37)	1:29.49 [1] (0:12.24)	1:17.25 [1] (0:12.35)	1:04.90 [1] (0:12.65)	0:52.25 [1] (0:12.53)	0:39.72 [1] (0:12.49)	0:27.23 [2] (0:13.02)	0:14.21 [7] (0:14.21)
Average Speed [km/h]	52.2	58.9	58.4	56.9	57.3	57.4	55.0	50.6
Top Speed [km/h]	63.4	61.4	59.0	58.8	58.3	58.4	56.4	53.9
Avg. Dist. to Rail [m]	7.6	0.5	0.2	0.4	0.4	0.7	1.0	0.9
Avg. Stride Freq. [Hz]	2.3	2.2	2.3	2.2	2.3	2.3	2.3	2.1
Avg. Stride Length [m]	6.8	7.3	7.1	7.0	7.1	6.8	6.8	6.6



- [] Ranking at each section and finish
- .-.- No data available at this section
- NA No data available