



Sunshine Coast QLD Professional
Race 2: SHERRIN RENTALS PROVINCIAL SPRINTERS SERIES (FINAL)
BENCHMARK 80 Handicap - 1200m
06 July 2024 - 12:59



Track Rating: Heavy 10, Weather: Showers, Rail Position: True

| Section | | Overall | 1000m | 800m | 600m | 400m | 200m | Last 600m | | | | | |
|-------------|--|----------------------|----------------------|----------------------|---------------------------|---------------------------|---------------------------|---------------------------|---------------------------|---------------------------|------------------------|---------|----|
| Field Times | | 1:16.09 (0:13.43) | 1:02.66 (0:11.47) | 0:51.19 (0:12.40) | 0:38.79 (0:12.56) | 0:26.23 (0:12.30) | 0:13.93 (0:13.93) | 0:38.79 | | | | | |
| Rank | TAB Horse/Jockey | Barrier | Top Speed [km/h] | Fastest Section | | | | | | Margin | Distance Travelled [m] | | |
| 1 | 4 BLACK ON BEAUTY Ryan Maloney | 11 | 65.3 | 0:11.47 | 1:16.09 [1] (0:13.43) | 1:02.66 [1] (0:11.47) | 0:51.19 [1] (0:12.40) | 0:38.79 [1] (0:12.58) | 0:26.21 [2] (0:12.28) | 0:13.93 [1] (0:13.93) | 1:16.09 | 0:38.79 | |
| 2 | 6 MY SNOW QUEEN Angela Jones | 7 | 65.4 | 0:11.66 | 1:16.10 [2] (0:13.56) | 1:02.54 [2] (0:11.66) | 0:50.88 [5] (0:12.43) | 0:38.45 [5] (0:12.48) | 0:25.97 [4] (0:12.38) | 0:13.59 [3] (0:13.59) | 0.1L | 0:38.45 | -4 |
| 3 | 3 BEAUX RUMBLE Michael Rodd | 8 | 64.5 | 0:11.54 | 1:16.40 [3] (0:13.66) | 1:02.74 [4] (0:11.54) | 0:51.20 [4] (0:12.34) | 0:38.86 [3] (0:12.59) | 0:26.27 [3] (0:12.31) | 0:13.96 [2] (0:13.96) | 1.9L | 0:38.86 | -1 |
| 4 | 12 ZHUANG SHI Jake Bayliss | 3 | 64.6 | 0:11.49 | 1:16.49 [4] (0:13.91) | 1:02.58 [8] (0:11.49) | 0:51.09 [6] (0:12.36) | 0:38.73 [6] (0:12.52) | 0:26.21 [5] (0:12.51) | 0:13.70 [5] (0:13.70) | 2.3L | 0:38.73 | -1 |
| 5 | 11 ZINGALONG Jim Byrne | 14 | 65.7 | 0:11.39 | 1:16.75 [5] (0:13.67) | 1:03.08 [5] (0:11.39) | 0:51.69 [2] (0:12.34) | 0:39.35 [2] (0:12.46) | 0:26.89 [1] (0:12.71) | 0:14.18 [4] (0:14.18) | 3.8L | 0:39.35 | -1 |
| 6 | 1 RALPHIE Damien Thornton | 10 | 64.2 | 0:11.63 | 1:16.81 [6] (0:14.23) | 1:02.58 [11] (0:11.63) | 0:50.95 [11] (0:12.28) | 0:38.67 [11] (0:12.44) | 0:26.23 [11] (0:12.24) | 0:13.99 [6] (0:13.99) | 4L | 0:38.67 | +3 |
| 7 | 2 LOST IN TRANSIT James Orman | 9 | 63.6 | 0:11.61 | 1:16.84 [7] (0:13.90) | 1:02.94 [7] (0:11.61) | 0:51.33 [8] (0:12.33) | 0:39.00 [7] (0:12.73) | 0:26.27 [9] (0:12.50) | 0:13.77 [7] (0:13.77) | 4.2L | 0:39.00 | +1 |
| 8 | 8 MAGNETIC Rachel King | 4 | 63.8 | 0:11.73 | 1:17.77 [8] (0:13.76) | 1:04.01 [6] (0:11.73) | 0:52.28 [7] (0:12.40) | 0:39.88 [10] (0:12.56) | 0:27.32 [6] (0:12.99) | 0:14.33 [8] (0:14.33) | 9.7L | 0:39.88 | -5 |
| 9 | 13 BANDIT Robbie Dolan | 15 | 65.5 | 0:11.51 | 1:18.44 [9] (0:14.11) | 1:04.33 [9] (0:11.51) | 0:52.82 [9] (0:12.27) | 0:40.55 [9] (0:12.63) | 0:27.92 [7] (0:12.99) | 0:14.93 [9] (0:14.93) | 13.5L | 0:40.55 | +8 |
| 10 | 14 ALL STASHED UP Emily Lang | 16 | 66.0 | 0:11.50 | 1:18.99 [10] (0:13.64) | 1:05.35 [3] (0:11.50) | 0:53.85 [3] (0:12.42) | 0:41.43 [4] (0:12.96) | 0:28.47 [8] (0:13.38) | 0:15.09 [10] (0:15.09) | 16.5L | 0:41.43 | +1 |

Scratched: Tectonic Plate (#9), Drop The Mic (#16), Bluestone Lane (#15), Dare To Share (#10), Blakmax (#5)



Sunshine Coast QLD Professional
Race 2: SHERRIN RENTALS PROVINCIAL SPRINTERS SERIES (FINAL)
BENCHMARK 80 Handicap - 1200m
06 July 2024 - 12:59



Track Rating: Heavy 10, Weather: Showers, Rail Position: True

| Section | Overall | 1000m | 800m | 600m | 400m | 200m | Last 600m |
|-------------|----------------------|----------------------|----------------------|----------------------|----------------------|----------------------|-----------|
| Field Times | 1:16.09 (0:13.43) | 1:02.66 (0:11.47) | 0:51.19 (0:12.40) | 0:38.79 (0:12.56) | 0:26.23 (0:12.30) | 0:13.93 (0:13.93) | 0:38.79 |

| Rank | TAB | Horse/Jockey | Barrier | Top Speed [km/h] | Fastest Section | Margin | Distance Travelled [m] |
|------|-----|-------------------|---------|------------------|-----------------|--------|------------------------|
| 11 | 7 | ROLLINWITHTHEFLOW | 12 | 65.3 | 0:11.48 | 19L | +3 |
| | | Dale Smith | | 1000m | 1000m | | |

Scratched: Tectonic Plate (#9), Drop The Mic (#16), Bluestone Lane (#15), Dare To Share (#10), Blakmax (#5)



| | |
|--------------------------------|-----------------|
| Horse/Jockey Name | Black On Beauty |
| Final Rank | 1 |
| Fastest Section Time (Section) | 0:11.47 (1000m) |
| Top Speed [km/h] (Section) | 65.3 (Overall) |
| Race State | Finished |



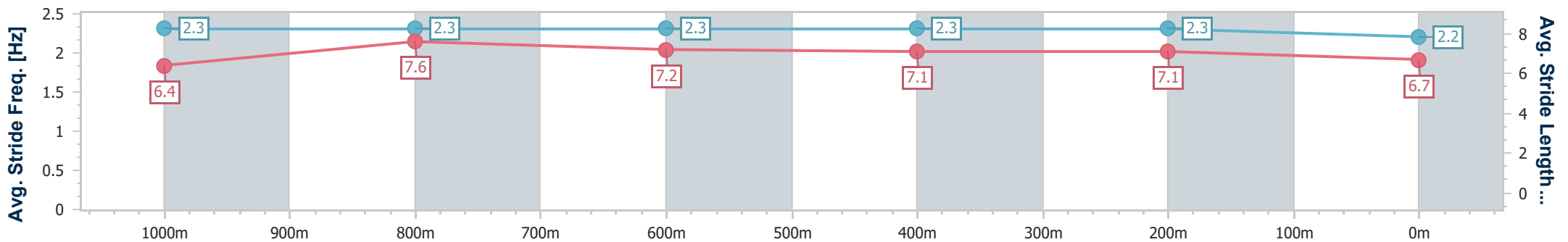
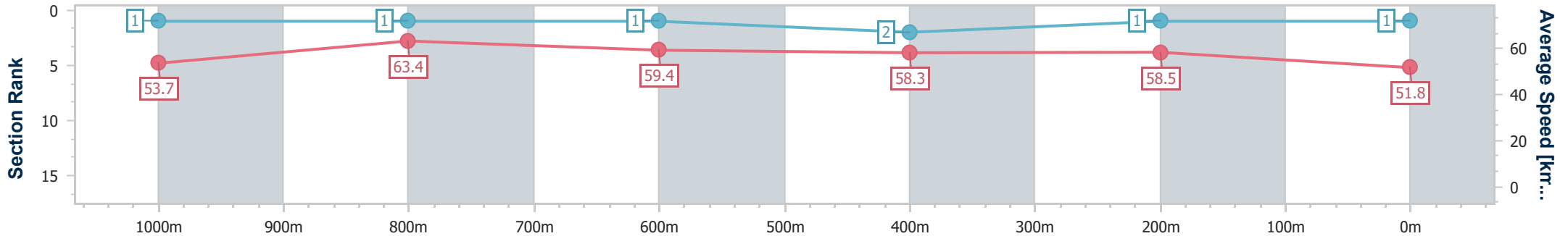
Sunshine Coast QLD Professional
 Race 2: SHERRIN RENTALS PROVINCIAL SPRINTERS SERIES
 (FINAL) BENCHMARK 80 Handicap - 1200m



06 July 2024 - 12:59

Track Rating: Heavy 10, Weather: Showers, Rail Position: True

| Section | Overall | 1000m | 800m | 600m | 400m | 200m |
|------------------------|--------------------------|--------------------------|--------------------------|--------------------------|--------------------------|--------------------------|
| Section Times | 1:16.09 [1] (0:13.43) | 1:02.66 [1] (0:11.47) | 0:51.19 [1] (0:12.40) | 0:38.79 [1] (0:12.58) | 0:26.21 [2] (0:12.28) | 0:13.93 [1] (0:13.93) |
| Average Speed [km/h] | 53.7 | 63.4 | 59.4 | 58.3 | 58.5 | 51.8 |
| Top Speed [km/h] | 65.3 | 65.3 | 60.3 | 59.4 | 59.7 | 56.7 |
| Avg. Dist. to Rail [m] | 9.7 | 5.8 | 3.7 | 2.9 | 5.8 | 6.7 |
| Avg. Stride Freq. [Hz] | 2.3 | 2.3 | 2.3 | 2.3 | 2.3 | 2.2 |
| Avg. Stride Length [m] | 6.4 | 7.6 | 7.2 | 7.1 | 7.1 | 6.7 |



- [] Ranking at each section and finish
- .-.- No data available at this section
- NA No data available



| | |
|--------------------------------|-----------------|
| Horse/Jockey Name | My Snow Queen |
| Final Rank | 2 |
| Fastest Section Time (Section) | 0:11.66 (1000m) |
| Top Speed [km/h] (Section) | 65.4 (Overall) |
| Race State | Finished |



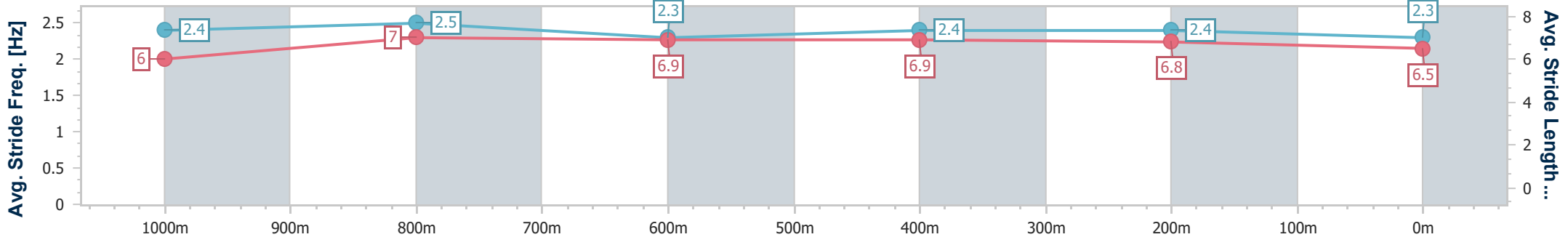
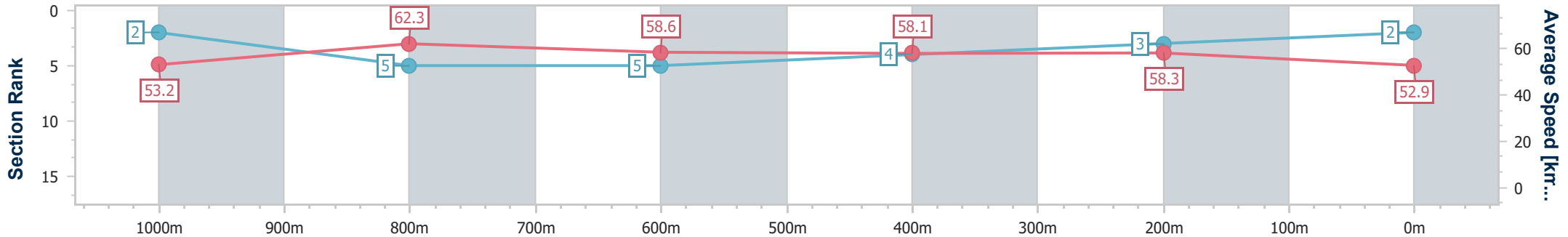
Sunshine Coast QLD Professional
 Race 2: SHERRIN RENTALS PROVINCIAL SPRINTERS SERIES
 (FINAL) BENCHMARK 80 Handicap - 1200m



06 July 2024 - 12:59

Track Rating: Heavy 10, Weather: Showers, Rail Position: True

| Section | Overall | 1000m | 800m | 600m | 400m | 200m |
|------------------------|--------------------------|--------------------------|--------------------------|--------------------------|--------------------------|--------------------------|
| Section Times | 1:16.10 [2] (0:13.56) | 1:02.54 [2] (0:11.66) | 0:50.88 [5] (0:12.43) | 0:38.45 [5] (0:12.48) | 0:25.97 [4] (0:12.38) | 0:13.59 [3] (0:13.59) |
| Average Speed [km/h] | 53.2 | 62.3 | 58.6 | 58.1 | 58.3 | 52.9 |
| Top Speed [km/h] | 65.4 | 63.6 | 60.2 | 59.5 | 59.0 | 56.6 |
| Avg. Dist. to Rail [m] | 6.3 | 3.7 | 2.0 | 1.4 | 5.8 | 7.5 |
| Avg. Stride Freq. [Hz] | 2.4 | 2.5 | 2.3 | 2.4 | 2.4 | 2.3 |
| Avg. Stride Length [m] | 6.0 | 7.0 | 6.9 | 6.9 | 6.8 | 6.5 |



- [] Ranking at each section and finish
- .-.- No data available at this section
- NA No data available



| | |
|--------------------------------|-----------------|
| Horse/Jockey Name | Beaux Rumble |
| Final Rank | 3 |
| Fastest Section Time (Section) | 0:11.54 (1000m) |
| Top Speed [km/h] (Section) | 64.5 (1000m) |
| Race State | Finished |



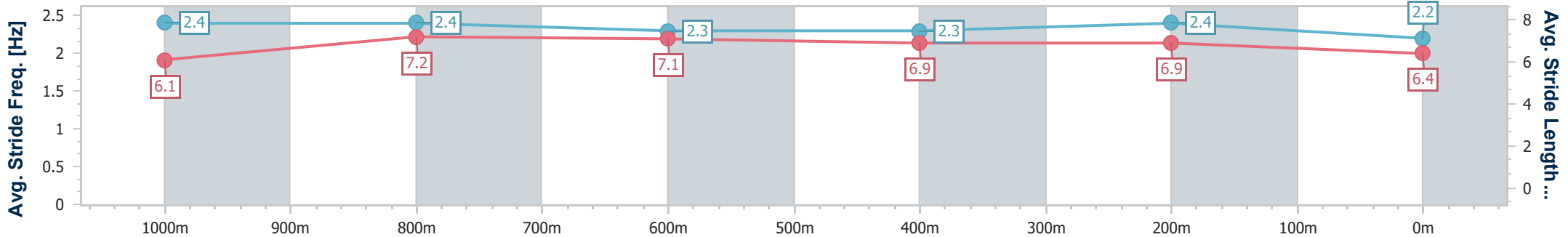
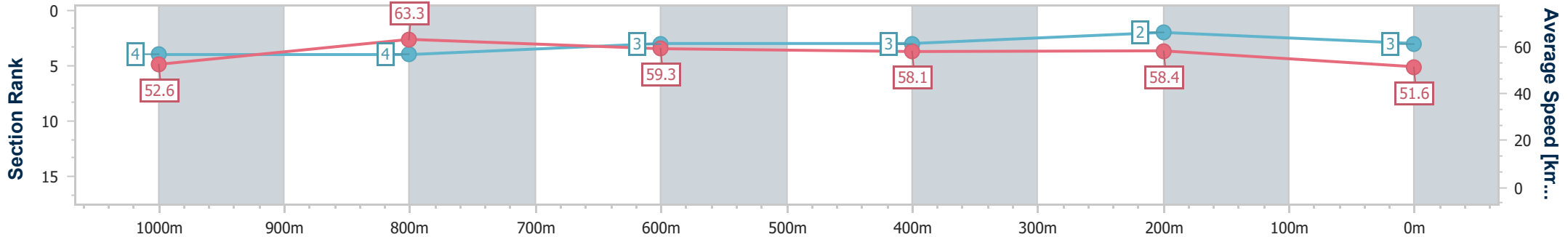
Sunshine Coast QLD Professional
 Race 2: SHERRIN RENTALS PROVINCIAL SPRINTERS SERIES
 (FINAL) BENCHMARK 80 Handicap - 1200m



06 July 2024 - 12:59

Track Rating: Heavy 10, Weather: Showers, Rail Position: True

| Section | Overall | 1000m | 800m | 600m | 400m | 200m |
|------------------------|--------------------------|--------------------------|--------------------------|--------------------------|--------------------------|--------------------------|
| Section Times | 1:16.40 [3] (0:13.66) | 1:02.74 [4] (0:11.54) | 0:51.20 [4] (0:12.34) | 0:38.86 [3] (0:12.59) | 0:26.27 [3] (0:12.31) | 0:13.96 [2] (0:13.96) |
| Average Speed [km/h] | 52.6 | 63.3 | 59.3 | 58.1 | 58.4 | 51.6 |
| Top Speed [km/h] | 64.4 | 64.5 | 60.6 | 59.7 | 59.5 | 56.8 |
| Avg. Dist. to Rail [m] | 8.5 | 5.9 | 3.1 | 2.3 | 7.2 | 8.5 |
| Avg. Stride Freq. [Hz] | 2.4 | 2.4 | 2.3 | 2.3 | 2.4 | 2.2 |
| Avg. Stride Length [m] | 6.1 | 7.2 | 7.1 | 6.9 | 6.9 | 6.4 |



- [] Ranking at each section and finish
- .-.- No data available at this section
- NA No data available



| | |
|--------------------------------|-----------------|
| Horse/Jockey Name | Zhuang Shi |
| Final Rank | 4 |
| Fastest Section Time (Section) | 0:11.49 (1000m) |
| Top Speed [km/h] (Section) | 64.6 (Overall) |
| Race State | Finished |



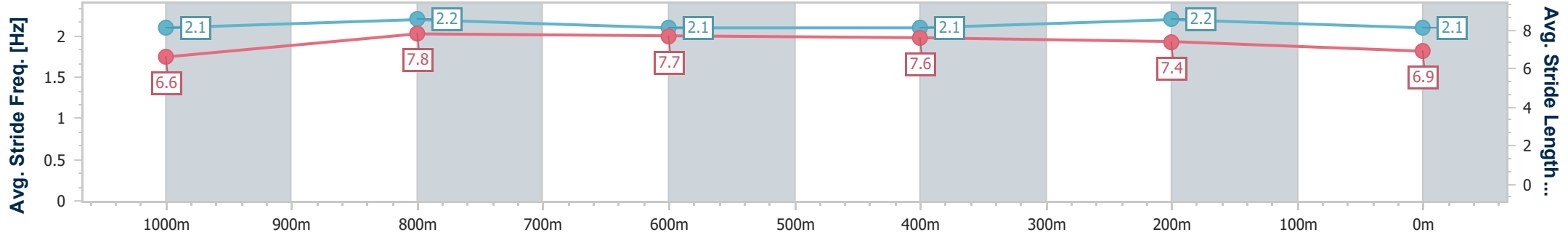
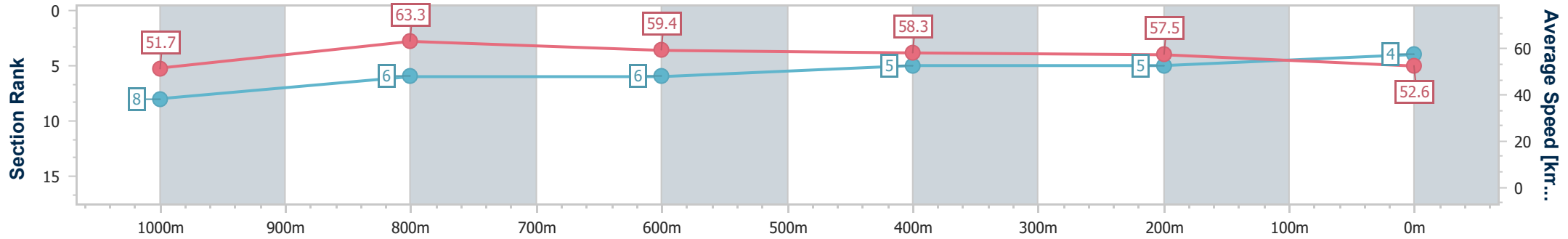
Sunshine Coast QLD Professional
 Race 2: SHERRIN RENTALS PROVINCIAL SPRINTERS SERIES
 (FINAL) BENCHMARK 80 Handicap - 1200m



06 July 2024 - 12:59

Track Rating: Heavy 10, Weather: Showers, Rail Position: True

| Section | Overall | 1000m | 800m | 600m | 400m | 200m |
|------------------------|--------------------------|--------------------------|--------------------------|--------------------------|--------------------------|--------------------------|
| Section Times | 1:16.49 [4] (0:13.91) | 1:02.58 [8] (0:11.49) | 0:51.09 [6] (0:12.36) | 0:38.73 [6] (0:12.52) | 0:26.21 [5] (0:12.51) | 0:13.70 [5] (0:13.70) |
| Average Speed [km/h] | 51.7 | 63.3 | 59.4 | 58.3 | 57.5 | 52.6 |
| Top Speed [km/h] | 64.6 | 64.2 | 61.3 | 59.4 | 59.0 | 55.9 |
| Avg. Dist. to Rail [m] | 4.7 | 4.2 | 3.1 | 2.6 | 7.2 | 9.2 |
| Avg. Stride Freq. [Hz] | 2.1 | 2.2 | 2.1 | 2.1 | 2.2 | 2.1 |
| Avg. Stride Length [m] | 6.6 | 7.8 | 7.7 | 7.6 | 7.4 | 6.9 |



- [] Ranking at each section and finish
- .-.- No data available at this section
- NA No data available



| | |
|--------------------------------|-----------------|
| Horse/Jockey Name | Zingalong |
| Final Rank | 5 |
| Fastest Section Time (Section) | 0:11.39 (1000m) |
| Top Speed [km/h] (Section) | 65.7 (1000m) |
| Race State | Finished |



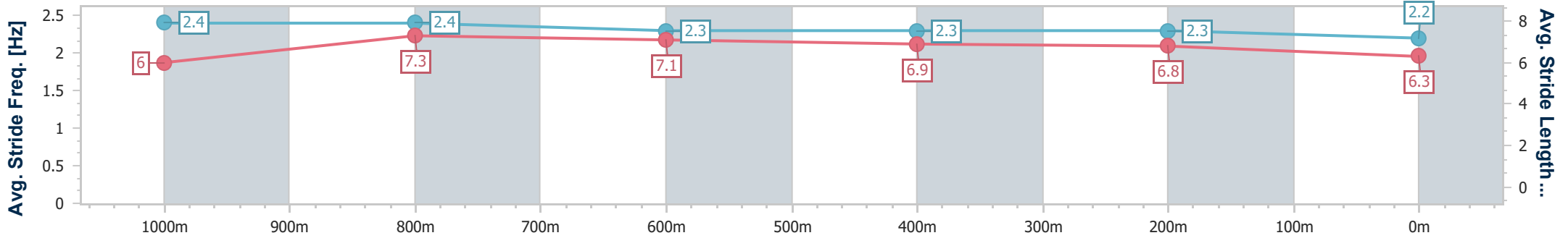
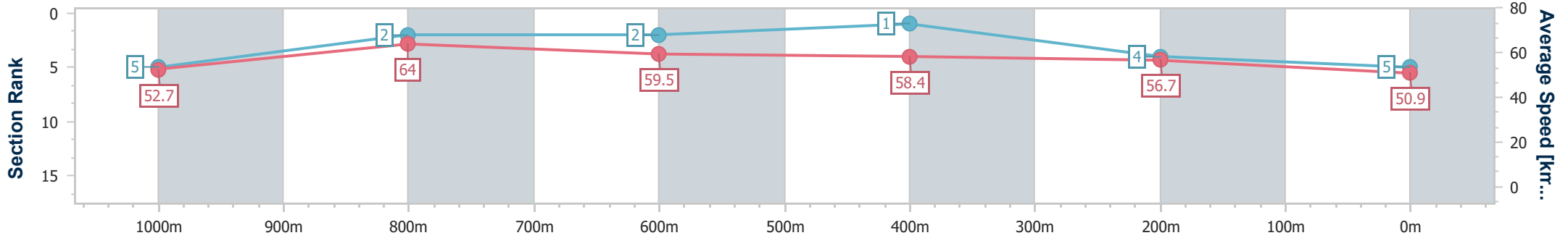
Sunshine Coast QLD Professional
 Race 2: SHERRIN RENTALS PROVINCIAL SPRINTERS SERIES
 (FINAL) BENCHMARK 80 Handicap - 1200m



06 July 2024 - 12:59

Track Rating: Heavy 10, Weather: Showers, Rail Position: True

| Section | Overall | 1000m | 800m | 600m | 400m | 200m |
|------------------------|--------------------------|--------------------------|--------------------------|--------------------------|--------------------------|--------------------------|
| Section Times | 1:16.75 [5] (0:13.67) | 1:03.08 [5] (0:11.39) | 0:51.69 [2] (0:12.34) | 0:39.35 [2] (0:12.46) | 0:26.89 [1] (0:12.71) | 0:14.18 [4] (0:14.18) |
| Average Speed [km/h] | 52.7 | 64.0 | 59.5 | 58.4 | 56.7 | 50.9 |
| Top Speed [km/h] | 65.5 | 65.7 | 60.4 | 59.6 | 58.1 | 53.3 |
| Avg. Dist. to Rail [m] | 11.3 | 5.7 | 3.2 | 2.1 | 6.1 | 6.2 |
| Avg. Stride Freq. [Hz] | 2.4 | 2.4 | 2.3 | 2.3 | 2.3 | 2.2 |
| Avg. Stride Length [m] | 6.0 | 7.3 | 7.1 | 6.9 | 6.8 | 6.3 |



- [] Ranking at each section and finish
- .-.- No data available at this section
- NA No data available



| | |
|--------------------------------|-----------------|
| Horse/Jockey Name | Ralphie |
| Final Rank | 6 |
| Fastest Section Time (Section) | 0:11.63 (1000m) |
| Top Speed [km/h] (Section) | 64.2 (1000m) |
| Race State | Finished |



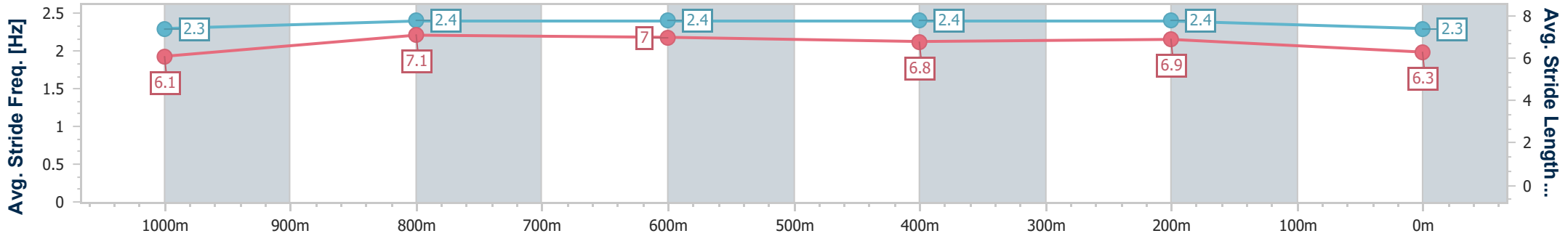
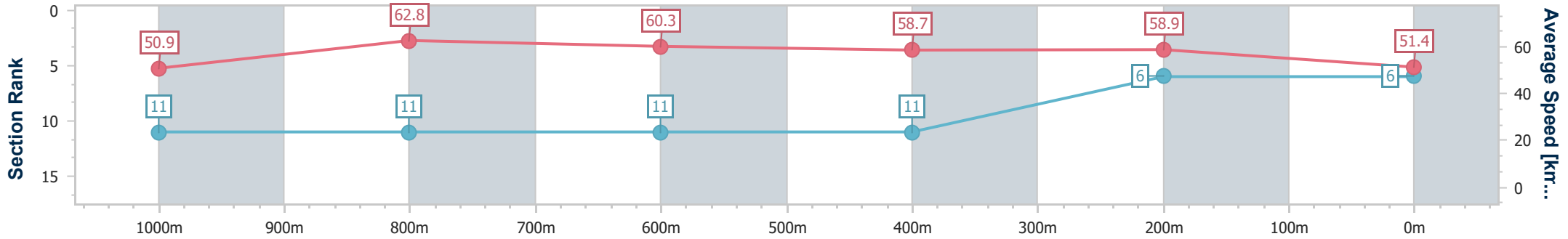
Sunshine Coast QLD Professional
 Race 2: SHERRIN RENTALS PROVINCIAL SPRINTERS SERIES
 (FINAL) BENCHMARK 80 Handicap - 1200m



06 July 2024 - 12:59

Track Rating: Heavy 10, Weather: Showers, Rail Position: True

| Section | Overall | 1000m | 800m | 600m | 400m | 200m |
|------------------------|--------------------------|---------------------------|---------------------------|---------------------------|---------------------------|--------------------------|
| Section Times | 1:16.81 [6] (0:14.23) | 1:02.58 [11] (0:11.63) | 0:50.95 [11] (0:12.28) | 0:38.67 [11] (0:12.44) | 0:26.23 [11] (0:12.24) | 0:13.99 [6] (0:13.99) |
| Average Speed [km/h] | 50.9 | 62.8 | 60.3 | 58.7 | 58.9 | 51.4 |
| Top Speed [km/h] | 63.0 | 64.2 | 62.2 | 59.8 | 60.0 | 56.1 |
| Avg. Dist. to Rail [m] | 9.4 | 6.0 | 4.3 | 2.8 | 4.9 | 5.4 |
| Avg. Stride Freq. [Hz] | 2.3 | 2.4 | 2.4 | 2.4 | 2.4 | 2.3 |
| Avg. Stride Length [m] | 6.1 | 7.1 | 7.0 | 6.8 | 6.9 | 6.3 |



- [] Ranking at each section and finish
- .-.- No data available at this section
- NA No data available



| | |
|--------------------------------|-----------------|
| Horse/Jockey Name | Lost In Transit |
| Final Rank | 7 |
| Fastest Section Time (Section) | 0:11.61 (1000m) |
| Top Speed [km/h] (Section) | 63.6 (1000m) |
| Race State | Finished |



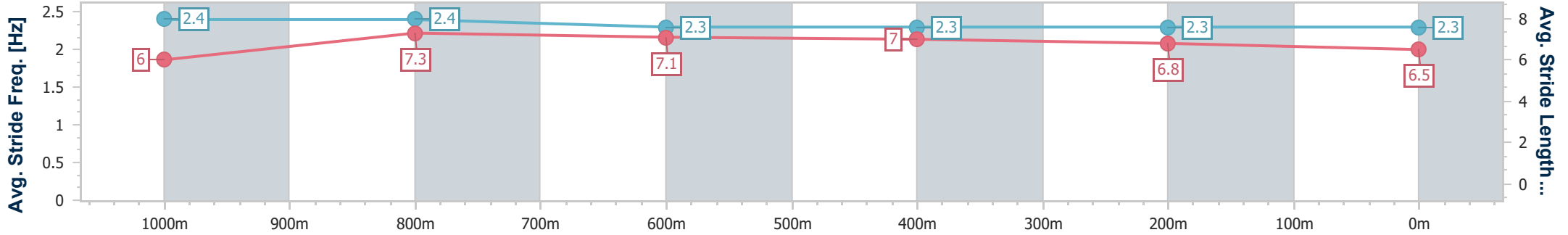
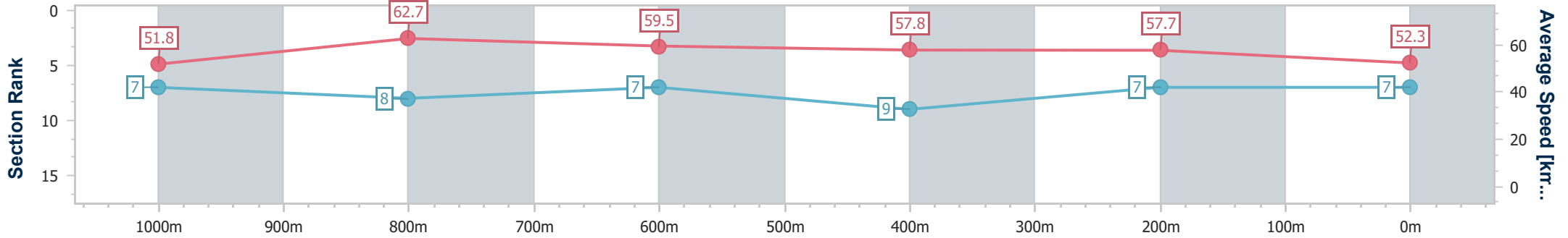
Sunshine Coast QLD Professional
 Race 2: SHERRIN RENTALS PROVINCIAL SPRINTERS SERIES
 (FINAL) BENCHMARK 80 Handicap - 1200m



06 July 2024 - 12:59

Track Rating: Heavy 10, Weather: Showers, Rail Position: True

| Section | Overall | 1000m | 800m | 600m | 400m | 200m |
|------------------------|--------------------------|--------------------------|--------------------------|--------------------------|--------------------------|--------------------------|
| Section Times | 1:16.84 [7] (0:13.90) | 1:02.94 [7] (0:11.61) | 0:51.33 [8] (0:12.33) | 0:39.00 [7] (0:12.73) | 0:26.27 [9] (0:12.50) | 0:13.77 [7] (0:13.77) |
| Average Speed [km/h] | 51.8 | 62.7 | 59.5 | 57.8 | 57.7 | 52.3 |
| Top Speed [km/h] | 62.4 | 63.6 | 62.3 | 59.6 | 58.8 | 55.3 |
| Avg. Dist. to Rail [m] | 8.3 | 5.1 | 3.6 | 3.4 | 7.2 | 8.7 |
| Avg. Stride Freq. [Hz] | 2.4 | 2.4 | 2.3 | 2.3 | 2.3 | 2.3 |
| Avg. Stride Length [m] | 6.0 | 7.3 | 7.1 | 7.0 | 6.8 | 6.5 |



- [] Ranking at each section and finish
- .-.- No data available at this section
- NA No data available



| | |
|--------------------------------|-----------------|
| Horse/Jockey Name | Magnetic |
| Final Rank | 8 |
| Fastest Section Time (Section) | 0:11.73 (1000m) |
| Top Speed [km/h] (Section) | 63.8 (Overall) |
| Race State | Finished |



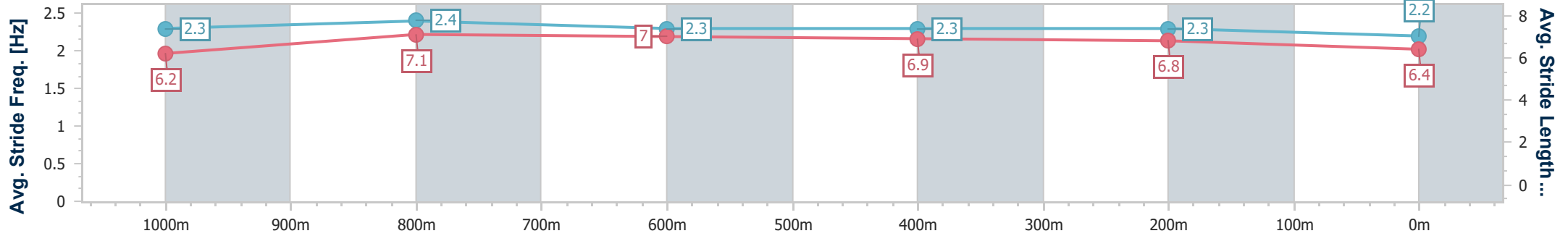
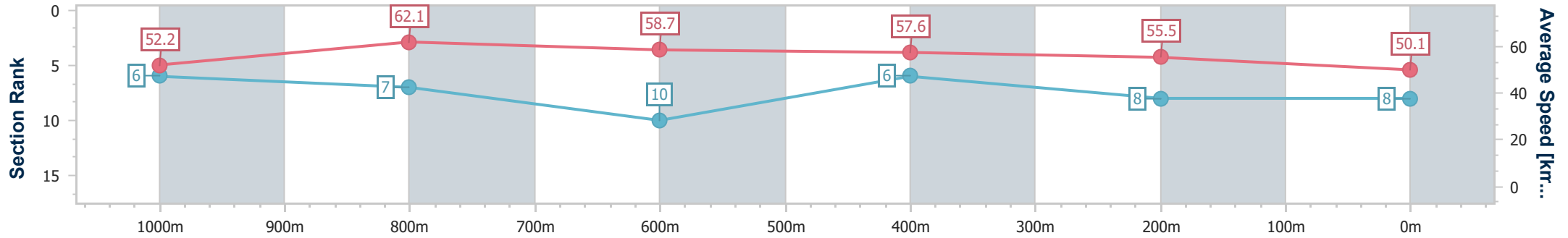
Sunshine Coast QLD Professional
 Race 2: SHERRIN RENTALS PROVINCIAL SPRINTERS SERIES
 (FINAL) BENCHMARK 80 Handicap - 1200m



06 July 2024 - 12:59

Track Rating: Heavy 10, Weather: Showers, Rail Position: True

| Section | Overall | 1000m | 800m | 600m | 400m | 200m |
|------------------------|--------------------------|--------------------------|--------------------------|---------------------------|--------------------------|--------------------------|
| Section Times | 1:17.77 [8] (0:13.76) | 1:04.01 [6] (0:11.73) | 0:52.28 [7] (0:12.40) | 0:39.88 [10] (0:12.56) | 0:27.32 [6] (0:12.99) | 0:14.33 [8] (0:14.33) |
| Average Speed [km/h] | 52.2 | 62.1 | 58.7 | 57.6 | 55.5 | 50.1 |
| Top Speed [km/h] | 63.8 | 63.7 | 60.4 | 59.0 | 56.6 | 53.0 |
| Avg. Dist. to Rail [m] | 5.3 | 3.8 | 2.0 | 0.3 | 3.3 | 4.2 |
| Avg. Stride Freq. [Hz] | 2.3 | 2.4 | 2.3 | 2.3 | 2.3 | 2.2 |
| Avg. Stride Length [m] | 6.2 | 7.1 | 7.0 | 6.9 | 6.8 | 6.4 |



- [] Ranking at each section and finish
- .-.- No data available at this section
- NA No data available



| | |
|--------------------------------|-----------------|
| Horse/Jockey Name | Bandit |
| Final Rank | 9 |
| Fastest Section Time (Section) | 0:11.51 (1000m) |
| Top Speed [km/h] (Section) | 65.5 (1000m) |
| Race State | Finished |



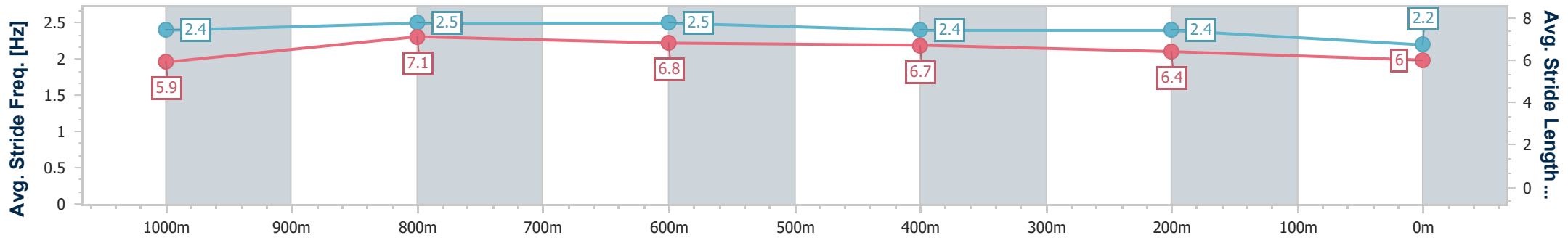
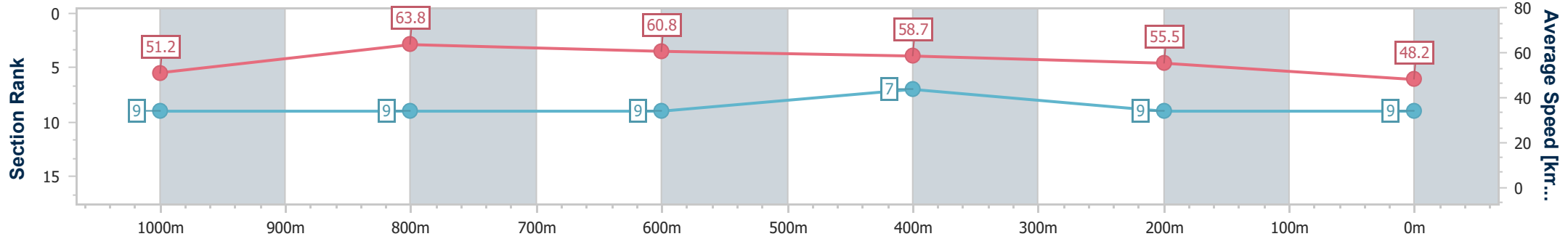
Sunshine Coast QLD Professional
 Race 2: SHERRIN RENTALS PROVINCIAL SPRINTERS SERIES
 (FINAL) BENCHMARK 80 Handicap - 1200m



06 July 2024 - 12:59

Track Rating: Heavy 10, Weather: Showers, Rail Position: True

| Section | Overall | 1000m | 800m | 600m | 400m | 200m |
|------------------------|--------------------------|--------------------------|--------------------------|--------------------------|--------------------------|--------------------------|
| Section Times | 1:18.44 [9] (0:14.11) | 1:04.33 [9] (0:11.51) | 0:52.82 [9] (0:12.27) | 0:40.55 [9] (0:12.63) | 0:27.92 [7] (0:12.99) | 0:14.93 [9] (0:14.93) |
| Average Speed [km/h] | 51.2 | 63.8 | 60.8 | 58.7 | 55.5 | 48.2 |
| Top Speed [km/h] | 64.0 | 65.5 | 62.4 | 60.5 | 56.6 | 53.2 |
| Avg. Dist. to Rail [m] | 12.3 | 7.5 | 5.9 | 5.2 | 9.5 | 7.6 |
| Avg. Stride Freq. [Hz] | 2.4 | 2.5 | 2.5 | 2.4 | 2.4 | 2.2 |
| Avg. Stride Length [m] | 5.9 | 7.1 | 6.8 | 6.7 | 6.4 | 6.0 |



- [] Ranking at each section and finish
- .-.- No data available at this section
- NA No data available



| | |
|--------------------------------|-----------------|
| Horse/Jockey Name | All Stashed Up |
| Final Rank | 10 |
| Fastest Section Time (Section) | 0:11.50 (1000m) |
| Top Speed [km/h] (Section) | 66.0 (1000m) |
| Race State | Finished |



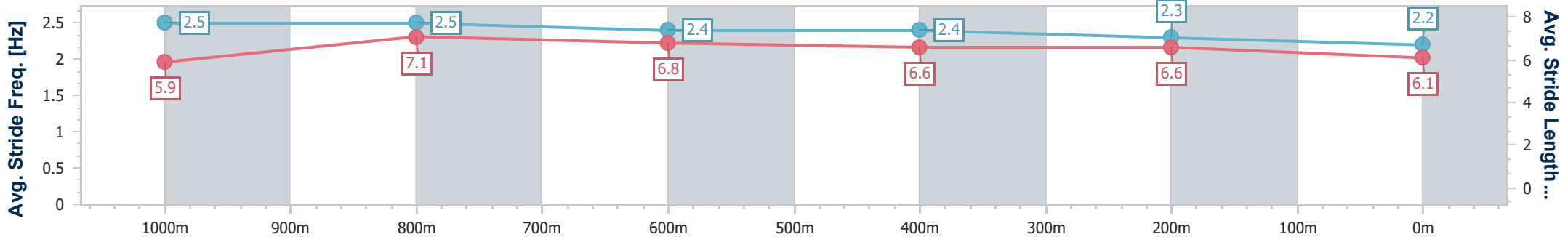
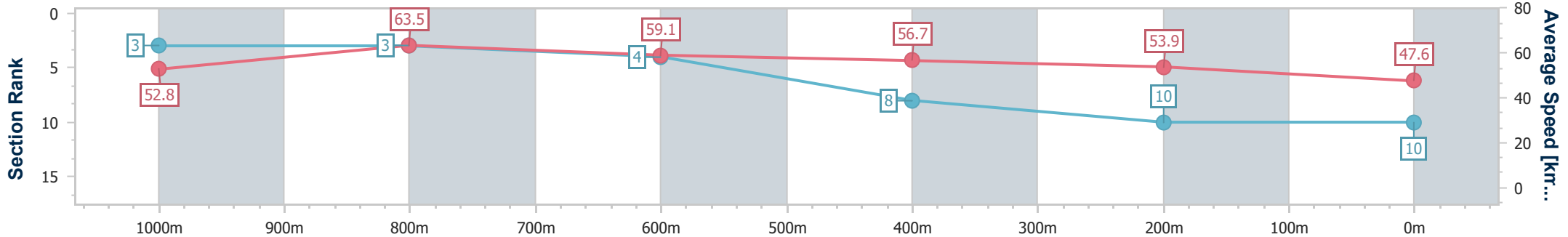
Sunshine Coast QLD Professional
 Race 2: SHERRIN RENTALS PROVINCIAL SPRINTERS SERIES
 (FINAL) BENCHMARK 80 Handicap - 1200m



06 July 2024 - 12:59

Track Rating: Heavy 10, Weather: Showers, Rail Position: True

| Section | Overall | 1000m | 800m | 600m | 400m | 200m |
|------------------------|---------------------------|--------------------------|--------------------------|--------------------------|--------------------------|---------------------------|
| Section Times | 1:18.99 [10] (0:13.64) | 1:05.35 [3] (0:11.50) | 0:53.85 [3] (0:12.42) | 0:41.43 [4] (0:12.96) | 0:28.47 [8] (0:13.38) | 0:15.09 [10] (0:15.09) |
| Average Speed [km/h] | 52.8 | 63.5 | 59.1 | 56.7 | 53.9 | 47.6 |
| Top Speed [km/h] | 66.0 | 66.0 | 61.2 | 58.2 | 56.5 | 50.8 |
| Avg. Dist. to Rail [m] | 13.7 | 6.8 | 3.5 | 3.6 | 7.6 | 6.9 |
| Avg. Stride Freq. [Hz] | 2.5 | 2.5 | 2.4 | 2.4 | 2.3 | 2.2 |
| Avg. Stride Length [m] | 5.9 | 7.1 | 6.8 | 6.6 | 6.6 | 6.1 |



- [] Ranking at each section and finish
- .-.- No data available at this section
- NA No data available



| | |
|--------------------------------|-------------------|
| Horse/Jockey Name | Rollinwiththeflow |
| Final Rank | 11 |
| Fastest Section Time (Section) | 0:11.48 (1000m) |
| Top Speed [km/h] (Section) | 65.3 (1000m) |
| Race State | Finished |



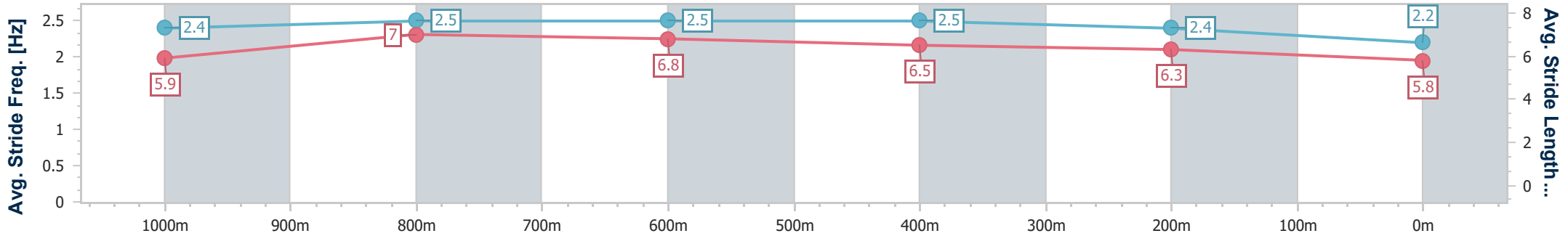
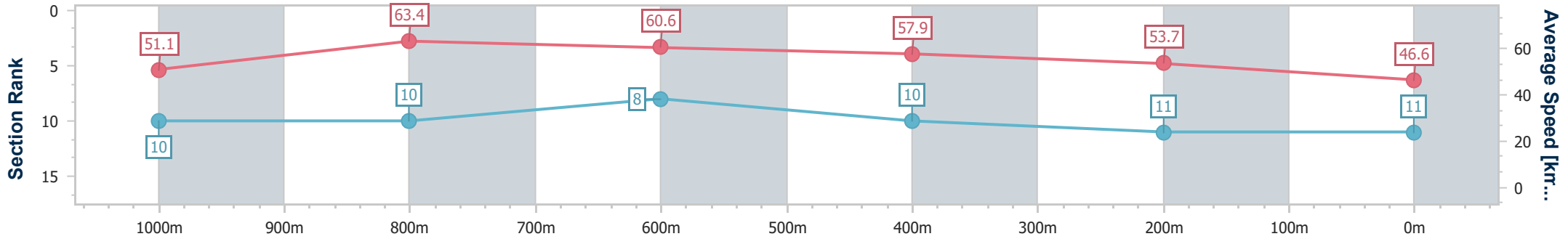
Sunshine Coast QLD Professional
 Race 2: SHERRIN RENTALS PROVINCIAL SPRINTERS SERIES
 (FINAL) BENCHMARK 80 Handicap - 1200m



06 July 2024 - 12:59

Track Rating: Heavy 10, Weather: Showers, Rail Position: True

| Section | Overall | 1000m | 800m | 600m | 400m | 200m |
|------------------------|---------------------------|---------------------------|---------------------------|--------------------------|---------------------------|---------------------------|
| Section Times | 1:19.44 [11] (0:14.17) | 1:05.27 [10] (0:11.48) | 0:53.79 [10] (0:12.19) | 0:41.60 [8] (0:12.74) | 0:28.86 [10] (0:13.41) | 0:15.45 [11] (0:15.45) |
| Average Speed [km/h] | 51.1 | 63.4 | 60.6 | 57.9 | 53.7 | 46.6 |
| Top Speed [km/h] | 65.2 | 65.3 | 62.0 | 60.0 | 56.5 | 52.6 |
| Avg. Dist. to Rail [m] | 10.4 | 6.0 | 4.1 | 3.9 | 8.5 | 8.7 |
| Avg. Stride Freq. [Hz] | 2.4 | 2.5 | 2.5 | 2.5 | 2.4 | 2.2 |
| Avg. Stride Length [m] | 5.9 | 7.0 | 6.8 | 6.5 | 6.3 | 5.8 |



- [] Ranking at each section and finish
- .-.- No data available at this section
- NA No data available