



Sunshine Coast QLD Professional

Race 3: CALOUNDRA RSL BENCHMARK 75 Handicap - 1400m



06 July 2024 - 13:34

Track Rating: Heavy 10, Weather: Showers, Rail Position: True

Section		Overall	1200m	1000m	800m	600m	400m	Last 600m				
Field Times		1:28.90 (0:13.95)	1:14.95 (0:11.55)	1:03.40 (0:12.28)	0:51.12 (0:12.72)	0:38.40 (0:12.79)	0:25.61 (0:12.42)	0:38.40				
Rank	TAB Horse/Jockey	Barrier	Top Speed [km/h]	Fastest Section	Distance Travelled [m]							
1	3 PUNCH LANE Kyle Wilson-Taylor	9	64.5 1200m	0:11.55 1200m	1:28.90 [1] (0:13.95)	1:14.95 [1] (0:11.55)	1:03.40 [1] (0:12.28)	0:51.12 [1] (0:12.72)	0:38.40 [1] (0:12.79)	0:25.61 [1] (0:12.42)	0:38.40	
2	12 REDWOOD SHADOW Angela Jones	5	64.0 1200m	0:11.57 1200m	1:29.27 [2] (0:14.83)	1:14.44 [12] (0:11.57)	1:02.87 [12] (0:12.19)	0:50.68 [11] (0:12.81)	0:37.87 [12] (0:12.54)	0:25.33 [8] (0:12.34)	0:37.87	+2
3	17 DROP THE MIC Samantha Collett	11	62.9 1200m	0:11.70 1200m	1:29.62 [3] (0:14.53)	1:15.09 [10] (0:11.70)	1:03.39 [11] (0:12.20)	0:51.19 [10] (0:12.56)	0:38.63 [8] (0:12.75)	0:25.88 [5] (0:12.46)	0:38.63	+9
4	11 BEDFORD SQUARE Rachel King	3	64.6 1200m	0:11.59 1200m	1:30.53 [4] (0:14.56)	1:15.97 [11] (0:11.59)	1:04.38 [9] (0:12.22)	0:52.16 [9] (0:12.75)	0:39.41 [10] (0:12.86)	0:26.55 [9] (0:12.88)	0:39.41	+7
5	1 NAVAS TWO Emily Lang	12	62.4 Overall	0:11.95 1200m	1:30.55 [5] (0:14.27)	1:16.28 [9] (0:11.95)	1:04.33 [10] (0:12.45)	0:51.88 [12] (0:12.58)	0:39.30 [11] (0:12.74)	0:26.56 [10] (0:12.65)	0:39.30	+13
6	10 REDZOUST Cejay Graham	10	65.2 1200m	0:11.50 1200m	1:30.66 [6] (0:14.11)	1:16.55 [6] (0:11.50)	1:05.05 [2] (0:12.35)	0:52.70 [3] (0:12.62)	0:40.08 [2] (0:12.93)	0:27.15 [3] (0:12.84)	0:40.08	+0
7	8 BOLD PEDRO Nikita Beriman	16	63.8 Overall	0:11.72 1200m	1:30.82 [7] (0:14.11)	1:16.71 [5] (0:11.72)	1:04.99 [6] (0:12.28)	0:52.71 [5] (0:12.67)	0:40.04 [5] (0:12.97)	0:27.07 [6] (0:12.78)	0:40.04	+10
8	4 GALIFIANAKIS Tahlia Fenlon	7	63.3 Overall	0:11.55 1200m	1:31.01 [8] (0:14.24)	1:16.77 [8] (0:11.55)	1:05.22 [5] (0:12.33)	0:52.89 [6] (0:12.76)	0:40.13 [6] (0:12.87)	0:27.26 [7] (0:12.84)	0:40.13	+3
9	16 THUNDER MANIA Robbie Dolan	13	64.2 Overall	0:11.77 1200m	1:31.20 [9] (0:14.07)	1:17.13 [3] (0:11.77)	1:05.36 [7] (0:12.35)	0:53.01 [7] (0:12.78)	0:40.23 [7] (0:13.08)	0:27.15 [11] (0:12.80)	0:40.23	+8
10	2 HOLLYWOOD NORTH Ryan Maloney	4	64.6 1200m	0:11.53 1200m	1:31.28 [10] (0:14.10)	1:17.18 [4] (0:11.53)	1:05.65 [3] (0:12.24)	0:53.41 [2] (0:12.71)	0:40.70 [3] (0:12.90)	0:27.80 [2] (0:12.86)	0:40.70	+3

Scratched: Atlantic Ocean (#7), Zhuang Shi (#13), Colleagues (#15), Sha Of Gomer (#9), Arts Object (#6), Never Give Up (#14)



Sunshine Coast QLD Professional

Race 3: CALOUNDRA RSL BENCHMARK 75 Handicap - 1400m



06 July 2024 - 13:34

Track Rating: Heavy 10, Weather: Showers, Rail Position: True

Section		Overall	1200m	1000m	800m	600m	400m	Last 600m				
Field Times		1:28.90 (0:13.95)	1:14.95 (0:11.55)	1:03.40 (0:12.28)	0:51.12 (0:12.72)	0:38.40 (0:12.79)	0:25.61 (0:12.42)	0:38.40				
Rank	TAB Horse/Jockey	Barrier	Top Speed [km/h]	Fastest Section					Distance Travelled [m]			
11	18 BIRMINGHAM Jim Byrne	15	64.2	0:11.70	1:31.82 [11] Overall 1200m (0:14.01)	1:17.81 [2] (0:11.70)	1:06.11 [4] (0:12.29)	0:53.82 [4] (0:12.66)	0:41.16 [4] (0:12.91)	0:28.25 [4] (0:13.32)	0:41.16	+2
12	5 MAJESTIC BOOM Adin Thompson	2	63.9	0:11.70	1:42.30 [12] Overall 1200m (0:14.21)	1:28.09 [7] (0:11.70)	1:16.39 [8] (0:12.36)	1:04.03 [8] (0:12.81)	0:51.22 [9] (0:14.06)	0:37.16 [12] (0:17.07)	0:51.22	+5

Scratched: Atlantic Ocean (#7), Zhuang Shi (#13), Colleagues (#15), Sha Of Gomer (#9), Arts Object (#6), Never Give Up (#14)



Sunshine Coast QLD Professional

Race 3: CALOUNDRA RSL BENCHMARK 75 Handicap - 1400m



06 July 2024 - 13:34

Track Rating: Heavy 10, Weather: Showers, Rail Position: True

Section				200m				Last 600m	
Field Times				0:13.19 (0:13.19)				0:38.40	
Rank	TAB	Horse/Jockey	Barrier	Top Speed [km/h]	Fastest Section	Margin			Distance Travelled [m]
1	3	PUNCH LANE Kyle Wilson-Taylor	9	64.5 1200m	0:11.55 1200m	0:13.19 [1] (0:13.19)	1:28.90		0:38.40
2	12	REDWOOD SHADOW Angela Jones	5	64.0 1200m	0:11.57 1200m	0:12.99 [3] (0:12.99)	2L		0:37.87 +2
3	17	DROP THE MIC Samantha Collett	11	62.9 1200m	0:11.70 1200m	0:13.42 [2] (0:13.42)	4L		0:38.63 +9
4	11	BEDFORD SQUARE Rachel King	3	64.6 1200m	0:11.59 1200m	0:13.67 [10] (0:13.67)	9.3L		0:39.41 +7
5	1	NAVAS TWO Emily Lang	12	62.4 Overall	0:11.95 1200m	0:13.91 [8] (0:13.91)	9.4L		0:39.30 +13
6	10	REDZOUST Cejay Graham	10	65.2 1200m	0:11.50 1200m	0:14.31 [5] (0:14.31)	9.9L		0:40.08 +0
7	8	BOLD PEDRO Nikita Beriman	16	63.8 Overall	0:11.72 1200m	0:14.29 [6] (0:14.29)	10.7L		0:40.04 +10
8	4	GALIFIANAKIS Tahlia Fenlon	7	63.3 Overall	0:11.55 1200m	0:14.42 [7] (0:14.42)	11.7L		0:40.13 +3
9	16	THUNDER MANIA Robbie Dolan	13	64.2 Overall	0:11.77 1200m	0:14.35 [9] (0:14.35)	12.7L		0:40.23 +8
10	2	HOLLYWOOD NORTH Ryan Maloney	4	64.6 1200m	0:11.53 1200m	0:14.94 [4] (0:14.94)	13L		0:40.70 +3

Scratched: Atlantic Ocean (#7), Zhuang Shi (#13), Colleagues (#15), Sha Of Gomer (#9), Arts Object (#6), Never Give Up (#14)



Sunshine Coast QLD Professional
Race 3: CALOUNDRA RSL BENCHMARK 75 Handicap - 1400m
06 July 2024 - 13:34



Track Rating: Heavy 10, Weather: Showers, Rail Position: True

Section				200m				Last 600m		
Field Times				0:13.19 (0:13.19)				0:38.40		
Rank	TAB	Horse/Jockey	Barrier	Top Speed [km/h]	Fastest Section	Margin			Distance Travelled [m]	
11	18	BIRMINGHAM	15	64.2	0:11.70	0:14.93 [11]	16L		0:41.16	+2
		Jim Byrne		Overall	1200m	(0:14.93)				
12	5	MAJESTIC BOOM	2	63.9	0:11.70	0:20.09 [12]	77.5L		0:51.22	+5
		Adin Thompson		Overall	1200m	(0:20.09)				

Scratched: Atlantic Ocean (#7), Zhuang Shi (#13), Colleagues (#15), Sha Of Gomer (#9), Arts Object (#6), Never Give Up (#14)



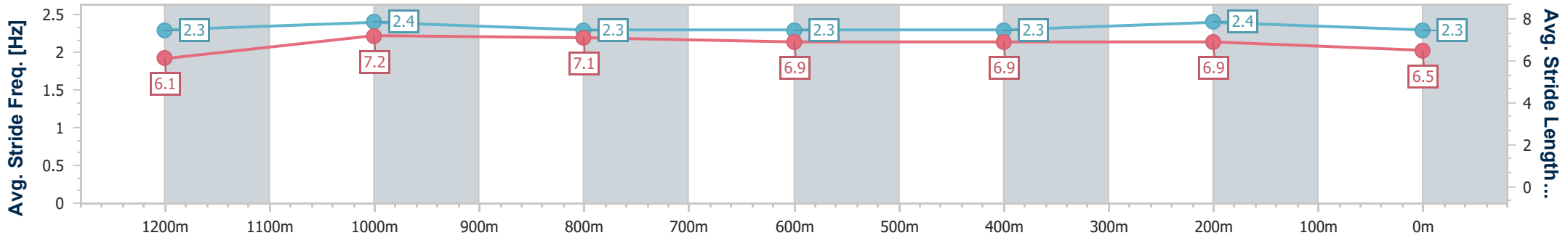
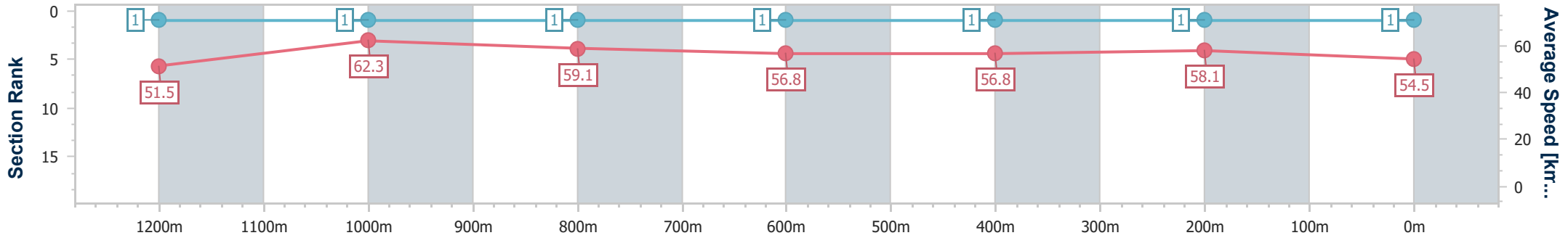
Horse/Jockey Name	Punch Lane
Final Rank	1
Fastest Section Time (Section)	0:11.55 (1200m)
Top Speed [km/h] (Section)	64.5 (1200m)
Race State	Finished



Sunshine Coast QLD Professional
 Race 3: CALOUNDRA RSL BENCHMARK 75 Handicap - 1400m
 06 July 2024 - 13:34
 Track Rating: Heavy 10, Weather: Showers, Rail Position: True



Section	Overall	1200m	1000m	800m	600m	400m	200m
Section Times	1:28.90 [1] (0:13.95)	1:14.95 [1] (0:11.55)	1:03.40 [1] (0:12.28)	0:51.12 [1] (0:12.72)	0:38.40 [1] (0:12.79)	0:25.61 [1] (0:12.42)	0:13.19 [1] (0:13.19)
Average Speed [km/h]	51.5	62.3	59.1	56.8	56.8	58.1	54.5
Top Speed [km/h]	64.1	64.5	60.6	57.8	57.9	58.5	57.9
Avg. Dist. to Rail [m]	10.3	6.9	3.6	0.9	1.1	4.9	6.3
Avg. Stride Freq. [Hz]	2.3	2.4	2.3	2.3	2.3	2.4	2.3
Avg. Stride Length [m]	6.1	7.2	7.1	6.9	6.9	6.9	6.5



- [] Ranking at each section and finish
- .-.- No data available at this section
- NA No data available



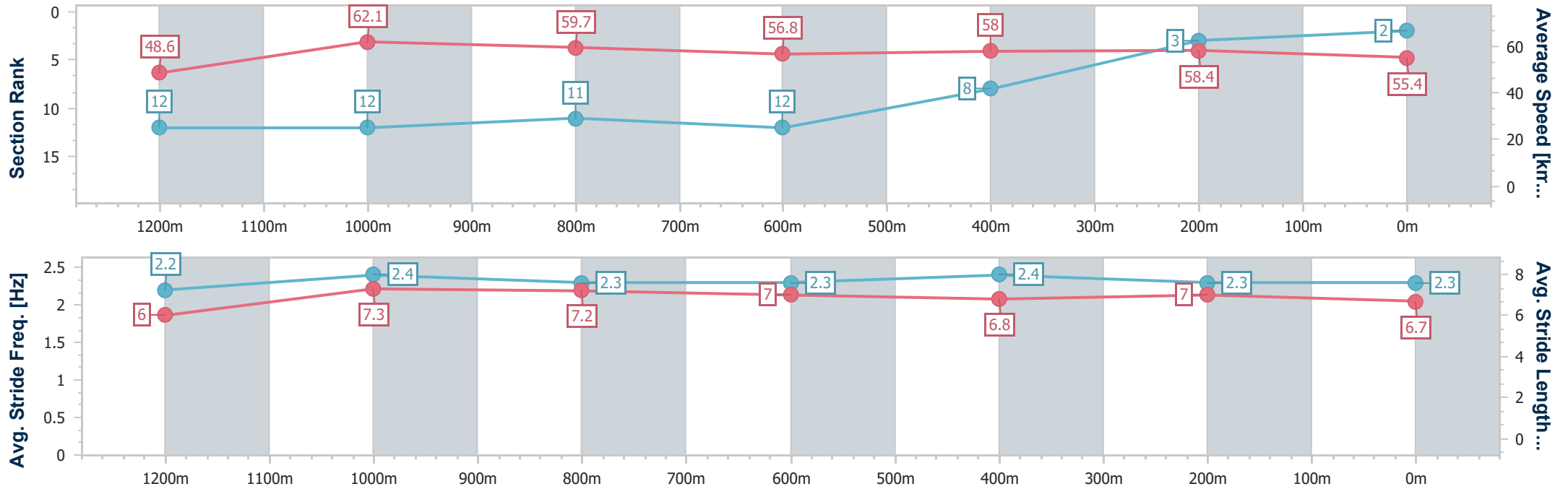
Horse/Jockey Name	Redwood Shadow
Final Rank	2
Fastest Section Time (Section)	0:11.57 (1200m)
Top Speed [km/h] (Section)	64.0 (1200m)
Race State	Finished



Sunshine Coast QLD Professional
 Race 3: CALOUNDRA RSL BENCHMARK 75 Handicap - 1400m
 06 July 2024 - 13:34
 Track Rating: Heavy 10, Weather: Showers, Rail Position: True



Section	Overall	1200m	1000m	800m	600m	400m	200m
Section Times	1:29.27 [2] (0:14.83)	1:14.44 [12] (0:11.57)	1:02.87 [12] (0:12.19)	0:50.68 [11] (0:12.81)	0:37.87 [12] (0:12.54)	0:25.33 [8] (0:12.34)	0:12.99 [3] (0:12.99)
Average Speed [km/h]	48.6	62.1	59.7	56.8	58.0	58.4	55.4
Top Speed [km/h]	61.9	64.0	60.6	57.8	58.7	59.3	58.0
Avg. Dist. to Rail [m]	8.8	6.4	4.0	1.9	1.7	5.4	6.0
Avg. Stride Freq. [Hz]	2.2	2.4	2.3	2.3	2.4	2.3	2.3
Avg. Stride Length [m]	6.0	7.3	7.2	7.0	6.8	7.0	6.7



- [] Ranking at each section and finish
- .-.- No data available at this section
- NA No data available



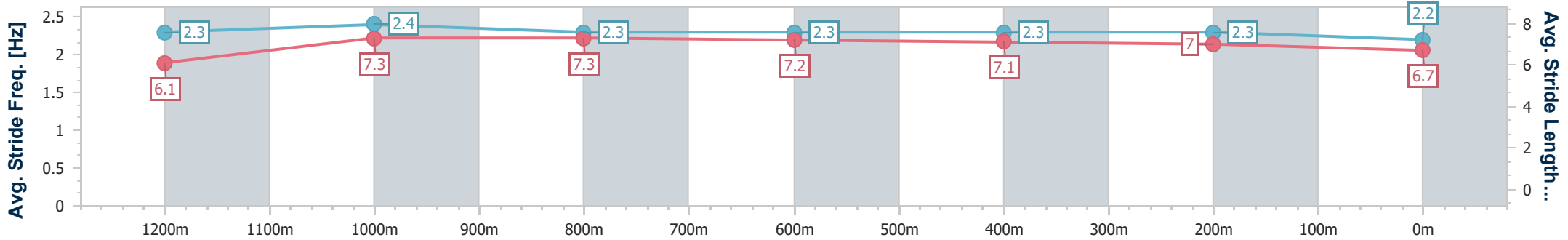
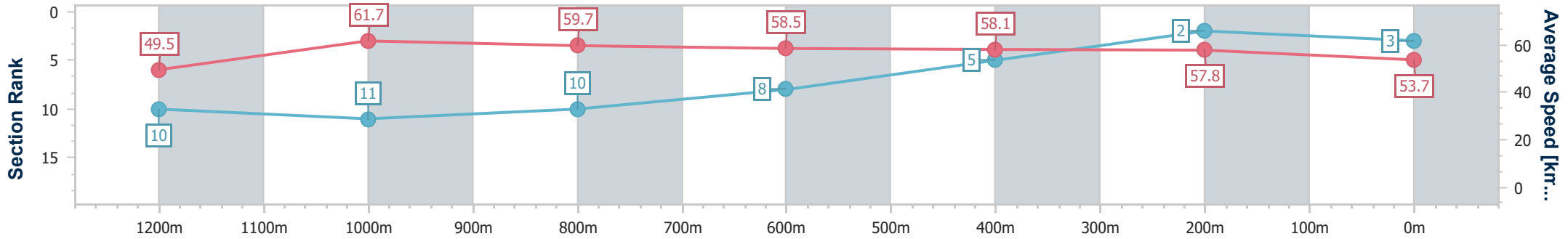
Horse/Jockey Name	Drop The Mic
Final Rank	3
Fastest Section Time (Section)	0:11.70 (1200m)
Top Speed [km/h] (Section)	62.9 (1200m)
Race State	Finished



Sunshine Coast QLD Professional
 Race 3: CALOUNDRA RSL BENCHMARK 75 Handicap - 1400m
 06 July 2024 - 13:34
 Track Rating: Heavy 10, Weather: Showers, Rail Position: True



Section	Overall	1200m	1000m	800m	600m	400m	200m
Section Times	1:29.62 [3] (0:14.53)	1:15.09 [10] (0:11.70)	1:03.39 [11] (0:12.20)	0:51.19 [10] (0:12.56)	0:38.63 [8] (0:12.75)	0:25.88 [5] (0:12.46)	0:13.42 [2] (0:13.42)
Average Speed [km/h]	49.5	61.7	59.7	58.5	58.1	57.8	53.7
Top Speed [km/h]	62.8	62.9	60.6	59.2	58.6	58.5	57.0
Avg. Dist. to Rail [m]	11.5	9.0	6.3	3.4	4.7	9.1	8.4
Avg. Stride Freq. [Hz]	2.3	2.4	2.3	2.3	2.3	2.3	2.2
Avg. Stride Length [m]	6.1	7.3	7.3	7.2	7.1	7.0	6.7



- [] Ranking at each section and finish
- .-.- No data available at this section
- NA No data available



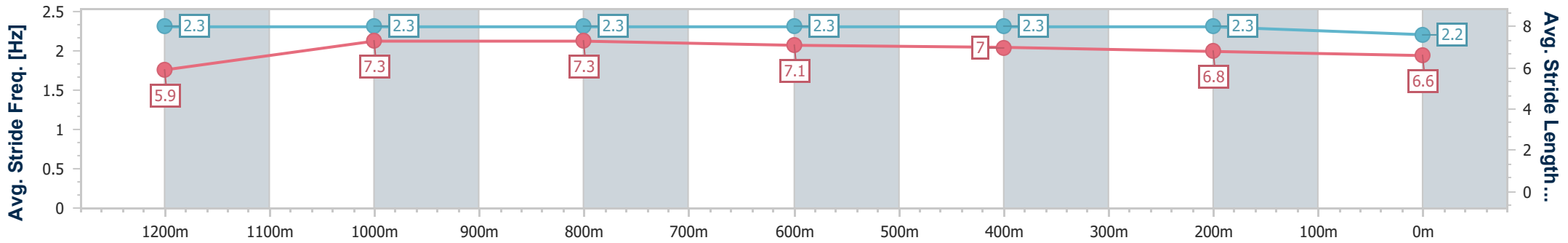
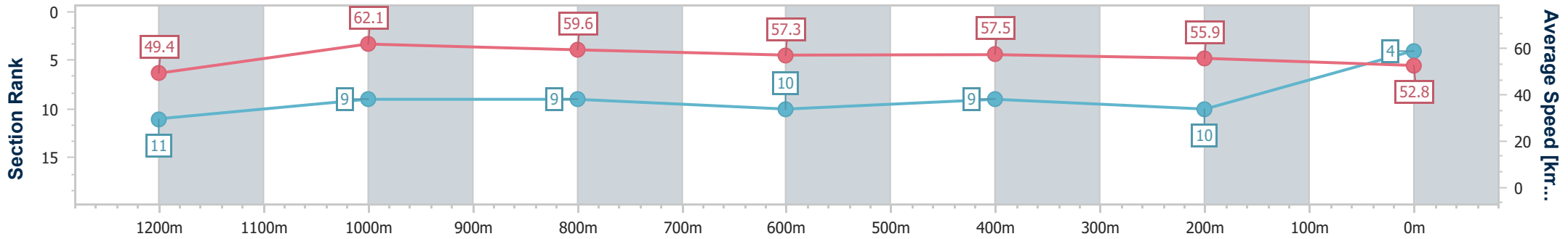
Horse/Jockey Name	Bedford Square
Final Rank	4
Fastest Section Time (Section)	0:11.59 (1200m)
Top Speed [km/h] (Section)	64.6 (1200m)
Race State	Finished



Sunshine Coast QLD Professional
 Race 3: CALOUNDRA RSL BENCHMARK 75 Handicap - 1400m
 06 July 2024 - 13:34
 Track Rating: Heavy 10, Weather: Showers, Rail Position: True



Section	Overall	1200m	1000m	800m	600m	400m	200m
Section Times	1:30.53 [4] (0:14.56)	1:15.97 [11] (0:11.59)	1:04.38 [9] (0:12.22)	0:52.16 [9] (0:12.75)	0:39.41 [10] (0:12.86)	0:26.55 [9] (0:12.88)	0:13.67 [10] (0:13.67)
Average Speed [km/h]	49.4	62.1	59.6	57.3	57.5	55.9	52.8
Top Speed [km/h]	64.5	64.6	60.4	58.6	57.7	57.0	55.6
Avg. Dist. to Rail [m]	7.9	5.9	4.8	2.7	4.3	10.0	10.9
Avg. Stride Freq. [Hz]	2.3	2.3	2.3	2.3	2.3	2.3	2.2
Avg. Stride Length [m]	5.9	7.3	7.3	7.1	7.0	6.8	6.6



- [] Ranking at each section and finish
- .-.- No data available at this section
- NA No data available



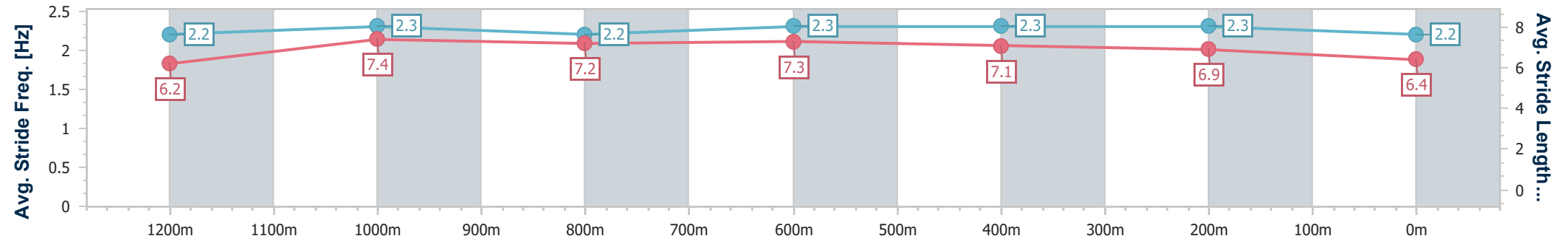
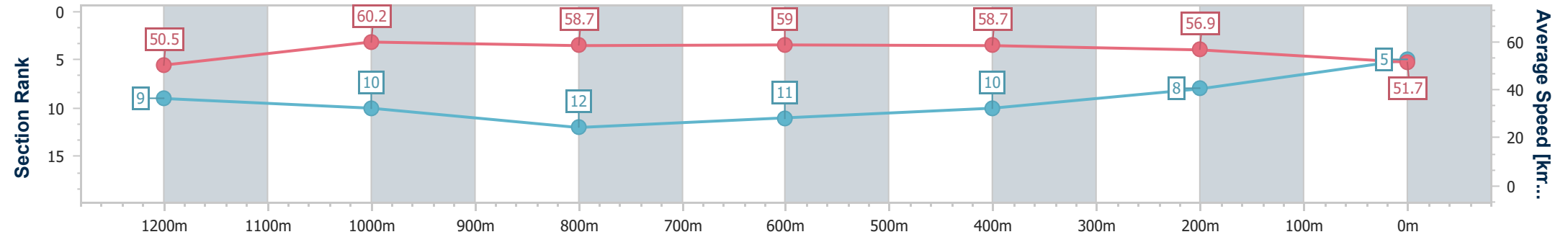
Horse/Jockey Name	Navas Two
Final Rank	5
Fastest Section Time (Section)	0:11.95 (1200m)
Top Speed [km/h] (Section)	62.4 (Overall)
Race State	Finished



Sunshine Coast QLD Professional
 Race 3: CALOUNDRA RSL BENCHMARK 75 Handicap - 1400m
 06 July 2024 - 13:34
 Track Rating: Heavy 10, Weather: Showers, Rail Position: True



Section	Overall	1200m	1000m	800m	600m	400m	200m
Section Times	1:30.55 [5] (0:14.27)	1:16.28 [9] (0:11.95)	1:04.33 [10] (0:12.45)	0:51.88 [12] (0:12.58)	0:39.30 [11] (0:12.74)	0:26.56 [10] (0:12.65)	0:13.91 [8] (0:13.91)
Average Speed [km/h]	50.5	60.2	58.7	59.0	58.7	56.9	51.7
Top Speed [km/h]	62.4	61.7	59.5	59.3	60.4	58.1	55.4
Avg. Dist. to Rail [m]	13.0	8.5	6.3	5.0	6.5	11.2	10.3
Avg. Stride Freq. [Hz]	2.2	2.3	2.2	2.3	2.3	2.3	2.2
Avg. Stride Length [m]	6.2	7.4	7.2	7.3	7.1	6.9	6.4



- [] Ranking at each section and finish
- .-.-.- No data available at this section
- NA No data available



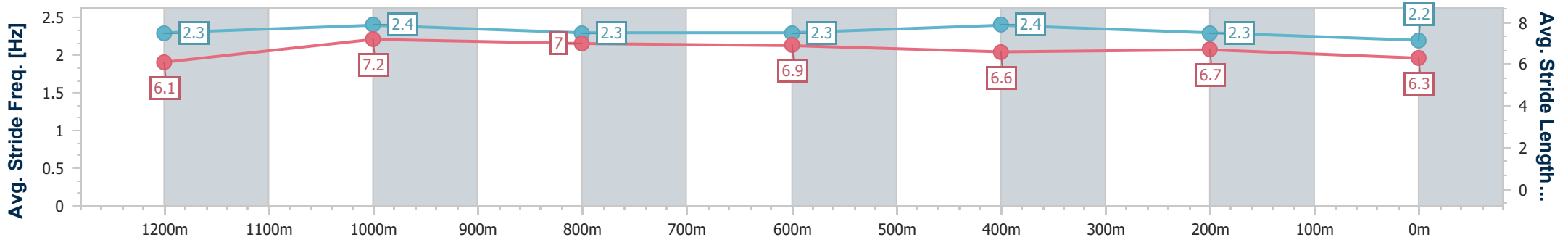
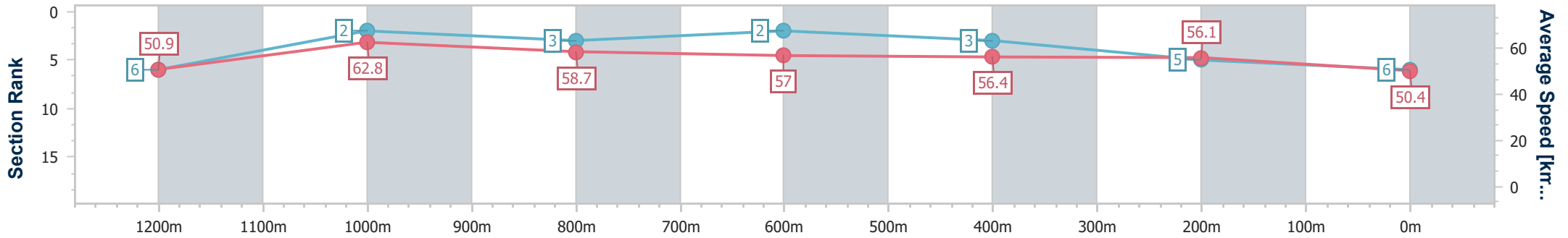
Horse/Jockey Name	Redzoust
Final Rank	6
Fastest Section Time (Section)	0:11.50 (1200m)
Top Speed [km/h] (Section)	65.2 (1200m)
Race State	Finished



Sunshine Coast QLD Professional
 Race 3: CALOUNDRA RSL BENCHMARK 75 Handicap - 1400m
 06 July 2024 - 13:34
 Track Rating: Heavy 10, Weather: Showers, Rail Position: True



Section	Overall	1200m	1000m	800m	600m	400m	200m
Section Times	1:30.66 [6] (0:14.11)	1:16.55 [6] (0:11.50)	1:05.05 [2] (0:12.35)	0:52.70 [3] (0:12.62)	0:40.08 [2] (0:12.93)	0:27.15 [3] (0:12.84)	0:14.31 [5] (0:14.31)
Average Speed [km/h]	50.9	62.8	58.7	57.0	56.4	56.1	50.4
Top Speed [km/h]	64.6	65.2	60.4	57.8	57.3	57.1	54.7
Avg. Dist. to Rail [m]	11.3	8.4	5.1	0.9	2.2	6.6	6.6
Avg. Stride Freq. [Hz]	2.3	2.4	2.3	2.3	2.4	2.3	2.2
Avg. Stride Length [m]	6.1	7.2	7.0	6.9	6.6	6.7	6.3



- [] Ranking at each section and finish
- .-.- No data available at this section
- NA No data available



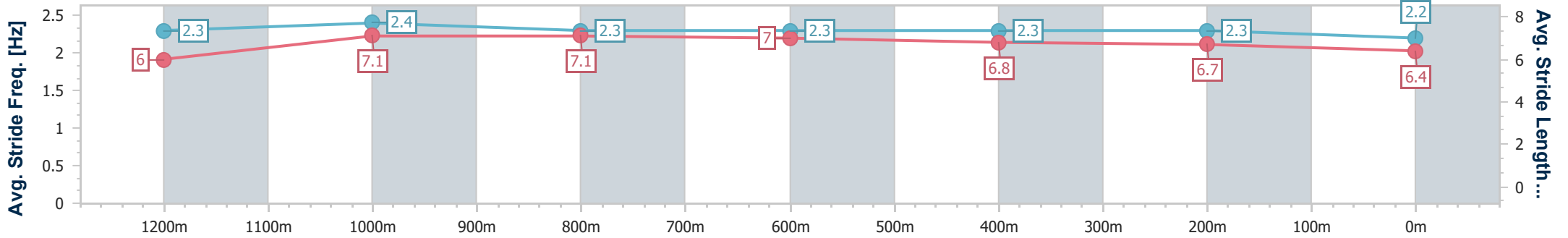
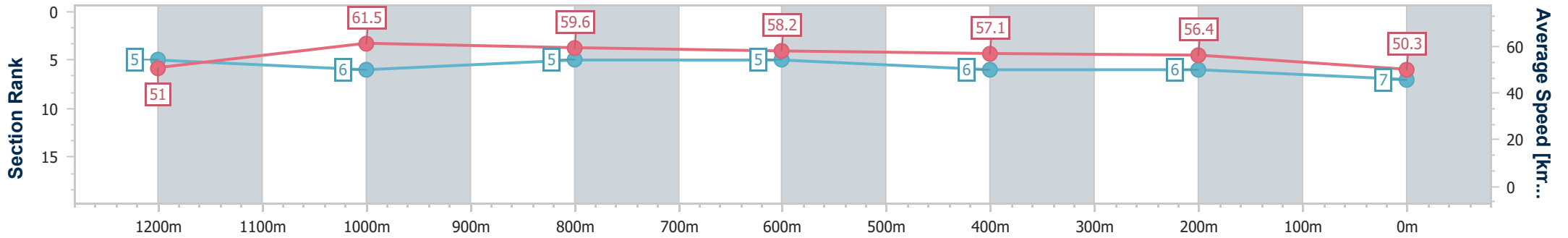
Horse/Jockey Name	Bold Pedro
Final Rank	7
Fastest Section Time (Section)	0:11.72 (1200m)
Top Speed [km/h] (Section)	63.8 (Overall)
Race State	Finished



Sunshine Coast QLD Professional
 Race 3: CALOUNDRA RSL BENCHMARK 75 Handicap - 1400m
 06 July 2024 - 13:34
 Track Rating: Heavy 10, Weather: Showers, Rail Position: True



Section	Overall	1200m	1000m	800m	600m	400m	200m
Section Times	1:30.82 [7] (0:14.11)	1:16.71 [5] (0:11.72)	1:04.99 [6] (0:12.28)	0:52.71 [5] (0:12.67)	0:40.04 [5] (0:12.97)	0:27.07 [6] (0:12.78)	0:14.29 [6] (0:14.29)
Average Speed [km/h]	51.0	61.5	59.6	58.2	57.1	56.4	50.3
Top Speed [km/h]	63.8	63.4	60.4	59.7	58.3	58.2	53.9
Avg. Dist. to Rail [m]	16.3	12.1	7.1	4.8	4.6	7.8	7.9
Avg. Stride Freq. [Hz]	2.3	2.4	2.3	2.3	2.3	2.3	2.2
Avg. Stride Length [m]	6.0	7.1	7.1	7.0	6.8	6.7	6.4



- [] Ranking at each section and finish
- .-.- No data available at this section
- NA No data available



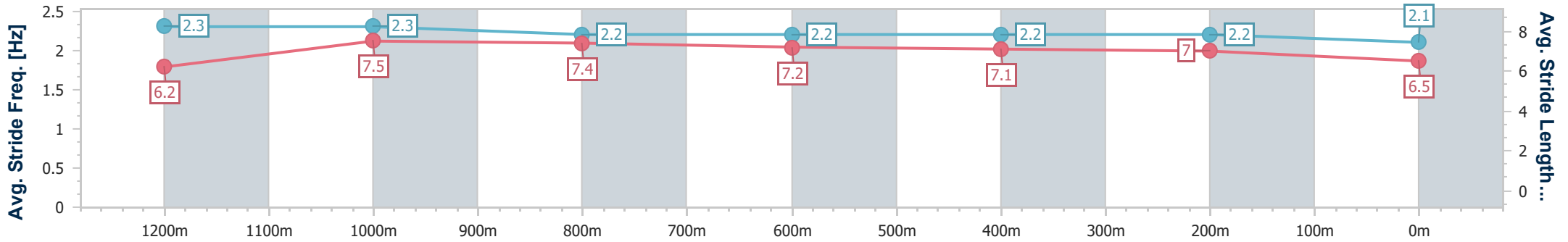
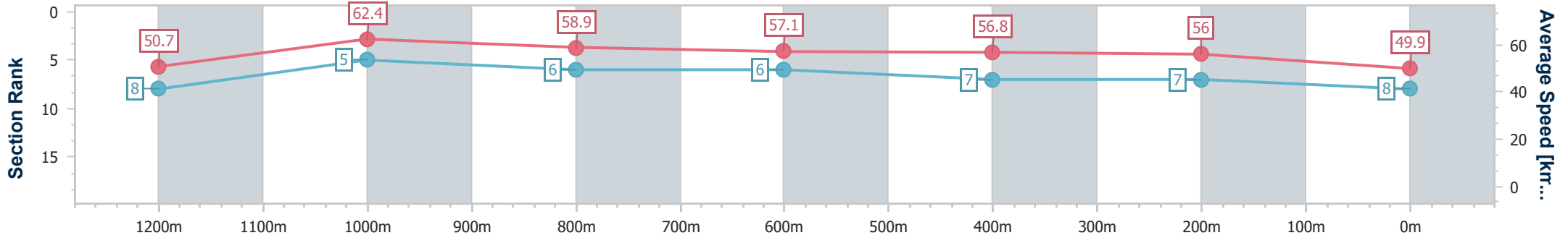
Horse/Jockey Name	Galifianakis
Final Rank	8
Fastest Section Time (Section)	0:11.55 (1200m)
Top Speed [km/h] (Section)	63.3 (Overall)
Race State	Finished



Sunshine Coast QLD Professional
 Race 3: CALOUNDRA RSL BENCHMARK 75 Handicap - 1400m
 06 July 2024 - 13:34
 Track Rating: Heavy 10, Weather: Showers, Rail Position: True



Section	Overall	1200m	1000m	800m	600m	400m	200m
Section Times	1:31.01 [8] (0:14.24)	1:16.77 [8] (0:11.55)	1:05.22 [5] (0:12.33)	0:52.89 [6] (0:12.76)	0:40.13 [6] (0:12.87)	0:27.26 [7] (0:12.84)	0:14.42 [7] (0:14.42)
Average Speed [km/h]	50.7	62.4	58.9	57.1	56.8	56.0	49.9
Top Speed [km/h]	63.3	63.2	60.6	58.0	57.2	57.4	53.5
Avg. Dist. to Rail [m]	9.1	6.4	4.6	1.9	2.2	6.3	7.5
Avg. Stride Freq. [Hz]	2.3	2.3	2.2	2.2	2.2	2.2	2.1
Avg. Stride Length [m]	6.2	7.5	7.4	7.2	7.1	7.0	6.5



- [] Ranking at each section and finish
- .-.- No data available at this section
- NA No data available



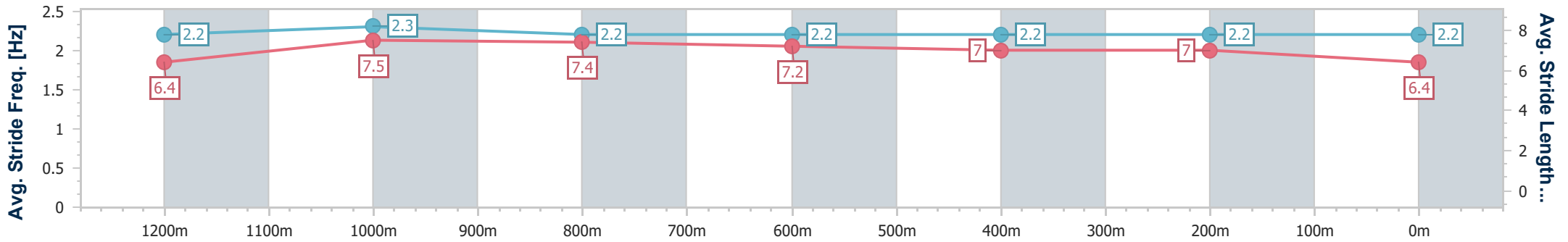
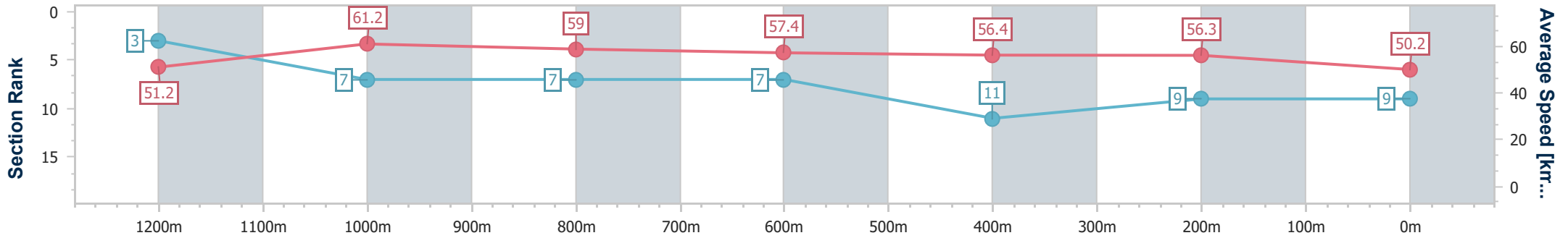
Horse/Jockey Name	Thunder Mania
Final Rank	9
Fastest Section Time (Section)	0:11.77 (1200m)
Top Speed [km/h] (Section)	64.2 (Overall)
Race State	Finished



Sunshine Coast QLD Professional
 Race 3: CALOUNDRA RSL BENCHMARK 75 Handicap - 1400m
 06 July 2024 - 13:34
 Track Rating: Heavy 10, Weather: Showers, Rail Position: True



Section	Overall	1200m	1000m	800m	600m	400m	200m
Section Times	1:31.20 [9] (0:14.07)	1:17.13 [3] (0:11.77)	1:05.36 [7] (0:12.35)	0:53.01 [7] (0:12.78)	0:40.23 [7] (0:13.08)	0:27.15 [11] (0:12.80)	0:14.35 [9] (0:14.35)
Average Speed [km/h]	51.2	61.2	59.0	57.4	56.4	56.3	50.2
Top Speed [km/h]	64.2	63.1	59.4	58.7	57.8	58.0	55.1
Avg. Dist. to Rail [m]	14.3	9.6	5.7	3.1	4.9	9.7	9.6
Avg. Stride Freq. [Hz]	2.2	2.3	2.2	2.2	2.2	2.2	2.2
Avg. Stride Length [m]	6.4	7.5	7.4	7.2	7.0	7.0	6.4



- [] Ranking at each section and finish
- .-.- No data available at this section
- NA No data available



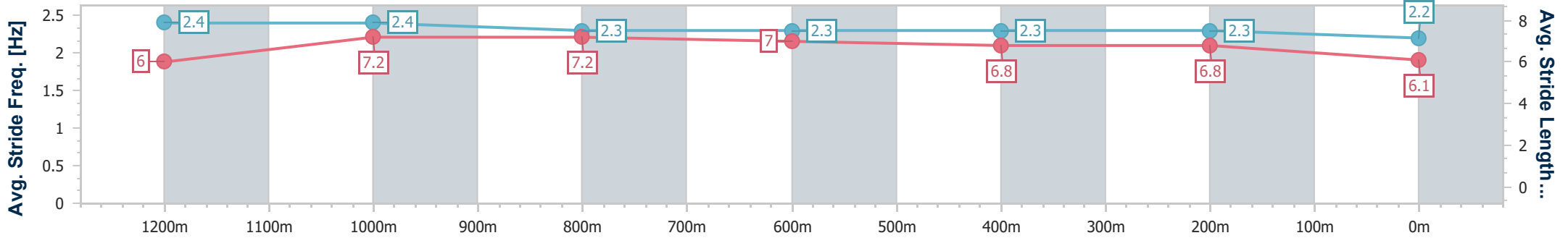
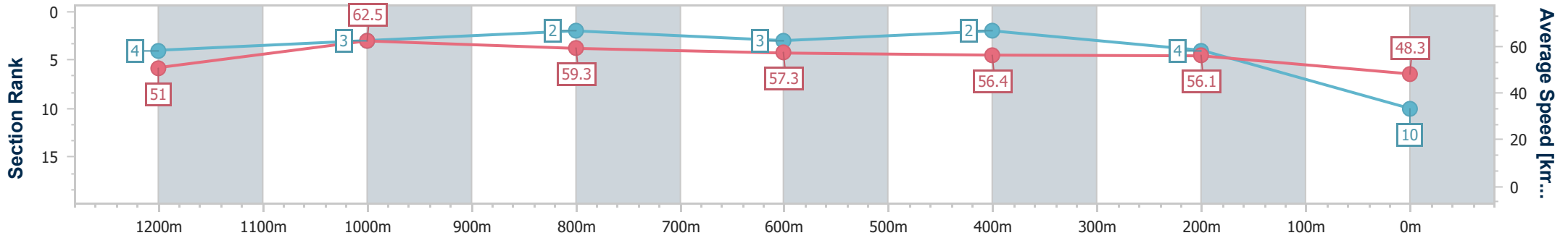
Horse/Jockey Name	Hollywood North
Final Rank	10
Fastest Section Time (Section)	0:11.53 (1200m)
Top Speed [km/h] (Section)	64.6 (1200m)
Race State	Finished



Sunshine Coast QLD Professional
 Race 3: CALOUNDRA RSL BENCHMARK 75 Handicap - 1400m
 06 July 2024 - 13:34
 Track Rating: Heavy 10, Weather: Showers, Rail Position: True



Section	Overall	1200m	1000m	800m	600m	400m	200m
Section Times	1:31.28 [10] (0:14.10)	1:17.18 [4] (0:11.53)	1:05.65 [3] (0:12.24)	0:53.41 [2] (0:12.71)	0:40.70 [3] (0:12.90)	0:27.80 [2] (0:12.86)	0:14.94 [4] (0:14.94)
Average Speed [km/h]	51.0	62.5	59.3	57.3	56.4	56.1	48.3
Top Speed [km/h]	64.4	64.6	59.7	57.8	56.8	57.2	53.4
Avg. Dist. to Rail [m]	8.1	5.9	4.1	1.9	2.1	4.7	4.1
Avg. Stride Freq. [Hz]	2.4	2.4	2.3	2.3	2.3	2.3	2.2
Avg. Stride Length [m]	6.0	7.2	7.2	7.0	6.8	6.8	6.1



- [] Ranking at each section and finish
- .-.- No data available at this section
- NA No data available



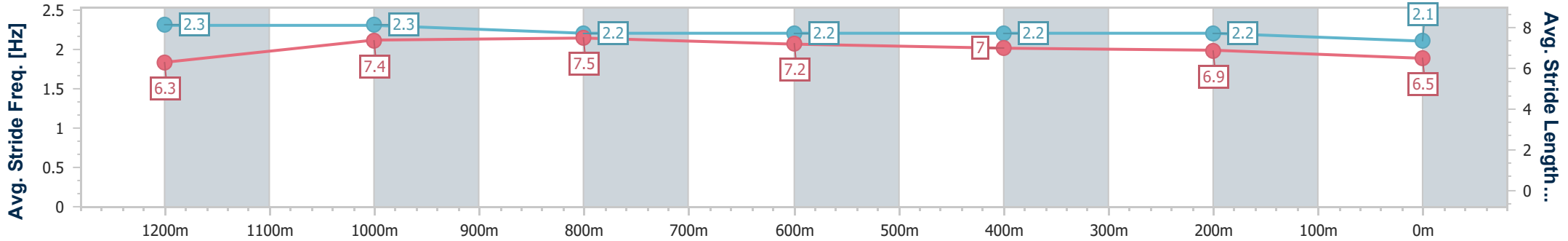
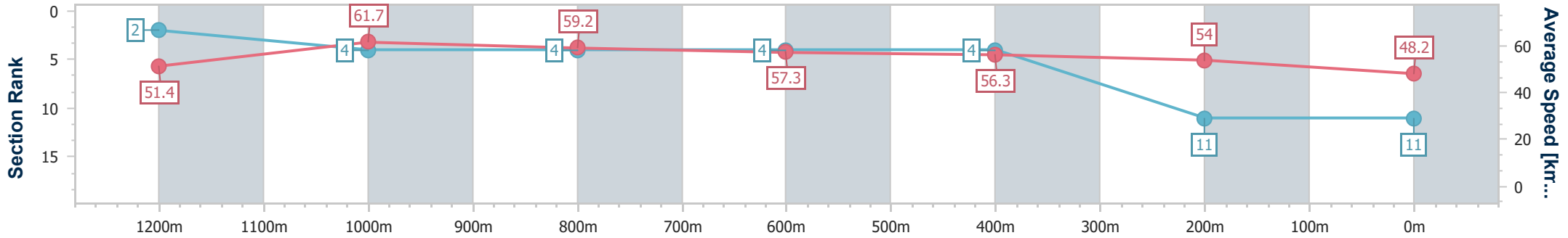
Horse/Jockey Name	Birmingham
Final Rank	11
Fastest Section Time (Section)	0:11.70 (1200m)
Top Speed [km/h] (Section)	64.2 (Overall)
Race State	Finished



Sunshine Coast QLD Professional
 Race 3: CALOUNDRA RSL BENCHMARK 75 Handicap - 1400m
 06 July 2024 - 13:34
 Track Rating: Heavy 10, Weather: Showers, Rail Position: True



Section	Overall	1200m	1000m	800m	600m	400m	200m
Section Times	1:31.82 [11] (0:14.01)	1:17.81 [2] (0:11.70)	1:06.11 [4] (0:12.29)	0:53.82 [4] (0:12.66)	0:41.16 [4] (0:12.91)	0:28.25 [4] (0:13.32)	0:14.93 [11] (0:14.93)
Average Speed [km/h]	51.4	61.7	59.2	57.3	56.3	54.0	48.2
Top Speed [km/h]	64.2	63.1	60.1	58.2	57.0	55.4	52.7
Avg. Dist. to Rail [m]	15.0	10.7	5.4	1.4	1.3	6.4	7.4
Avg. Stride Freq. [Hz]	2.3	2.3	2.2	2.2	2.2	2.2	2.1
Avg. Stride Length [m]	6.3	7.4	7.5	7.2	7.0	6.9	6.5



- [] Ranking at each section and finish
- .-.- No data available at this section
- NA No data available



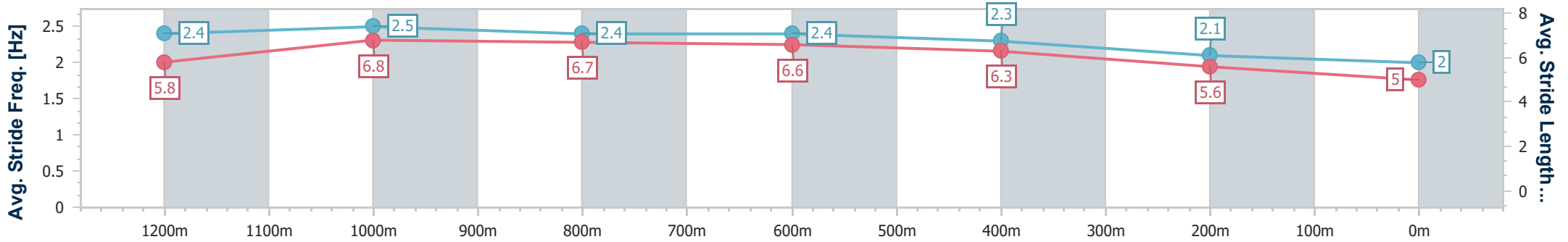
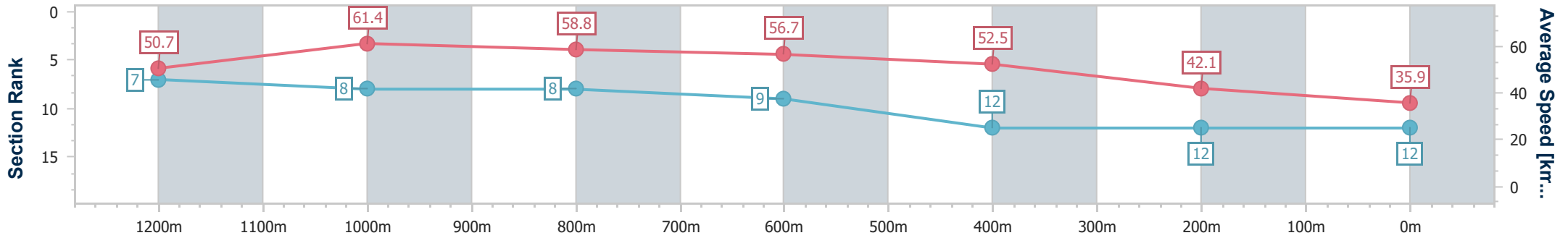
Horse/Jockey Name	Majestic Boom
Final Rank	12
Fastest Section Time (Section)	0:11.70 (1200m)
Top Speed [km/h] (Section)	63.9 (Overall)
Race State	Finished



Sunshine Coast QLD Professional
 Race 3: CALOUNDRA RSL BENCHMARK 75 Handicap - 1400m
 06 July 2024 - 13:34
 Track Rating: Heavy 10, Weather: Showers, Rail Position: True



Section	Overall	1200m	1000m	800m	600m	400m	200m
Section Times	1:42.30 [12] (0:14.21)	1:28.09 [7] (0:11.70)	1:16.39 [8] (0:12.36)	1:04.03 [8] (0:12.81)	0:51.22 [9] (0:14.06)	0:37.16 [12] (0:17.07)	0:20.09 [12] (0:20.09)
Average Speed [km/h]	50.7	61.4	58.8	56.7	52.5	42.1	35.9
Top Speed [km/h]	63.9	63.8	59.9	58.3	55.9	45.7	38.5
Avg. Dist. to Rail [m]	6.6	4.5	3.5	1.9	4.0	7.2	9.8
Avg. Stride Freq. [Hz]	2.4	2.5	2.4	2.4	2.3	2.1	2.0
Avg. Stride Length [m]	5.8	6.8	6.7	6.6	6.3	5.6	5.0



- [] Ranking at each section and finish
- .-.- No data available at this section
- NA No data available