



Sunshine Coast QLD Professional
Race 4: SUNSHINE COAST BUSINESS SOLUTIONS Class 6 Plate (4YO
only QTIS bonuses applicable) - 1000m
06 July 2024 - 14:10



Track Rating: Heavy 10, Weather: Showers, Rail Position: True

Section		Overall									Last 600m		
Field Times		1:01.92 (0:13.75)									0:36.84		
		800m			600m			400m			200m		
		0:48.17 (0:11.33)			0:36.84 (0:11.80)			0:25.04 (0:11.86)			0:13.18 (0:13.18)		
Rank	TAB Horse/Jockey	Barrier	Top Speed [km/h]	Fastest Section	Overall	800m	600m	400m	200m	Margin	Last 600m	Distance Travelled [m]	
1	7 HAKKAI MARU Robbie Dolan	6	66.4 800m	0:11.30 800m	1:01.92 [1] (0:14.28)	0:47.64 [8] (0:11.30)	0:36.34 [7] (0:11.87)	0:24.47 [7] (0:11.63)	0:12.84 [3] (0:12.84)	1:01.92	0:36.34		
2	10 MR GALAZI Georgina Cartwright	5	65.3 800m	0:11.26 800m	1:01.93 [2] (0:13.87)	0:48.06 [2] (0:11.26)	0:36.80 [2] (0:11.75)	0:25.05 [1] (0:11.86)	0:13.19 [1] (0:13.19)	0.1L	0:36.80	-3	
3	11 SINGLE TOUCH Justin Huxtable	1	64.5 800m	0:11.43 800m	1:02.36 [3] (0:14.09)	0:48.27 [6] (0:11.43)	0:36.84 [6] (0:11.79)	0:25.05 [5] (0:11.80)	0:13.25 [4] (0:13.25)	2.6L	0:36.84	-2	
4	1 GOLDSBOROUGH Nikita Beriman	2	65.9 800m	0:11.27 800m	1:02.91 [4] (0:14.05)	0:48.86 [4] (0:11.27)	0:37.59 [3] (0:11.81)	0:25.78 [3] (0:11.93)	0:13.85 [2] (0:13.85)	5.6L	0:37.59	+2	
5	6 ZOOMETEOR Angela Jones	16	66.4 800m	0:11.33 800m	1:03.16 [5] (0:13.75)	0:49.41 [1] (0:11.33)	0:38.08 [1] (0:11.96)	0:26.12 [2] (0:12.12)	0:14.00 [5] (0:14.00)	6.9L	0:38.08	+2	
6	13 BURNISH GOLD Michael Rodd	9	66.0 800m	0:11.34 800m	1:03.38 [6] (0:14.03)	0:49.35 [3] (0:11.34)	0:38.01 [5] (0:11.92)	0:26.09 [4] (0:11.93)	0:14.16 [6] (0:14.16)	8.2L	0:38.01	+6	
7	4 VODKA MARTINI Cejay Graham	3	66.0 800m	0:11.28 800m	1:03.48 [7] (0:14.07)	0:49.41 [5] (0:11.28)	0:38.13 [4] (0:12.03)	0:26.10 [6] (0:12.11)	0:13.99 [7] (0:13.99)	8.7L	0:38.13	+3	
8	12 UNCLE RUSS Samantha Collett	14	66.0 800m	0:11.40 800m	1:04.22 [8] (0:14.21)	0:50.01 [7] (0:11.40)	0:38.61 [8] (0:11.84)	0:26.77 [8] (0:12.29)	0:14.48 [8] (0:14.48)	13L	0:38.61	+6	

Scratched: Osamu (#3), Mouette (#16), My Snow Queen (#14), Immoral (#2), Mabel (#8), Jayanthi (#15), Better Rain (#9), Deep Blast (#5)



Horse/Jockey Name	Hakkai Maru
Final Rank	1
Fastest Section Time (Section)	0:11.30 (800m)
Top Speed [km/h] (Section)	66.4 (800m)
Race State	Finished



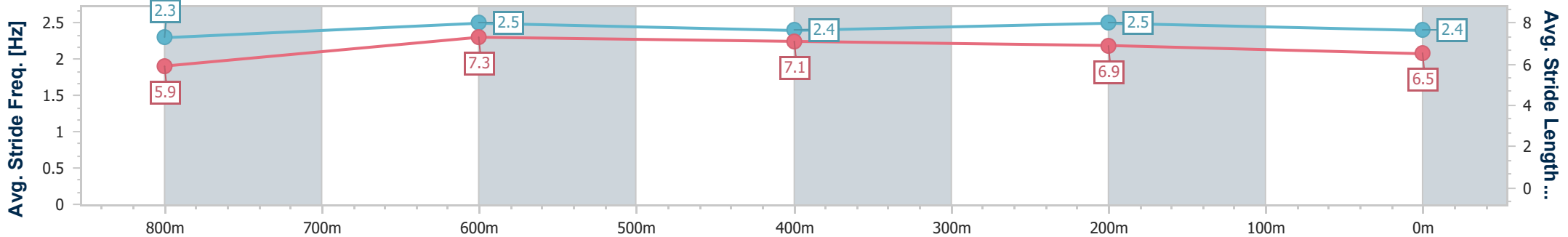
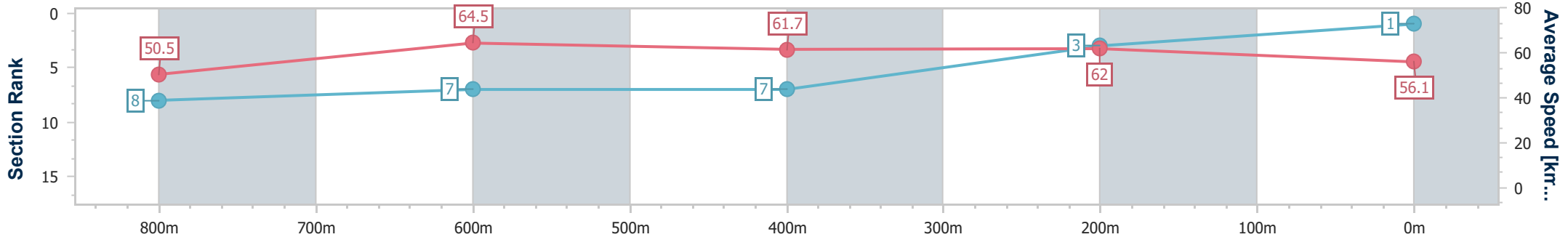
Sunshine Coast QLD Professional
 Race 4: SUNSHINE COAST BUSINESS SOLUTIONS Class 6
 Plate (4YO only QTIS bonuses applicable) - 1000m



06 July 2024 - 14:10

Track Rating: Heavy 10, Weather: Showers, Rail Position: True

Section	Overall	800m	600m	400m	200m
Section Times	1:01.92 [1] (0:14.28)	0:47.64 [8] (0:11.30)	0:36.34 [7] (0:11.87)	0:24.47 [7] (0:11.63)	0:12.84 [3] (0:12.84)
Average Speed [km/h]	50.5	64.5	61.7	62.0	56.1
Top Speed [km/h]	63.2	66.4	64.1	62.8	60.1
Avg. Dist. to Rail [m]	9.3	3.8	3.3	6.3	5.4
Avg. Stride Freq. [Hz]	2.3	2.5	2.4	2.5	2.4
Avg. Stride Length [m]	5.9	7.3	7.1	6.9	6.5



- [] Ranking at each section and finish
- .-.- No data available at this section
- NA No data available



Horse/Jockey Name	Mr Galazi
Final Rank	2
Fastest Section Time (Section)	0:11.26 (800m)
Top Speed [km/h] (Section)	65.3 (800m)
Race State	Finished



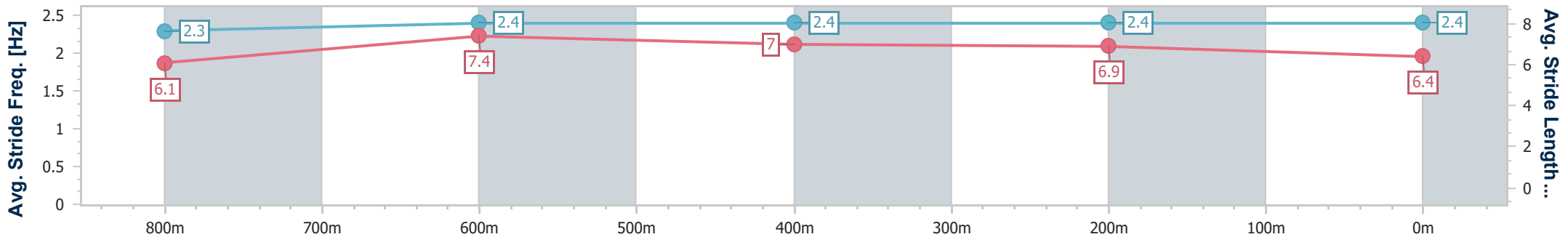
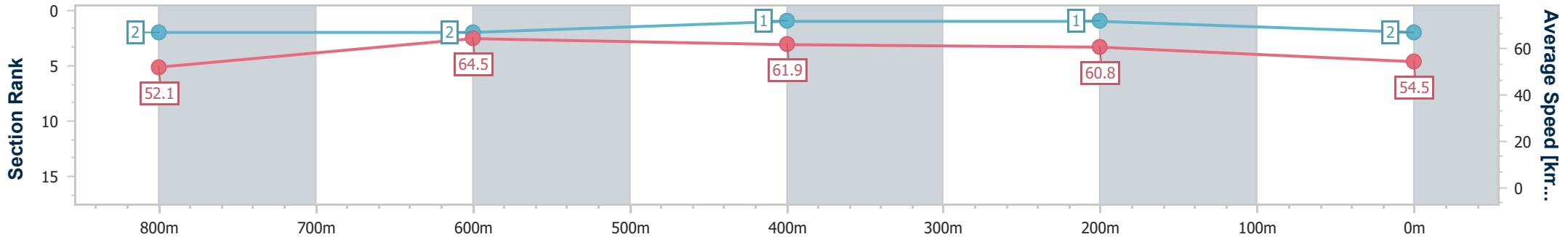
Sunshine Coast QLD Professional
 Race 4: SUNSHINE COAST BUSINESS SOLUTIONS Class 6
 Plate (4YO only QTIS bonuses applicable) - 1000m



06 July 2024 - 14:10

Track Rating: Heavy 10, Weather: Showers, Rail Position: True

Section	Overall	800m	600m	400m	200m
Section Times	1:01.93 [2] (0:13.87)	0:48.06 [2] (0:11.26)	0:36.80 [2] (0:11.75)	0:25.05 [1] (0:11.86)	0:13.19 [1] (0:13.19)
Average Speed [km/h]	52.1	64.5	61.9	60.8	54.5
Top Speed [km/h]	64.2	65.3	63.6	62.2	59.5
Avg. Dist. to Rail [m]	9.7	3.6	1.8	4.9	6.1
Avg. Stride Freq. [Hz]	2.3	2.4	2.4	2.4	2.4
Avg. Stride Length [m]	6.1	7.4	7.0	6.9	6.4



- [] Ranking at each section and finish
- .-.- No data available at this section
- NA No data available



Horse/Jockey Name	Single Touch
Final Rank	3
Fastest Section Time (Section)	0:11.43 (800m)
Top Speed [km/h] (Section)	64.5 (800m)
Race State	Finished



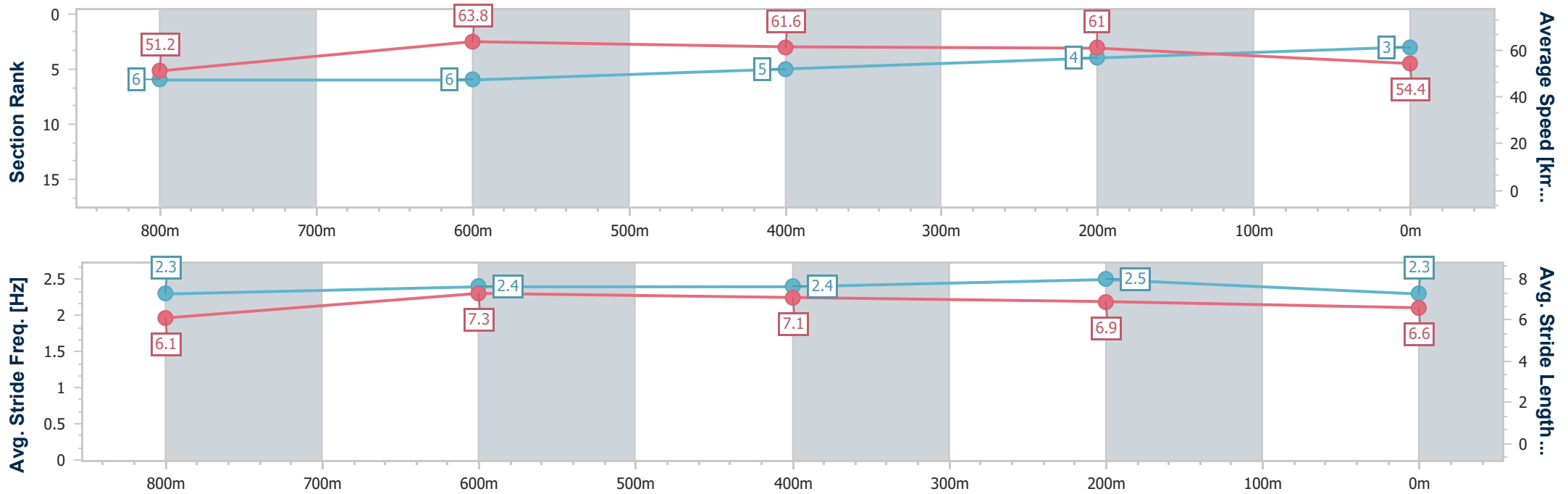
Sunshine Coast QLD Professional
 Race 4: SUNSHINE COAST BUSINESS SOLUTIONS Class 6
 Plate (4YO only QTIS bonuses applicable) - 1000m



06 July 2024 - 14:10

Track Rating: Heavy 10, Weather: Showers, Rail Position: True

Section	Overall	800m	600m	400m	200m
Section Times	1:02.36 [3] (0:14.09)	0:48.27 [6] (0:11.43)	0:36.84 [6] (0:11.79)	0:25.05 [5] (0:11.80)	0:13.25 [4] (0:13.25)
Average Speed [km/h]	51.2	63.8	61.6	61.0	54.4
Top Speed [km/h]	64.1	64.5	62.8	62.3	58.4
Avg. Dist. to Rail [m]	8.1	4.2	1.7	3.8	6.6
Avg. Stride Freq. [Hz]	2.3	2.4	2.4	2.5	2.3
Avg. Stride Length [m]	6.1	7.3	7.1	6.9	6.6



- [] Ranking at each section and finish
- .-.- No data available at this section
- NA No data available



Horse/Jockey Name	Goldsborough
Final Rank	4
Fastest Section Time (Section)	0:11.27 (800m)
Top Speed [km/h] (Section)	65.9 (800m)
Race State	Finished



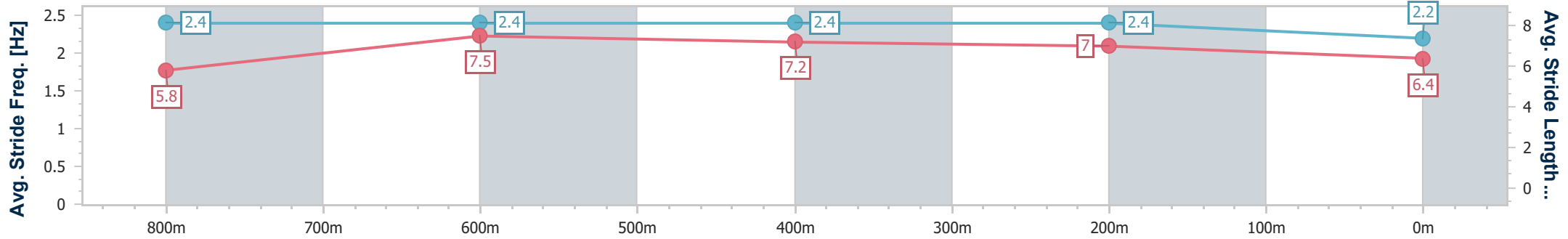
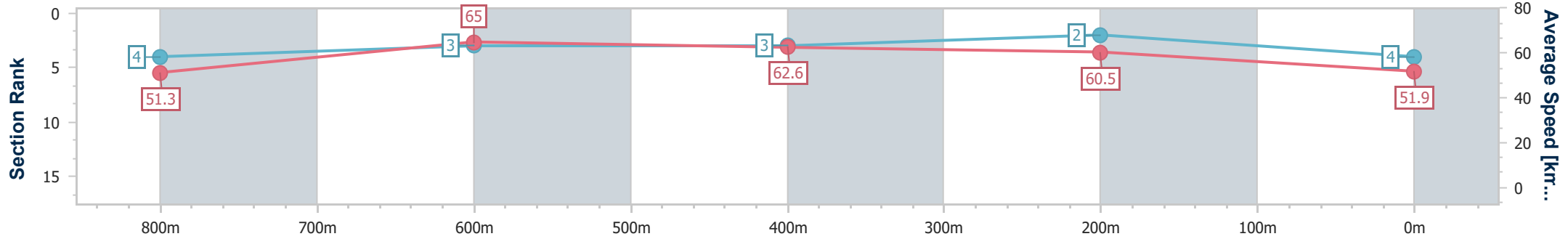
Sunshine Coast QLD Professional
 Race 4: SUNSHINE COAST BUSINESS SOLUTIONS Class 6
 Plate (4YO only QTIS bonuses applicable) - 1000m



06 July 2024 - 14:10

Track Rating: Heavy 10, Weather: Showers, Rail Position: True

Section	Overall	800m	600m	400m	200m
Section Times	1:02.91 [4] (0:14.05)	0:48.86 [4] (0:11.27)	0:37.59 [3] (0:11.81)	0:25.78 [3] (0:11.93)	0:13.85 [2] (0:13.85)
Average Speed [km/h]	51.3	65.0	62.6	60.5	51.9
Top Speed [km/h]	64.0	65.9	63.9	62.6	57.4
Avg. Dist. to Rail [m]	9.3	5.0	4.7	8.9	7.1
Avg. Stride Freq. [Hz]	2.4	2.4	2.4	2.4	2.2
Avg. Stride Length [m]	5.8	7.5	7.2	7.0	6.4



- [] Ranking at each section and finish
- .-.- No data available at this section
- NA No data available



Horse/Jockey Name	Zoumeteor
Final Rank	5
Fastest Section Time (Section)	0:11.33 (800m)
Top Speed [km/h] (Section)	66.4 (800m)
Race State	Finished



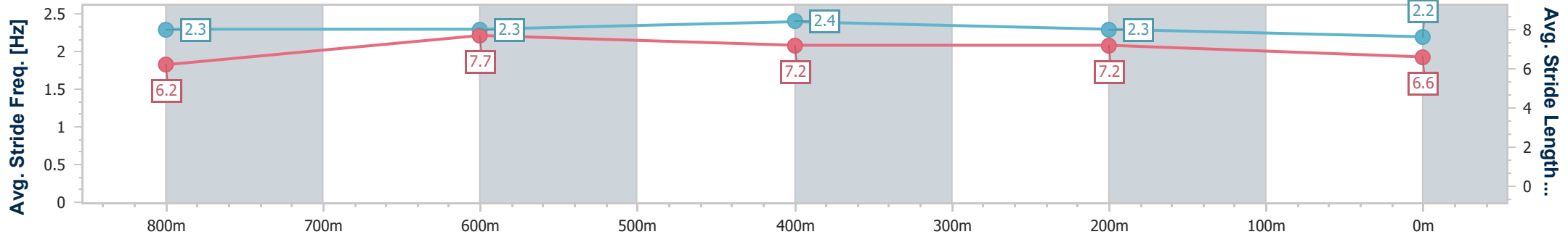
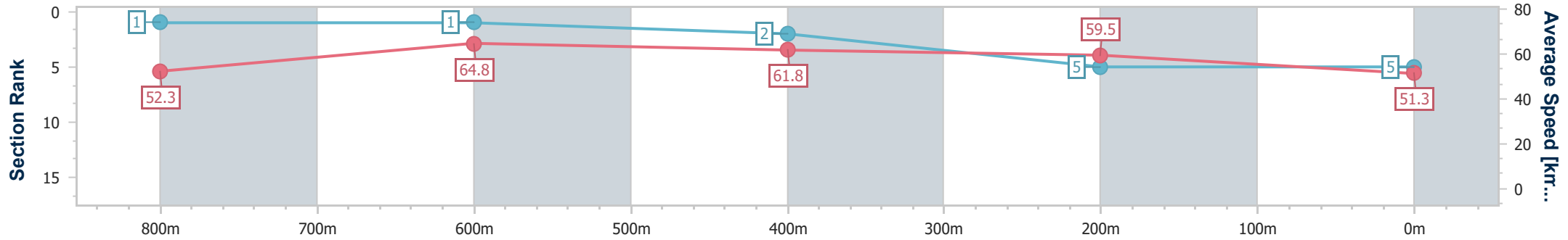
Sunshine Coast QLD Professional
 Race 4: SUNSHINE COAST BUSINESS SOLUTIONS Class 6
 Plate (4YO only QTIS bonuses applicable) - 1000m



06 July 2024 - 14:10

Track Rating: Heavy 10, Weather: Showers, Rail Position: True

Section	Overall	800m	600m	400m	200m
Section Times	1:03.16 [5] (0:13.75)	0:49.41 [1] (0:11.33)	0:38.08 [1] (0:11.96)	0:26.12 [2] (0:12.12)	0:14.00 [5] (0:14.00)
Average Speed [km/h]	52.3	64.8	61.8	59.5	51.3
Top Speed [km/h]	63.8	66.4	64.3	61.5	55.9
Avg. Dist. to Rail [m]	13.0	5.5	4.5	8.0	7.0
Avg. Stride Freq. [Hz]	2.3	2.3	2.4	2.3	2.2
Avg. Stride Length [m]	6.2	7.7	7.2	7.2	6.6



- [] Ranking at each section and finish
- .-.- No data available at this section
- NA No data available



Horse/Jockey Name	Burnish Gold
Final Rank	6
Fastest Section Time (Section)	0:11.34 (800m)
Top Speed [km/h] (Section)	66.0 (800m)
Race State	Finished



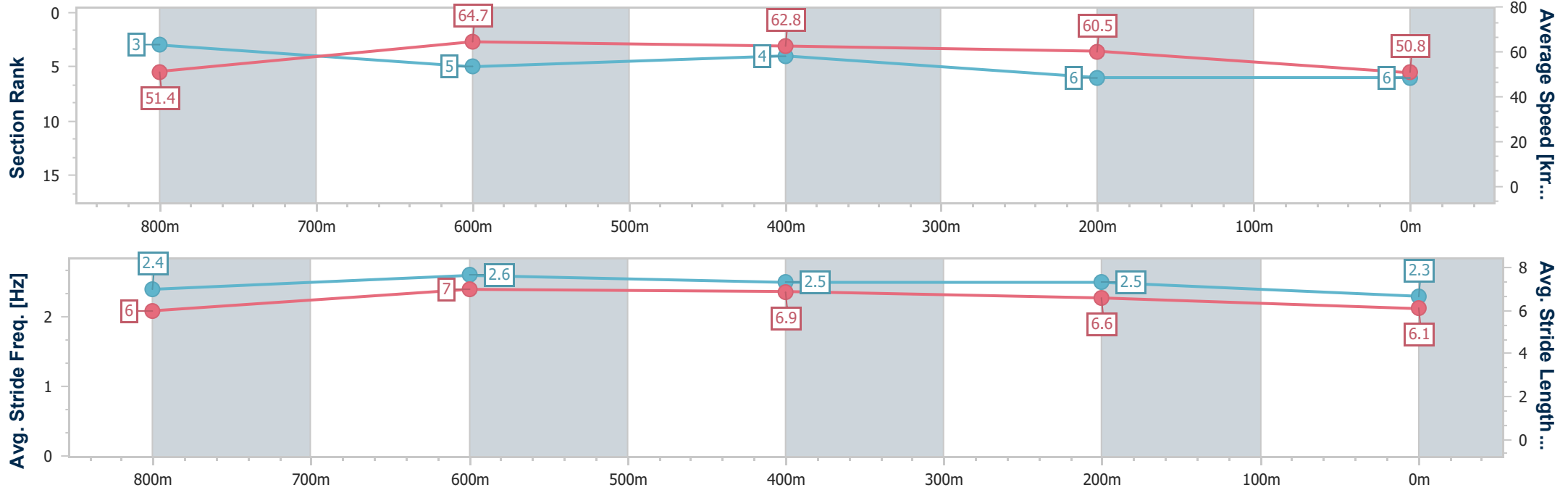
Sunshine Coast QLD Professional
 Race 4: SUNSHINE COAST BUSINESS SOLUTIONS Class 6
 Plate (4YO only QTIS bonuses applicable) - 1000m



06 July 2024 - 14:10

Track Rating: Heavy 10, Weather: Showers, Rail Position: True

Section	Overall	800m	600m	400m	200m
Section Times	1:03.38 [6] (0:14.03)	0:49.35 [3] (0:11.34)	0:38.01 [5] (0:11.92)	0:26.09 [4] (0:11.93)	0:14.16 [6] (0:14.16)
Average Speed [km/h]	51.4	64.7	62.8	60.5	50.8
Top Speed [km/h]	63.8	66.0	64.7	62.1	57.3
Avg. Dist. to Rail [m]	11.9	6.2	6.7	11.3	11.1
Avg. Stride Freq. [Hz]	2.4	2.6	2.5	2.5	2.3
Avg. Stride Length [m]	6.0	7.0	6.9	6.6	6.1



- [] Ranking at each section and finish
- .-.- No data available at this section
- NA No data available



Horse/Jockey Name	Vodka Martini
Final Rank	7
Fastest Section Time (Section)	0:11.28 (800m)
Top Speed [km/h] (Section)	66.0 (800m)
Race State	Finished



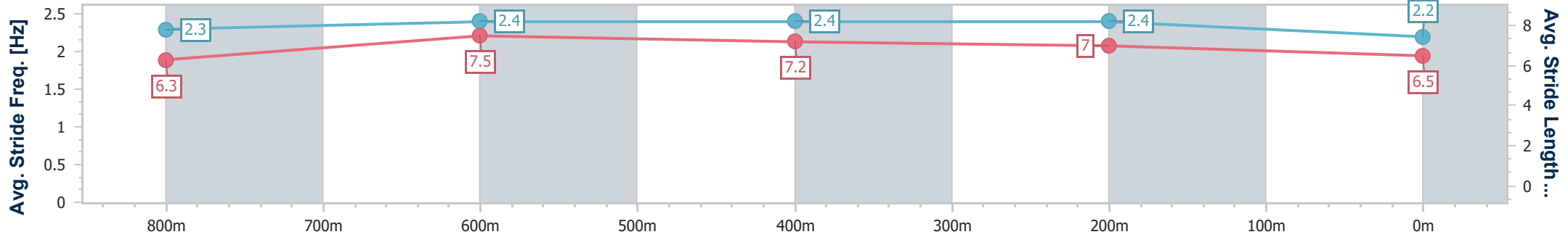
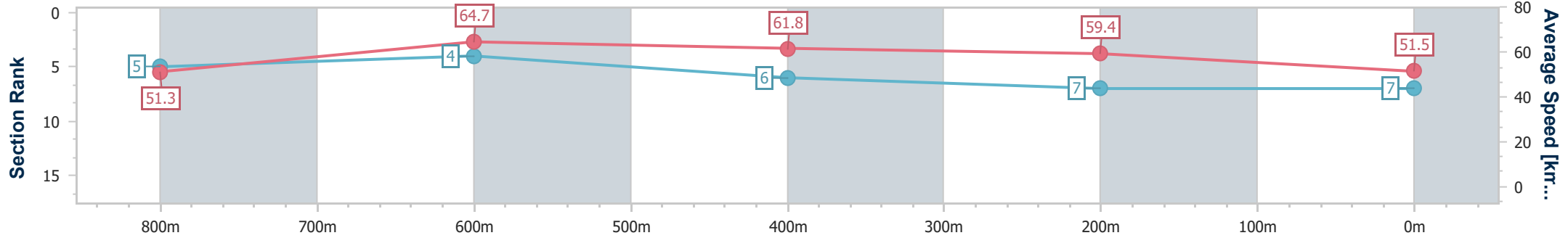
Sunshine Coast QLD Professional
 Race 4: SUNSHINE COAST BUSINESS SOLUTIONS Class 6
 Plate (4YO only QTIS bonuses applicable) - 1000m



06 July 2024 - 14:10

Track Rating: Heavy 10, Weather: Showers, Rail Position: True

Section	Overall	800m	600m	400m	200m
Section Times	1:03.48 [7] (0:14.07)	0:49.41 [5] (0:11.28)	0:38.13 [4] (0:12.03)	0:26.10 [6] (0:12.11)	0:13.99 [7] (0:13.99)
Average Speed [km/h]	51.3	64.7	61.8	59.4	51.5
Top Speed [km/h]	64.6	66.0	63.9	61.7	56.6
Avg. Dist. to Rail [m]	9.9	5.5	5.4	10.6	11.3
Avg. Stride Freq. [Hz]	2.3	2.4	2.4	2.4	2.2
Avg. Stride Length [m]	6.3	7.5	7.2	7.0	6.5



- [] Ranking at each section and finish
- .-.- No data available at this section
- NA No data available



Horse/Jockey Name	Uncle Russ
Final Rank	8
Fastest Section Time (Section)	0:11.40 (800m)
Top Speed [km/h] (Section)	66.0 (800m)
Race State	Finished



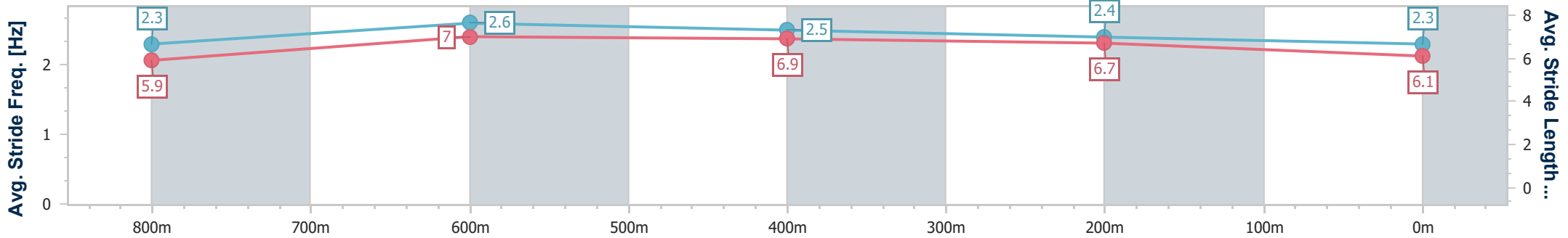
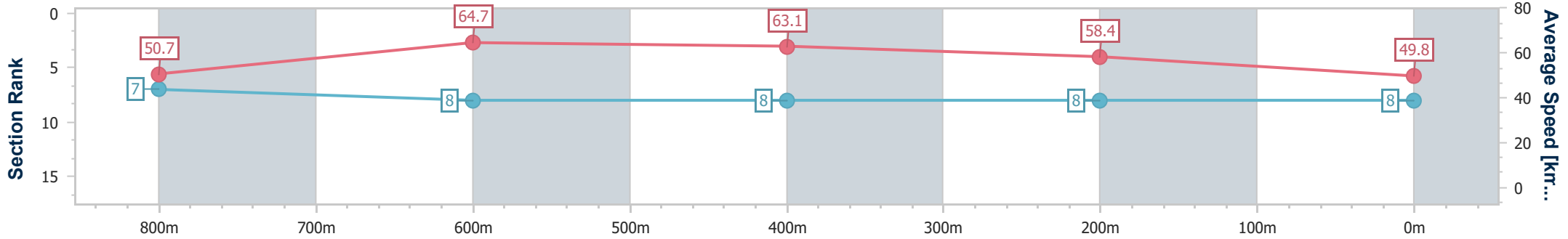
Sunshine Coast QLD Professional
 Race 4: SUNSHINE COAST BUSINESS SOLUTIONS Class 6
 Plate (4YO only QTIS bonuses applicable) - 1000m



06 July 2024 - 14:10

Track Rating: Heavy 10, Weather: Showers, Rail Position: True

Section	Overall	800m	600m	400m	200m
Section Times	1:04.22 [8] (0:14.21)	0:50.01 [7] (0:11.40)	0:38.61 [8] (0:11.84)	0:26.77 [8] (0:12.29)	0:14.48 [8] (0:14.48)
Average Speed [km/h]	50.7	64.7	63.1	58.4	49.8
Top Speed [km/h]	64.4	66.0	64.0	60.6	55.3
Avg. Dist. to Rail [m]	13.7	7.6	5.7	10.6	11.6
Avg. Stride Freq. [Hz]	2.3	2.6	2.5	2.4	2.3
Avg. Stride Length [m]	5.9	7.0	6.9	6.7	6.1



- [] Ranking at each section and finish
- .-.- No data available at this section
- NA No data available