



Toowoomba QLD Professional

Race 2: TAYLOR BUILDING GROUP Class 1 Handicap - 1000m

06 July 2024 - 17:38



Track Rating: Soft 5 , Weather: Fine, Rail Position: +5m Entire

Section											Last 600m		
Field Times		Overall	800m	600m	400m	200m						0:35.45	
		1:01.04 (0:14.49)	0:46.55 (0:11.10)	0:35.45 (0:11.59)	0:23.86 (0:11.74)	0:12.12 (0:12.12)							
Rank	TAB	Horse/Jockey	Barrier	Top Speed [km/h]	Fastest Section						Margin	Distance Travelled [m]	
1	1	SHOT OF WHISKEY Justin Stanley	7	67.1 800m	0:11.10 800m	1:01.04 [1] (0:14.49)	0:46.55 [1] (0:11.10)	0:35.45 [1] (0:11.59)	0:23.86 [1] (0:11.74)	0:12.12 [1] (0:12.12)	1:01.04	0:35.45	
2	2	LIGHTNING RAGE Georgina Cartwright	4	67.1 Overall	0:11.07 800m	1:01.49 [2] (0:14.54)	0:46.95 [3] (0:11.07)	0:35.88 [2] (0:11.63)	0:24.25 [2] (0:11.81)	0:12.44 [2] (0:12.44)	2.5L	0:35.88	+0
3	6	CHAMPINSKY Landan Sykes	1	67.4 800m	0:11.13 800m	1:01.83 [3] (0:14.95)	0:46.88 [7] (0:11.13)	0:35.75 [6] (0:11.49)	0:24.26 [3] (0:11.86)	0:12.40 [3] (0:12.40)	4.3L	0:35.75	-1
4	4	PAN A MILLION Les Tilley	12	65.0 Overall	0:11.39 800m	1:01.88 [4] (0:14.63)	0:47.25 [5] (0:11.39)	0:35.86 [4] (0:11.79)	0:24.07 [5] (0:11.88)	0:12.19 [4] (0:12.19)	4.5L	0:35.86	+5
5	8	ASGOODASYOUGETT Nozi Tomizawa	5	64.3 Overall	0:11.41 800m	1:02.43 [5] (0:14.98)	0:47.45 [9] (0:11.41)	0:36.04 [9] (0:11.84)	0:24.20 [9] (0:12.00)	0:12.20 [6] (0:12.20)	7.8L	0:36.04	-2
6	11	FRENCH COMET Matthew Gray	11	65.1 800m	0:11.39 800m	1:02.54 [6] (0:14.72)	0:47.82 [6] (0:11.39)	0:36.43 [7] (0:12.03)	0:24.40 [8] (0:12.12)	0:12.28 [7] (0:12.28)	8.3L	0:36.43	+4
7	13	THE BELL JAR Kenji Yoshida	9	66.4 Overall	0:11.25 800m	1:02.86 [7] (0:14.57)	0:48.29 [4] (0:11.25)	0:37.04 [3] (0:11.78)	0:25.26 [4] (0:12.21)	0:13.05 [5] (0:13.05)	10.1L	0:37.04	+2
8	3	LOADED GUN Luke Tarrant	17	66.7 Overall	0:11.38 800m	1:02.90 [8] (0:14.97)	0:47.93 [8] (0:11.38)	0:36.55 [8] (0:11.77)	0:24.78 [7] (0:12.16)	0:12.62 [8] (0:12.62)	10.3L	0:36.55	+3
9	10	VIENNESE LOVER Amy Graham	13	67.1 Overall	0:11.53 800m	1:04.02 [9] (0:14.50)	0:49.52 [2] (0:11.53)	0:37.99 [5] (0:12.06)	0:25.93 [6] (0:12.52)	0:13.41 [9] (0:13.41)	16.8L	0:37.99	+9
10	9	DUCHESS BREE Nathan Evans	8	61.1 800m	0:12.20 800m	1:05.71 [10] (0:15.67)	0:50.04 [10] (0:12.20)	0:37.84 [10] (0:12.61)	0:25.23 [10] (0:12.20)	0:13.03 [10] (0:13.03)	26.6L	0:37.84	+5

Scratched: Mr Evans (#15), Berakahquinn (#12), Red Shiraz (#14), Del Routi (#5), Freakshake (#7), Bordeaux Hopper (#17), Super Rupert (#16)



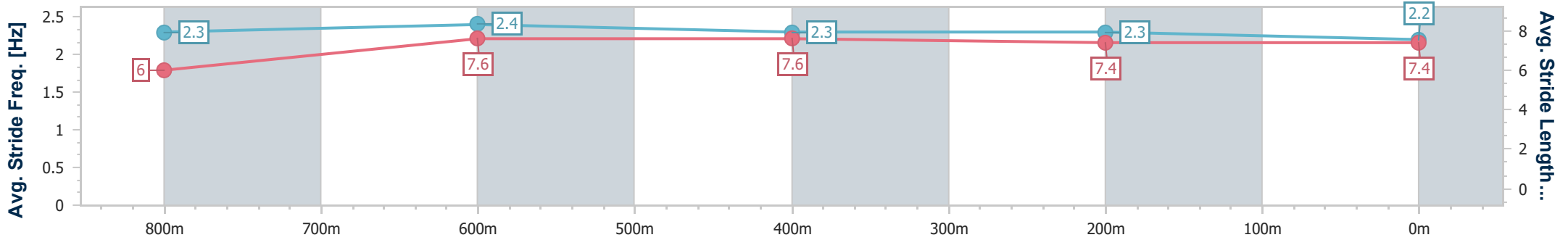
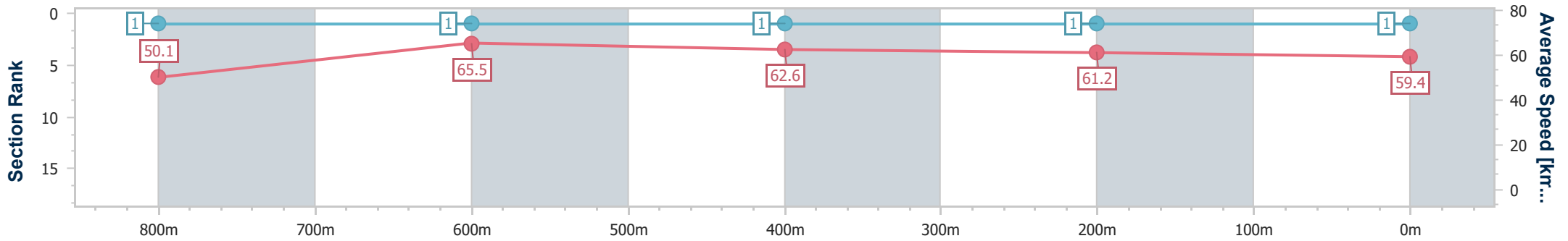
Horse/Jockey Name	Shot Of Whiskey
Final Rank	1
Fastest Section Time (Section)	0:11.10 (800m)
Top Speed [km/h] (Section)	67.1 (800m)
Race State	Finished



Toowoomba QLD Professional
 Race 2: TAYLOR BUILDING GROUP Class 1 Handicap - 1000m
 06 July 2024 - 17:38
 Track Rating: Soft 5 , Weather: Fine, Rail Position: +5m Entire



Section	Overall	800m	600m	400m	200m
Section Times	1:01.04 [1] (0:14.49)	0:46.55 [1] (0:11.10)	0:35.45 [1] (0:11.59)	0:23.86 [1] (0:11.74)	0:12.12 [1] (0:12.12)
Average Speed [km/h]	50.1	65.5	62.6	61.2	59.4
Top Speed [km/h]	64.9	67.1	65.9	62.5	61.7
Avg. Dist. to Rail [m]	4.2	2.7	1.2	0.7	0.5
Avg. Stride Freq. [Hz]	2.3	2.4	2.3	2.3	2.2
Avg. Stride Length [m]	6.0	7.6	7.6	7.4	7.4



- [] Ranking at each section and finish
- .-.- No data available at this section
- NA No data available



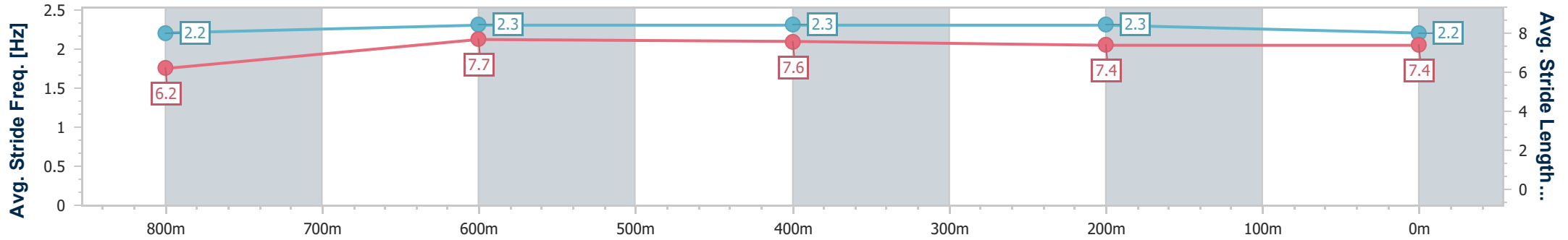
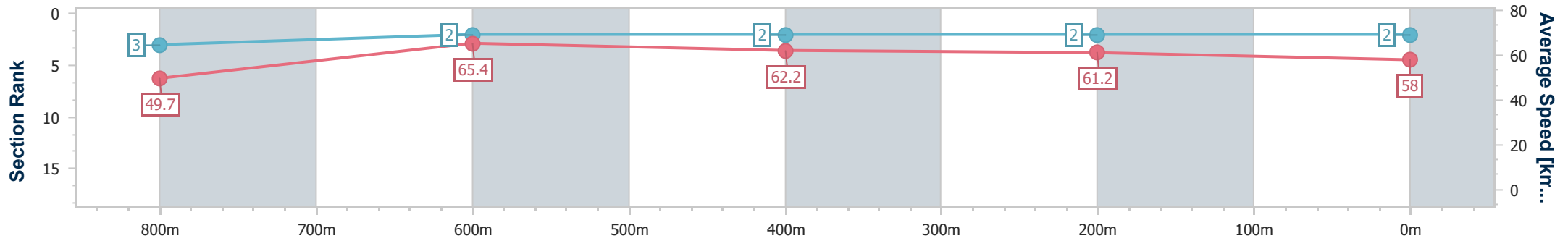
Horse/Jockey Name	Lightning Rage
Final Rank	2
Fastest Section Time (Section)	0:11.07 (800m)
Top Speed [km/h] (Section)	67.1 (Overall)
Race State	Finished



Toowoomba QLD Professional
 Race 2: TAYLOR BUILDING GROUP Class 1 Handicap - 1000m
 06 July 2024 - 17:38
 Track Rating: Soft 5 , Weather: Fine, Rail Position: +5m Entire



Section	Overall	800m	600m	400m	200m
Section Times	1:01.49 [2] (0:14.54)	0:46.95 [3] (0:11.07)	0:35.88 [2] (0:11.63)	0:24.25 [2] (0:11.81)	0:12.44 [2] (0:12.44)
Average Speed [km/h]	49.7	65.4	62.2	61.2	58.0
Top Speed [km/h]	67.1	66.5	64.8	62.3	60.2
Avg. Dist. to Rail [m]	2.6	1.7	1.1	1.5	0.8
Avg. Stride Freq. [Hz]	2.2	2.3	2.3	2.3	2.2
Avg. Stride Length [m]	6.2	7.7	7.6	7.4	7.4



- [] Ranking at each section and finish
- .-.- No data available at this section
- NA No data available



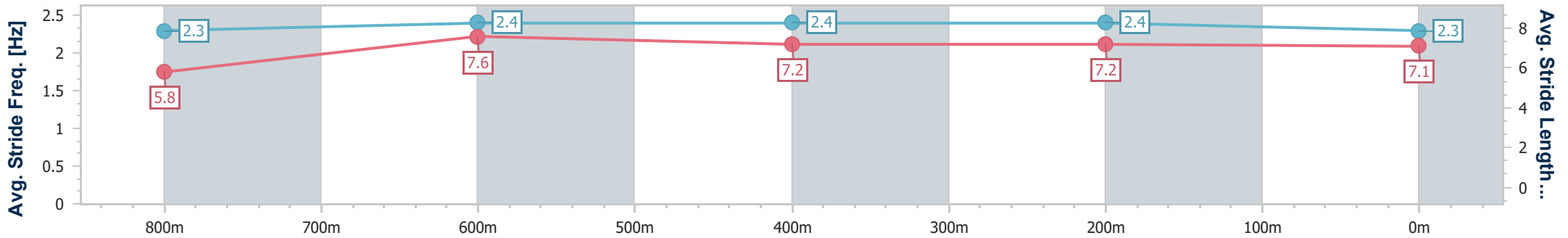
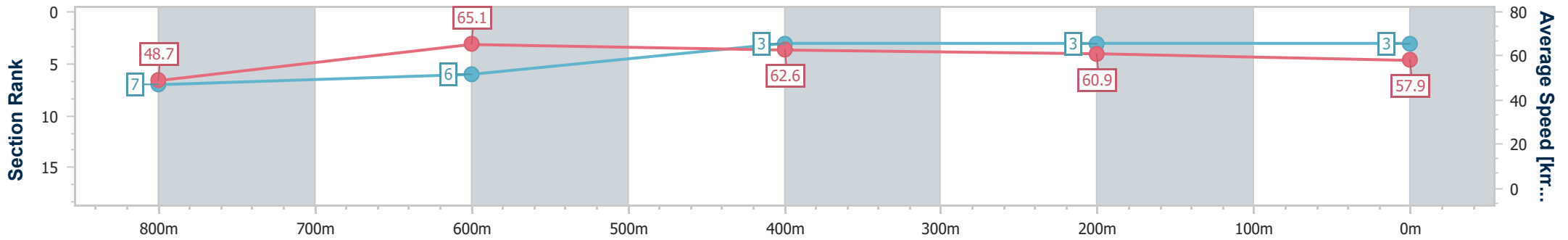
Horse/Jockey Name	Champinsky
Final Rank	3
Fastest Section Time (Section)	0:11.13 (800m)
Top Speed [km/h] (Section)	67.4 (800m)
Race State	Finished



Toowoomba QLD Professional
 Race 2: TAYLOR BUILDING GROUP Class 1 Handicap - 1000m
 06 July 2024 - 17:38
 Track Rating: Soft 5 , Weather: Fine, Rail Position: +5m Entire



Section	Overall	800m	600m	400m	200m
Section Times	1:01.83 [3] (0:14.95)	0:46.88 [7] (0:11.13)	0:35.75 [6] (0:11.49)	0:24.26 [3] (0:11.86)	0:12.40 [3] (0:12.40)
Average Speed [km/h]	48.7	65.1	62.6	60.9	57.9
Top Speed [km/h]	65.0	67.4	64.9	62.6	59.6
Avg. Dist. to Rail [m]	4.5	1.5	0.5	0.2	0.4
Avg. Stride Freq. [Hz]	2.3	2.4	2.4	2.4	2.3
Avg. Stride Length [m]	5.8	7.6	7.2	7.2	7.1



- [] Ranking at each section and finish
- .-.- No data available at this section
- NA No data available



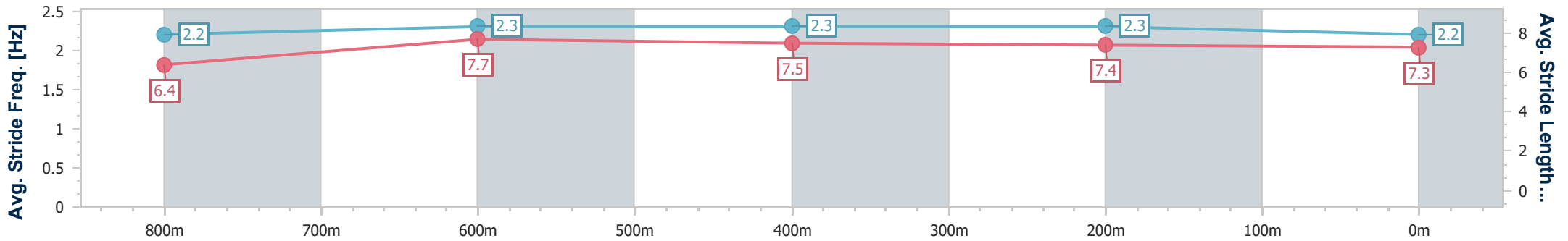
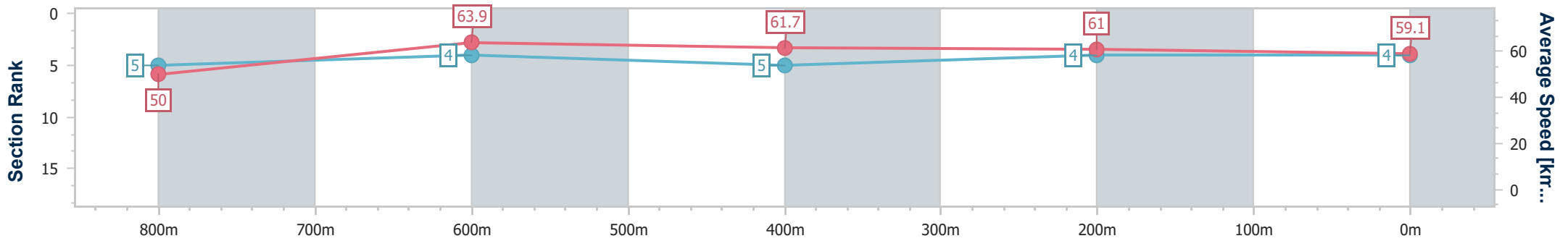
Horse/Jockey Name	Pan A Million
Final Rank	4
Fastest Section Time (Section)	0:11.39 (800m)
Top Speed [km/h] (Section)	65.0 (Overall)
Race State	Finished



Toowoomba QLD Professional
 Race 2: TAYLOR BUILDING GROUP Class 1 Handicap - 1000m
 06 July 2024 - 17:38
 Track Rating: Soft 5 , Weather: Fine, Rail Position: +5m Entire



Section	Overall	800m	600m	400m	200m
Section Times	1:01.88 [4] (0:14.63)	0:47.25 [5] (0:11.39)	0:35.86 [4] (0:11.79)	0:24.07 [5] (0:11.88)	0:12.19 [4] (0:12.19)
Average Speed [km/h]	50.0	63.9	61.7	61.0	59.1
Top Speed [km/h]	65.0	64.6	63.5	62.6	60.9
Avg. Dist. to Rail [m]	6.9	4.0	1.9	1.7	3.3
Avg. Stride Freq. [Hz]	2.2	2.3	2.3	2.3	2.2
Avg. Stride Length [m]	6.4	7.7	7.5	7.4	7.3



- [] Ranking at each section and finish
- .-.- No data available at this section
- NA No data available



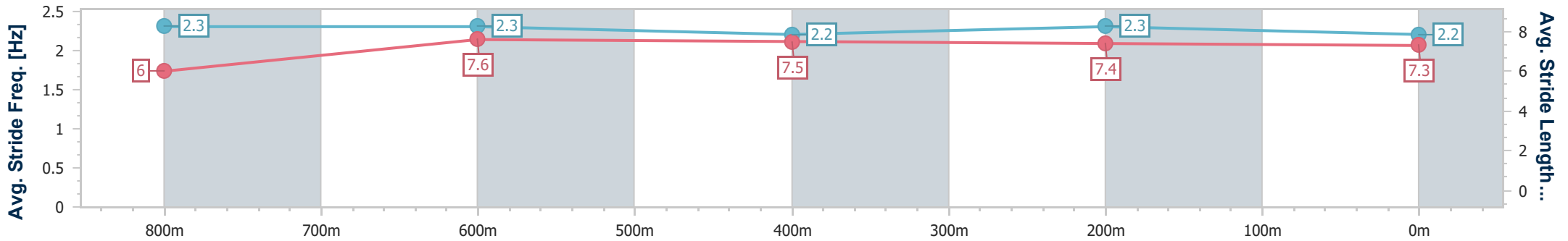
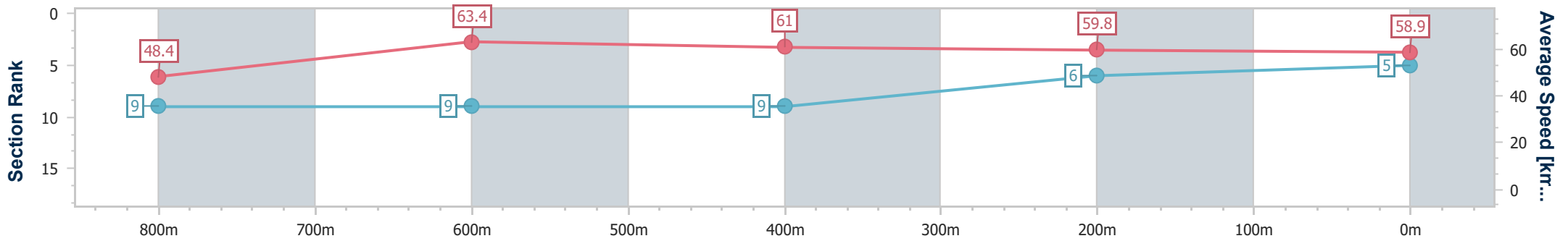
Horse/Jockey Name	Asgoodasyougett
Final Rank	5
Fastest Section Time (Section)	0:11.41 (800m)
Top Speed [km/h] (Section)	64.3 (Overall)
Race State	Finished



Toowoomba QLD Professional
 Race 2: TAYLOR BUILDING GROUP Class 1 Handicap - 1000m
 06 July 2024 - 17:38
 Track Rating: Soft 5 , Weather: Fine, Rail Position: +5m Entire



Section	Overall	800m	600m	400m	200m
Section Times	1:02.43 [5] (0:14.98)	0:47.45 [9] (0:11.41)	0:36.04 [9] (0:11.84)	0:24.20 [9] (0:12.00)	0:12.20 [6] (0:12.20)
Average Speed [km/h]	48.4	63.4	61.0	59.8	58.9
Top Speed [km/h]	64.3	63.7	63.2	61.1	61.0
Avg. Dist. to Rail [m]	4.5	1.2	0.3	1.0	2.9
Avg. Stride Freq. [Hz]	2.3	2.3	2.2	2.3	2.2
Avg. Stride Length [m]	6.0	7.6	7.5	7.4	7.3



- [] Ranking at each section and finish
- .-.- No data available at this section
- NA No data available



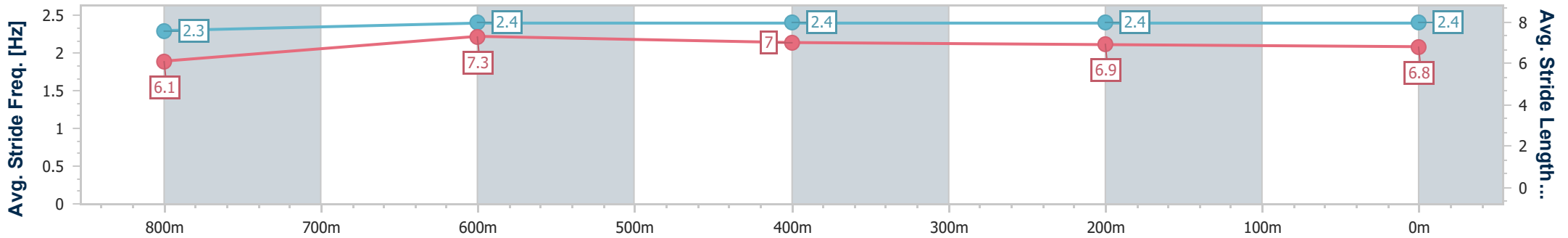
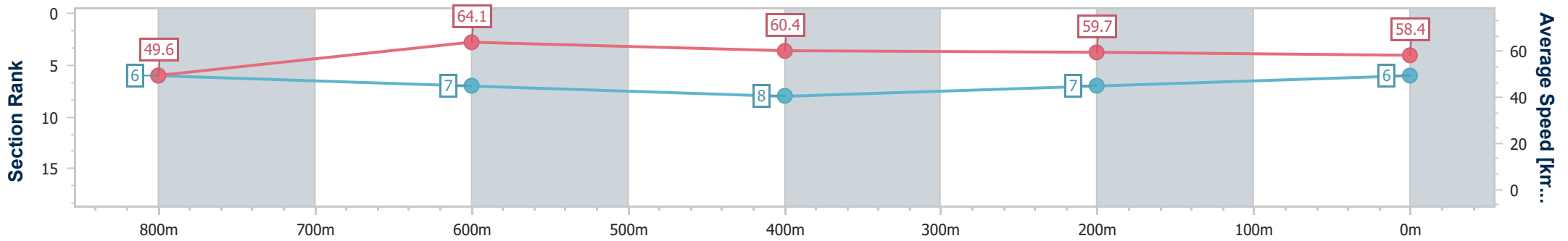
Horse/Jockey Name	French Comet
Final Rank	6
Fastest Section Time (Section)	0:11.39 (800m)
Top Speed [km/h] (Section)	65.1 (800m)
Race State	Finished



Toowoomba QLD Professional
 Race 2: TAYLOR BUILDING GROUP Class 1 Handicap - 1000m
 06 July 2024 - 17:38
 Track Rating: Soft 5 , Weather: Fine, Rail Position: +5m Entire



Section	Overall	800m	600m	400m	200m
Section Times	1:02.54 [6] (0:14.72)	0:47.82 [6] (0:11.39)	0:36.43 [7] (0:12.03)	0:24.40 [8] (0:12.12)	0:12.28 [7] (0:12.28)
Average Speed [km/h]	49.6	64.1	60.4	59.7	58.4
Top Speed [km/h]	64.6	65.1	61.8	60.9	59.3
Avg. Dist. to Rail [m]	7.0	3.3	2.6	0.7	0.8
Avg. Stride Freq. [Hz]	2.3	2.4	2.4	2.4	2.4
Avg. Stride Length [m]	6.1	7.3	7.0	6.9	6.8



- [] Ranking at each section and finish
- .-.- No data available at this section
- NA No data available



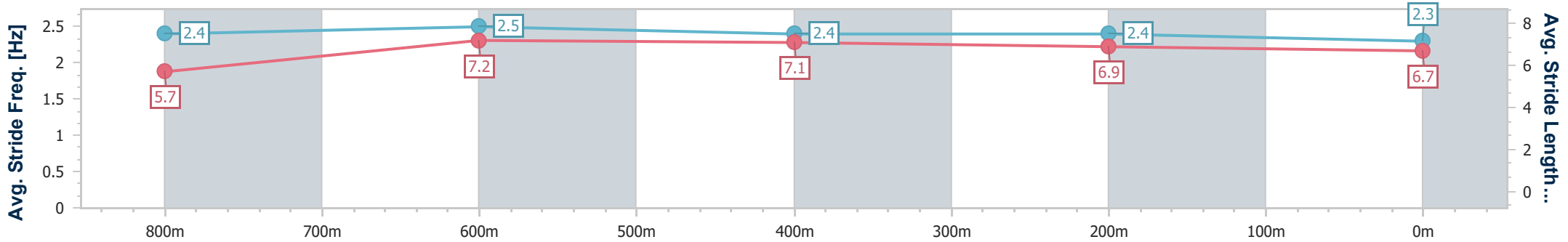
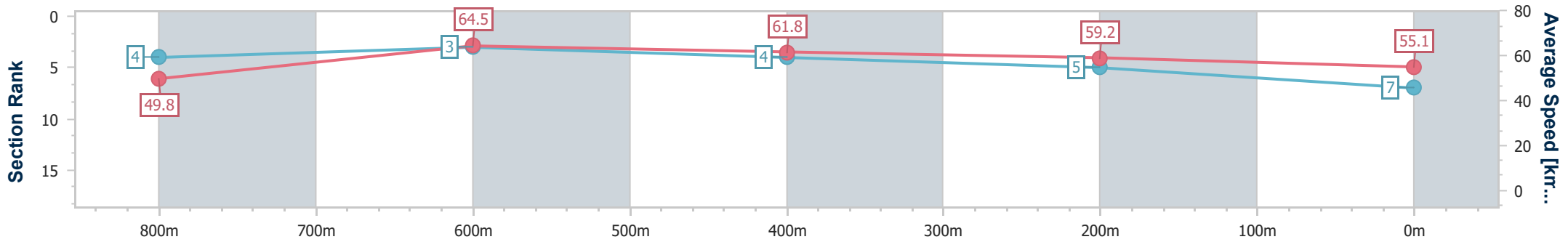
Horse/Jockey Name	The Bell Jar
Final Rank	7
Fastest Section Time (Section)	0:11.25 (800m)
Top Speed [km/h] (Section)	66.4 (Overall)
Race State	Finished



Toowoomba QLD Professional
 Race 2: TAYLOR BUILDING GROUP Class 1 Handicap - 1000m
 06 July 2024 - 17:38
 Track Rating: Soft 5 , Weather: Fine, Rail Position: +5m Entire



Section	Overall	800m	600m	400m	200m
Section Times	1:02.86 [7] (0:14.57)	0:48.29 [4] (0:11.25)	0:37.04 [3] (0:11.78)	0:25.26 [4] (0:12.21)	0:13.05 [5] (0:13.05)
Average Speed [km/h]	49.8	64.5	61.8	59.2	55.1
Top Speed [km/h]	66.4	65.7	64.5	62.1	56.3
Avg. Dist. to Rail [m]	5.1	2.6	2.0	1.3	2.0
Avg. Stride Freq. [Hz]	2.4	2.5	2.4	2.4	2.3
Avg. Stride Length [m]	5.7	7.2	7.1	6.9	6.7



- [] Ranking at each section and finish
- .-.- No data available at this section
- NA No data available



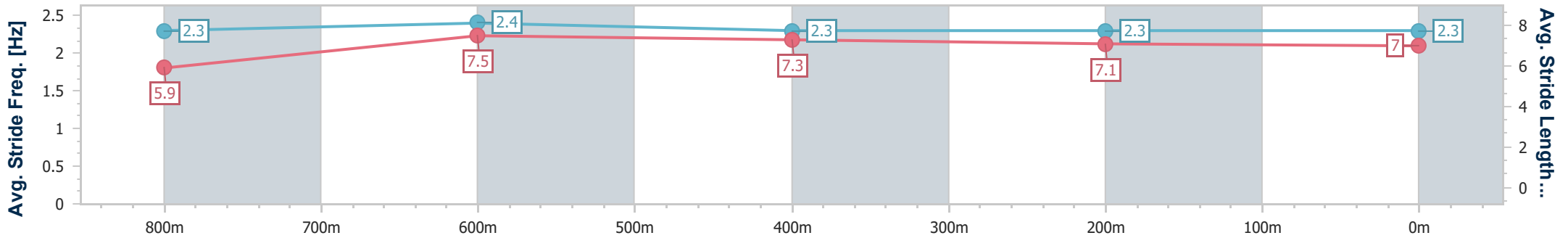
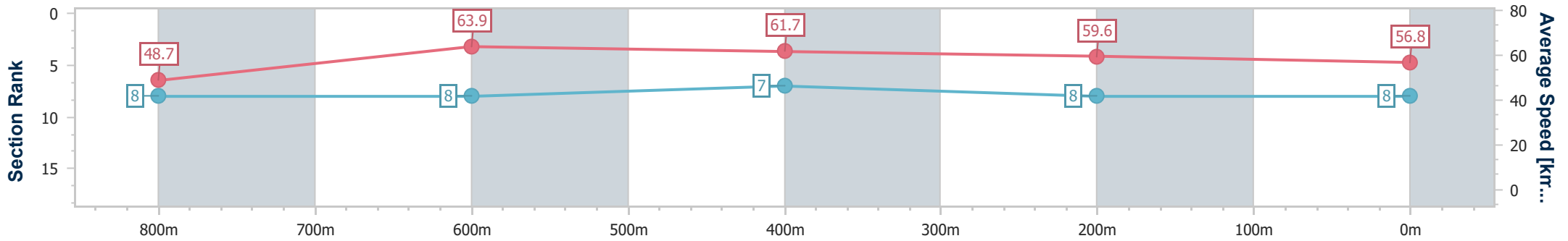
Horse/Jockey Name	Loaded Gun
Final Rank	8
Fastest Section Time (Section)	0:11.38 (800m)
Top Speed [km/h] (Section)	66.7 (Overall)
Race State	Finished



Toowoomba QLD Professional
 Race 2: TAYLOR BUILDING GROUP Class 1 Handicap - 1000m
 06 July 2024 - 17:38
 Track Rating: Soft 5 , Weather: Fine, Rail Position: +5m Entire



Section	Overall	800m	600m	400m	200m
Section Times	1:02.90 [8] (0:14.97)	0:47.93 [8] (0:11.38)	0:36.55 [8] (0:11.77)	0:24.78 [7] (0:12.16)	0:12.62 [8] (0:12.62)
Average Speed [km/h]	48.7	63.9	61.7	59.6	56.8
Top Speed [km/h]	66.7	65.5	63.9	60.7	58.8
Avg. Dist. to Rail [m]	8.2	2.8	1.1	2.9	4.2
Avg. Stride Freq. [Hz]	2.3	2.4	2.3	2.3	2.3
Avg. Stride Length [m]	5.9	7.5	7.3	7.1	7.0



- [] Ranking at each section and finish
- .-.- No data available at this section
- NA No data available



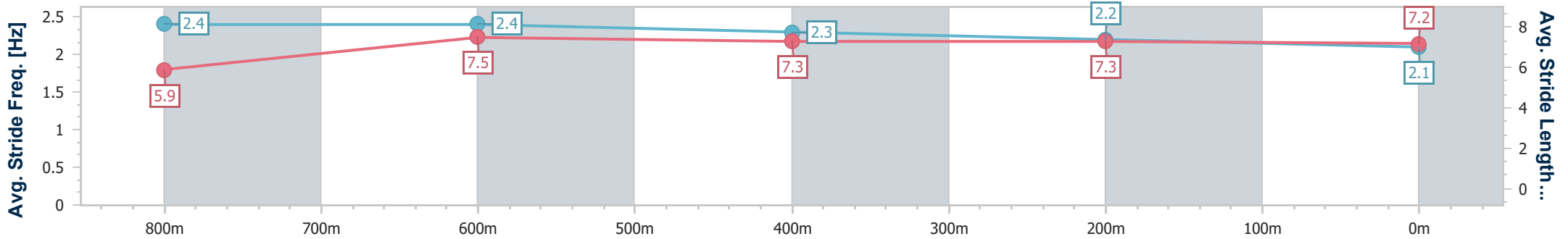
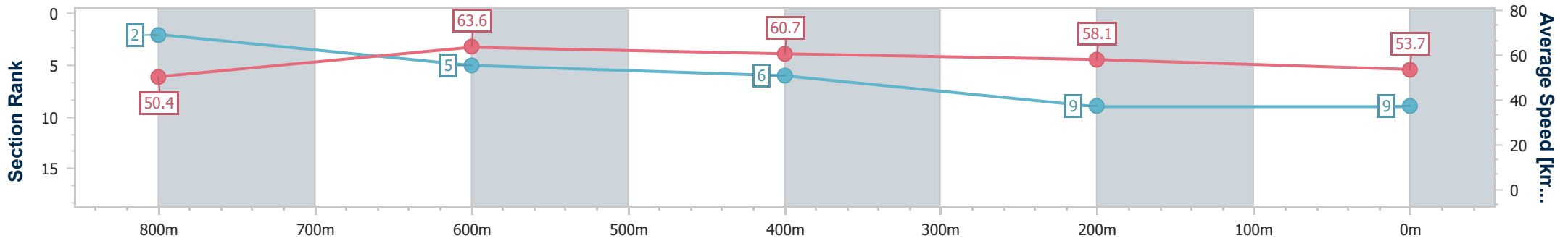
Horse/Jockey Name	Viennese Lover
Final Rank	9
Fastest Section Time (Section)	0:11.53 (800m)
Top Speed [km/h] (Section)	67.1 (Overall)
Race State	Finished



Toowoomba QLD Professional
 Race 2: TAYLOR BUILDING GROUP Class 1 Handicap - 1000m
 06 July 2024 - 17:38
 Track Rating: Soft 5 , Weather: Fine, Rail Position: +5m Entire



Section	Overall	800m	600m	400m	200m
Section Times	1:04.02 [9] (0:14.50)	0:49.52 [2] (0:11.53)	0:37.99 [5] (0:12.06)	0:25.93 [6] (0:12.52)	0:13.41 [9] (0:13.41)
Average Speed [km/h]	50.4	63.6	60.7	58.1	53.7
Top Speed [km/h]	67.1	66.9	63.8	59.5	56.1
Avg. Dist. to Rail [m]	8.1	4.8	3.5	2.8	2.2
Avg. Stride Freq. [Hz]	2.4	2.4	2.3	2.2	2.1
Avg. Stride Length [m]	5.9	7.5	7.3	7.3	7.2



- [] Ranking at each section and finish
- .-.- No data available at this section
- NA No data available



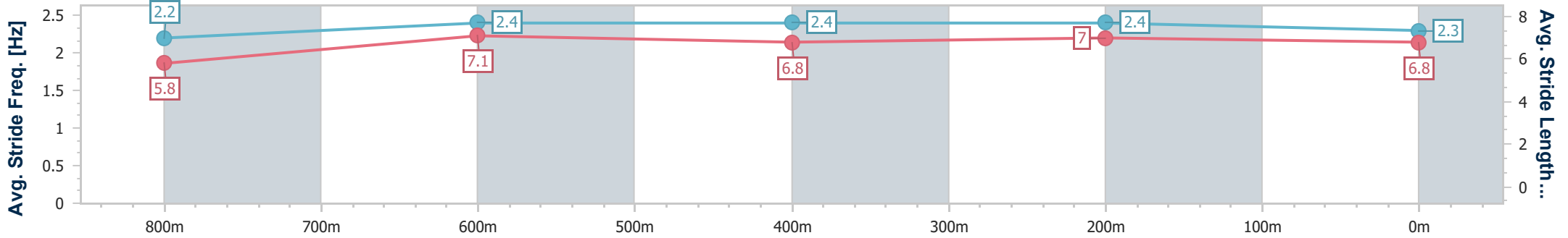
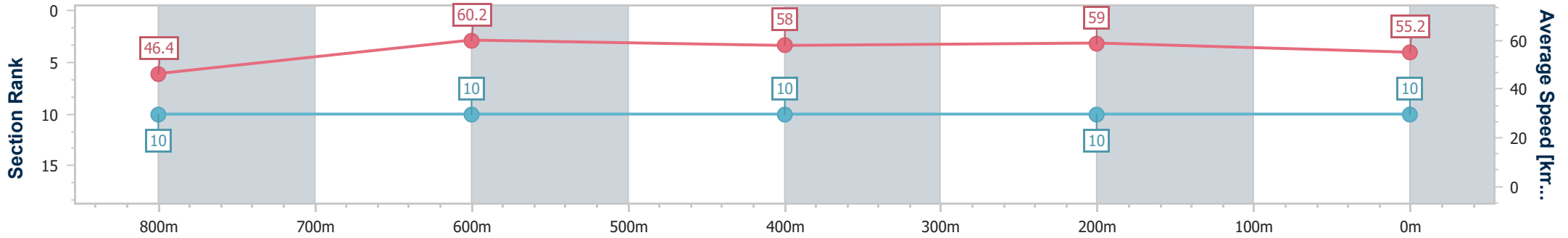
Horse/Jockey Name	Duchess Bree
Final Rank	10
Fastest Section Time (Section)	0:12.20 (800m)
Top Speed [km/h] (Section)	61.1 (800m)
Race State	Finished



Toowoomba QLD Professional
 Race 2: TAYLOR BUILDING GROUP Class 1 Handicap - 1000m
 06 July 2024 - 17:38
 Track Rating: Soft 5 , Weather: Fine, Rail Position: +5m Entire



Section	Overall	800m	600m	400m	200m
Section Times	1:05.71 [10] (0:15.67)	0:50.04 [10] (0:12.20)	0:37.84 [10] (0:12.61)	0:25.23 [10] (0:12.20)	0:13.03 [10] (0:13.03)
Average Speed [km/h]	46.4	60.2	58.0	59.0	55.2
Top Speed [km/h]	60.8	61.1	60.9	60.4	59.1
Avg. Dist. to Rail [m]	4.4	4.9	3.7	0.6	0.5
Avg. Stride Freq. [Hz]	2.2	2.4	2.4	2.4	2.3
Avg. Stride Length [m]	5.8	7.1	6.8	7.0	6.8



- [] Ranking at each section and finish
- .-.- No data available at this section
- NA No data available