



Townsville QLD Professional

Race 1: CARNIVAL LAUNCH 18 JULY QTIS Two-Year-Old Handicap - 1300m

07 July 2024 - 11:32



Track Rating: Soft 5, Weather: Overcast, Rail Position: +8m 1000m-W/Post; +3.5m Remainder

Section	Field Times	Overall	1200m	1000m	800m	600m	400m	Last 600m				
		1:19.29 (0:10.41)	1:08.88 (0:11.48)	0:57.40 (0:11.40)	0:46.00 (0:11.13)	0:34.87 (0:11.18)	0:23.69 (0:11.50)	0:34.87				
Rank	TAB Horse/Jockey	Barrier	Top Speed [km/h]	Fastest Section					Distance Travelled [m]			
1	2 KOBAYASTAR Chelsea Jokic	7	66.6 600m	0:10.43 Overall	1:19.29 [1] (0:10.43)	1:08.86 [2] (0:11.71)	0:57.15 [3] (0:11.29)	0:45.86 [2] (0:11.19)	0:34.67 [2] (0:11.15)	0:23.52 [2] (0:11.33)	0:34.67	
2	1 BETTER SHOW Lacey Morrison	4	65.3 800m	0:10.55 Overall	1:19.67 [2] (0:10.55)	1:09.12 [3] (0:11.58)	0:57.54 [2] (0:11.37)	0:46.17 [3] (0:11.13)	0:35.04 [3] (0:11.33)	0:23.71 [3] (0:11.49)	0:35.04	-6
3	7 SNEAKY FREDDY Isabella Teh	6	66.3 800m	0:10.41 Overall	1:19.80 [3] (0:10.41)	1:09.39 [1] (0:11.48)	0:57.91 [1] (0:11.40)	0:46.51 [1] (0:11.13)	0:35.38 [1] (0:11.18)	0:24.20 [1] (0:11.50)	0:35.38	-7
4	6 JUNGLEDELI Adrian Layt	1	66.2 800m	0:10.67 Overall	1:20.23 [4] (0:10.67)	1:09.56 [4] (0:11.65)	0:57.91 [4] (0:11.46)	0:46.45 [4] (0:11.06)	0:35.39 [4] (0:11.45)	0:23.94 [4] (0:11.70)	0:35.39	-3
5	4 FABULOUS HOFFA Corey Bayliss	3	65.9 800m	0:10.80 Overall	1:20.51 [5] (0:10.80)	1:09.71 [5] (0:11.77)	0:57.94 [5] (0:11.39)	0:46.55 [5] (0:11.13)	0:35.42 [5] (0:11.55)	0:23.87 [5] (0:11.77)	0:35.42	-2

Scratched: Goes Hoff (#3), Polly Hoffa (#5)

[] Ranking at each section and finish
 -:-:- No data available at this section
 NA No data available

SCN Saddle cloth number
 DNF Did not finish
 DNT Did not track



Townsville QLD Professional
Race 1: CARNIVAL LAUNCH 18 JULY QTIS Two-Year-Old Handicap - 1300m
07 July 2024 - 11:32



Track Rating: Soft 5, Weather: Overcast, Rail Position: +8m 1000m-W/Post; +3.5m Remainder

Section				200m				Last 600m	
Field Times				0:12.19 (0:12.19)				0:34.87	
Rank	TAB	Horse/Jockey	Barrier	Top Speed [km/h]	Fastest Section	Margin			Distance Travelled [m]
1	2	KOBAYASTAR	7	66.6	0:10.43	0:12.19 [2]	1:19.29		0:34.67
		Chelsea Jokic		600m	Overall	(0:12.19)			
2	1	BETTER SHOW	4	65.3	0:10.55	0:12.22 [3]	2.25L		0:35.04
		Lacey Morrison		800m	Overall	(0:12.22)			-6
3	7	SNEAKY FREDDY	6	66.3	0:10.41	0:12.70 [1]	2.99L		0:35.38
		Isabella Teh		800m	Overall	(0:12.70)			-7
4	6	JUNGLEDELI	1	66.2	0:10.67	0:12.24 [4]	5.52L		0:35.39
		Adrian Layt		800m	Overall	(0:12.24)			-3
5	4	FABULOUS HOFFA	3	65.9	0:10.80	0:12.10 [5]	7.17L		0:35.42
		Corey Bayliss		800m	Overall	(0:12.10)			-2

Scratched: Goes Hoff (#3), Polly Hoffa (#5)



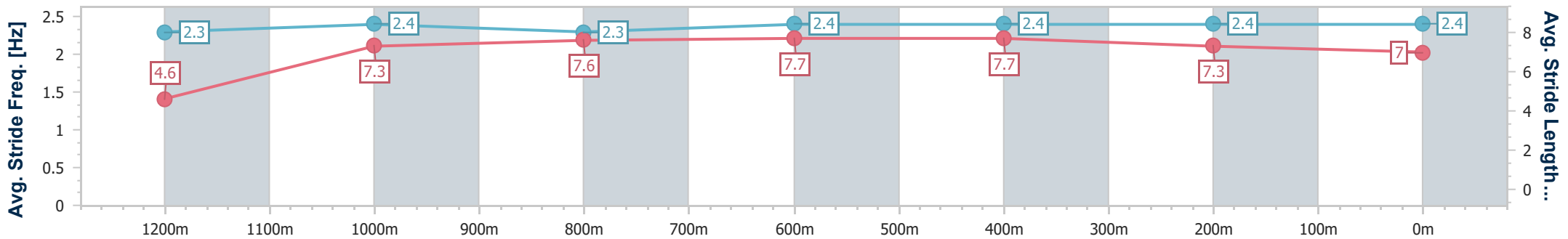
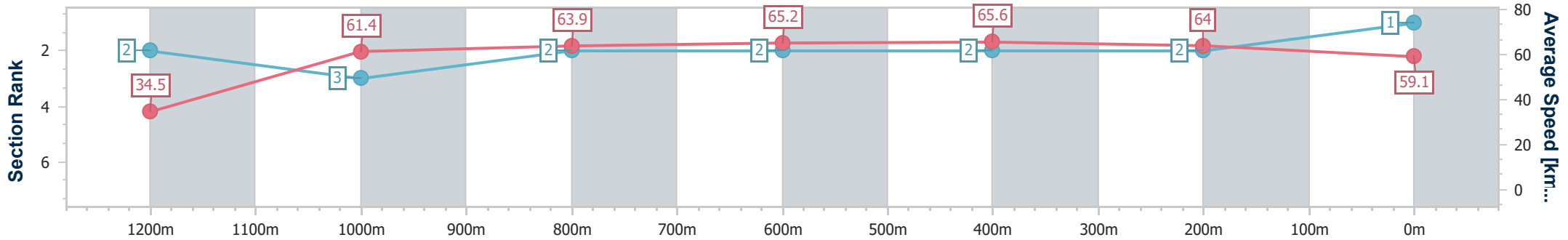
Horse/Jockey Name	Kobayastar
Final Rank	1
Fastest Section Time (Section)	0:10.43 (Overall)
Top Speed [km/h] (Section)	66.6 (600m)
Race State	Finished



Townsville QLD Professional
 Race 1: CARNIVAL LAUNCH 18 JULY QTIS Two-Year-Old
 Handicap - 1300m
 07 July 2024 - 11:32
 Track Rating: Soft 5, Weather: Overcast, Rail Position: +8m 1000m-
 W/Post; +3.5m Remainder



Section	Overall	1200m	1000m	800m	600m	400m	200m
Section Times	1:19.29 [1] (0:10.43)	1:08.86 [2] (0:11.71)	0:57.15 [3] (0:11.29)	0:45.86 [2] (0:11.19)	0:34.67 [2] (0:11.15)	0:23.52 [2] (0:11.33)	0:12.19 [2] (0:12.19)
Average Speed [km/h]	34.5	61.4	63.9	65.2	65.6	64.0	59.1
Top Speed [km/h]	61.6	63.5	65.9	66.0	66.6	65.3	62.3
Avg. Dist. to Rail [m]	10.4	1.7	1.3	2.8	3.1	3.9	5.0
Avg. Stride Freq. [Hz]	2.3	2.4	2.3	2.4	2.4	2.4	2.4
Avg. Stride Length [m]	4.6	7.3	7.6	7.7	7.7	7.3	7.0



- [] Ranking at each section and finish
- .-.- No data available at this section
- NA No data available



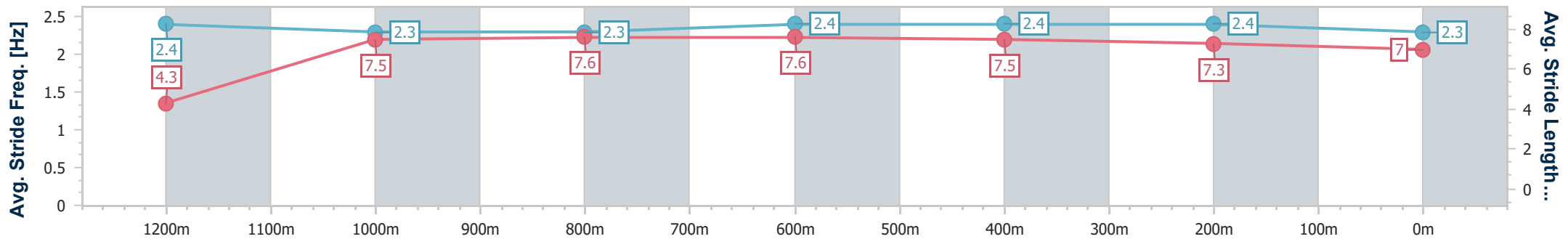
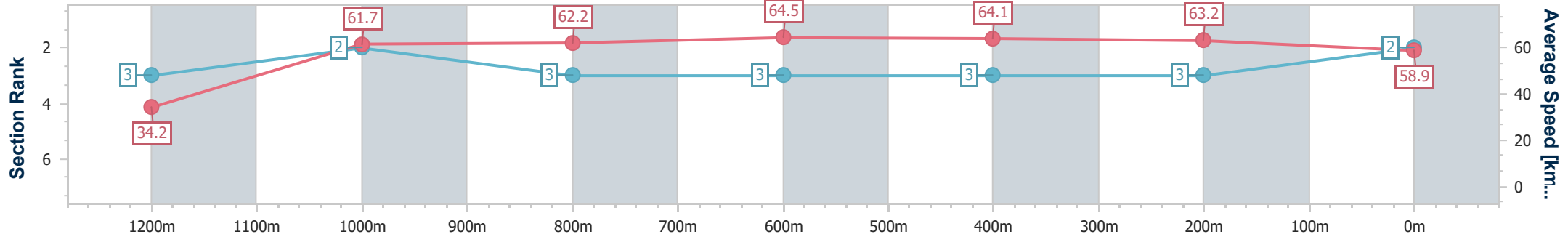
Horse/Jockey Name	Better Show
Final Rank	2
Fastest Section Time (Section)	0:10.55 (Overall)
Top Speed [km/h] (Section)	65.3 (800m)
Race State	Finished



Townsville QLD Professional
 Race 1: CARNIVAL LAUNCH 18 JULY QTIS Two-Year-Old Handicap - 1300m
 07 July 2024 - 11:32
 Track Rating: Soft 5, Weather: Overcast, Rail Position: +8m 1000m-W/Post; +3.5m Remainder



Section	Overall	1200m	1000m	800m	600m	400m	200m
Section Times	1:19.67 [2] (0:10.55)	1:09.12 [3] (0:11.58)	0:57.54 [2] (0:11.37)	0:46.17 [3] (0:11.13)	0:35.04 [3] (0:11.33)	0:23.71 [3] (0:11.49)	0:12.22 [3] (0:12.22)
Average Speed [km/h]	34.2	61.7	62.2	64.5	64.1	63.2	58.9
Top Speed [km/h]	62.5	62.6	64.4	65.3	64.9	63.9	61.9
Avg. Dist. to Rail [m]	8.2	2.9	3.6	0.8	1.9	3.5	4.6
Avg. Stride Freq. [Hz]	2.4	2.3	2.3	2.4	2.4	2.4	2.3
Avg. Stride Length [m]	4.3	7.5	7.6	7.6	7.5	7.3	7.0



- [] Ranking at each section and finish
- .-.- No data available at this section
- NA No data available



Horse/Jockey Name	Sneaky Freddy
Final Rank	3
Fastest Section Time (Section)	0:10.41 (Overall)
Top Speed [km/h] (Section)	66.3 (800m)
Race State	Finished

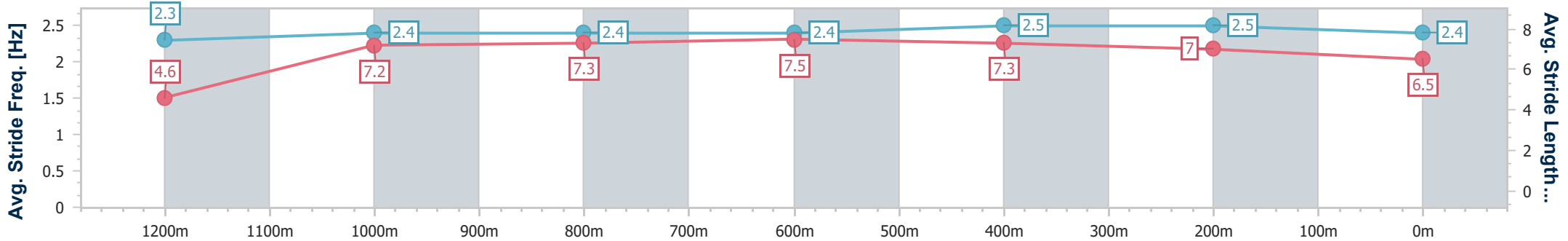
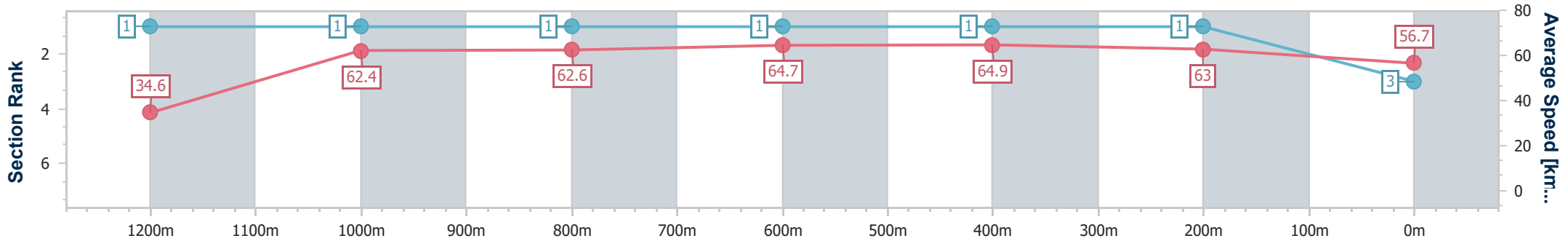


Townsville QLD Professional
 Race 1: CARNIVAL LAUNCH 18 JULY QTIS Two-Year-Old
 Handicap - 1300m
 07 July 2024 - 11:32



Track Rating: Soft 5, Weather: Overcast, Rail Position: +8m 1000m-
 W/Post; +3.5m Remainder

Section	Overall	1200m	1000m	800m	600m	400m	200m
Section Times	1:19.80 [3] (0:10.41)	1:09.39 [1] (0:11.48)	0:57.91 [1] (0:11.40)	0:46.51 [1] (0:11.13)	0:35.38 [1] (0:11.18)	0:24.20 [1] (0:11.50)	0:12.70 [1] (0:12.70)
Average Speed [km/h]	34.6	62.4	62.6	64.7	64.9	63.0	56.7
Top Speed [km/h]	62.7	63.9	65.2	66.3	65.8	65.1	60.6
Avg. Dist. to Rail [m]	9.2	1.4	2.1	0.5	1.8	2.9	3.2
Avg. Stride Freq. [Hz]	2.3	2.4	2.4	2.4	2.5	2.5	2.4
Avg. Stride Length [m]	4.6	7.2	7.3	7.5	7.3	7.0	6.5



- [] Ranking at each section and finish
- .-.- No data available at this section
- NA No data available



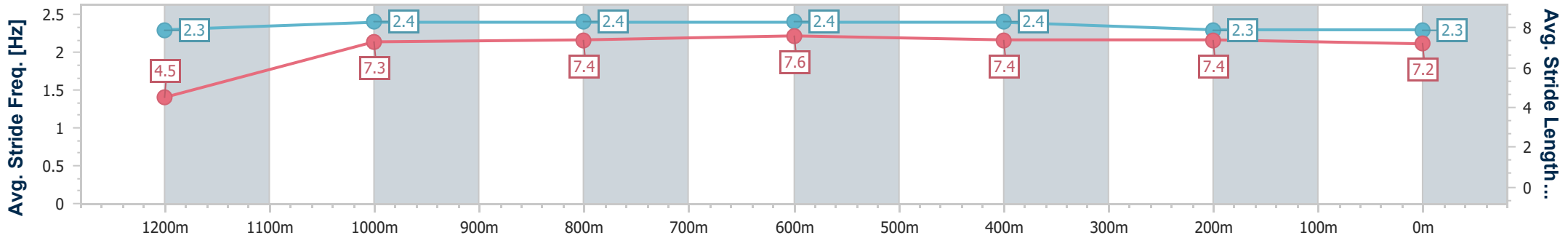
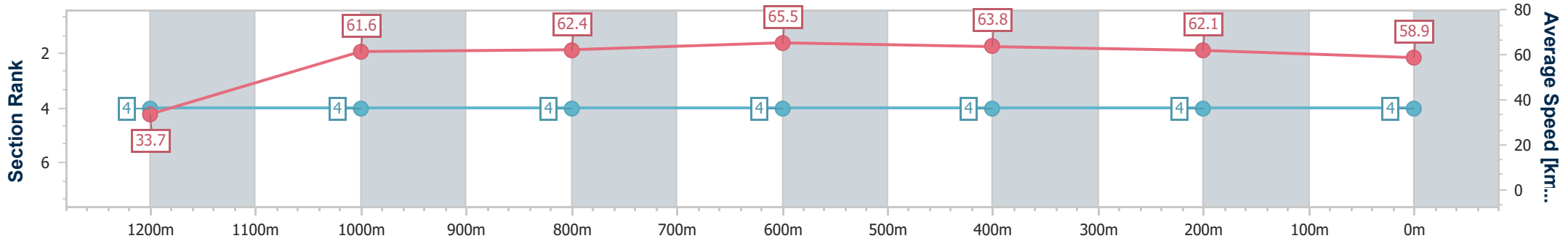
Horse/Jockey Name	Jungledeli
Final Rank	4
Fastest Section Time (Section)	0:10.67 (Overall)
Top Speed [km/h] (Section)	66.2 (800m)
Race State	Finished



Townsville QLD Professional
 Race 1: CARNIVAL LAUNCH 18 JULY QTIS Two-Year-Old Handicap - 1300m
 07 July 2024 - 11:32
 Track Rating: Soft 5, Weather: Overcast, Rail Position: +8m 1000m-W/Post; +3.5m Remainder



Section	Overall	1200m	1000m	800m	600m	400m	200m
Section Times	1:20.23 [4] (0:10.67)	1:09.56 [4] (0:11.65)	0:57.91 [4] (0:11.46)	0:46.45 [4] (0:11.06)	0:35.39 [4] (0:11.45)	0:23.94 [4] (0:11.70)	0:12.24 [4] (0:12.24)
Average Speed [km/h]	33.7	61.6	62.4	65.5	63.8	62.1	58.9
Top Speed [km/h]	60.7	62.3	64.5	66.2	65.3	63.5	61.6
Avg. Dist. to Rail [m]	7.6	1.8	1.6	1.4	3.2	4.4	5.5
Avg. Stride Freq. [Hz]	2.3	2.4	2.4	2.4	2.4	2.3	2.3
Avg. Stride Length [m]	4.5	7.3	7.4	7.6	7.4	7.4	7.2



- [] Ranking at each section and finish
- .-.- No data available at this section
- NA No data available



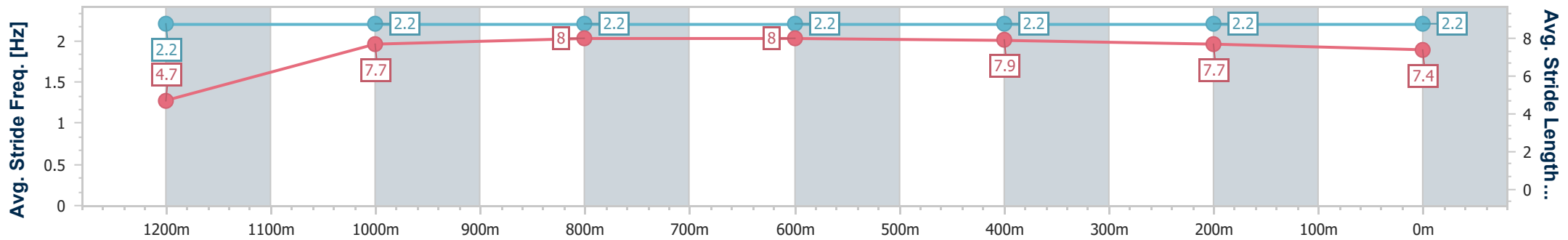
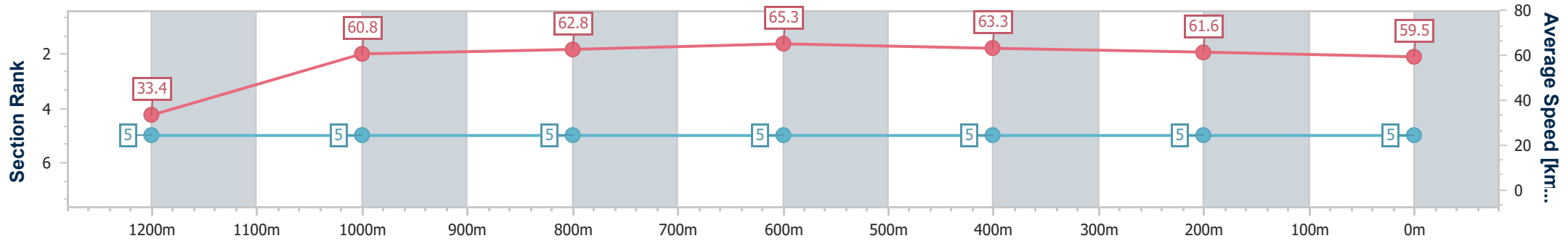
Horse/Jockey Name	Fabulous Hoffa
Final Rank	5
Fastest Section Time (Section)	0:10.80 (Overall)
Top Speed [km/h] (Section)	65.9 (800m)
Race State	Finished



Townsville QLD Professional
 Race 1: CARNIVAL LAUNCH 18 JULY QTIS Two-Year-Old Handicap - 1300m
 07 July 2024 - 11:32
 Track Rating: Soft 5, Weather: Overcast, Rail Position: +8m 1000m-W/Post; +3.5m Remainder



Section	Overall	1200m	1000m	800m	600m	400m	200m
Section Times	1:20.51 [5] (0:10.80)	1:09.71 [5] (0:11.77)	0:57.94 [5] (0:11.39)	0:46.55 [5] (0:11.13)	0:35.42 [5] (0:11.55)	0:23.87 [5] (0:11.77)	0:12.10 [5] (0:12.10)
Average Speed [km/h]	33.4	60.8	62.8	65.3	63.3	61.6	59.5
Top Speed [km/h]	60.5	61.3	65.2	65.9	65.5	62.5	61.6
Avg. Dist. to Rail [m]	8.0	2.1	1.9	2.3	3.3	3.7	4.1
Avg. Stride Freq. [Hz]	2.2	2.2	2.2	2.2	2.2	2.2	2.2
Avg. Stride Length [m]	4.7	7.7	8.0	8.0	7.9	7.7	7.4



- [] Ranking at each section and finish
- .-.- No data available at this section
- NA No data available