










IPSWICH, QLD
Race 1 - TAB VENUE MODE - 431M
09/07/2024 - 15:37:57 PM

RUG	NAME	BOX	SECTION-1	HOME	FINISH TIME
	Wotan Road	2	13.79	12.01	25.80 [1]
	Bush Manoeuvre	7	13.90	12.13	26.03 [2]
	Box Cutter	5	13.87	12.29	26.16 [3]
	This Time	1	14.21	11.99	26.20 [4]
	Bess Be Good	6	14.15	12.16	26.31 [5]
	Lizzy Legs	4	14.23	12.17	26.40 [6]
	Reel 'em Sissy	8	13.90	12.54	26.44 [7]
	Wife's Furious	3	14.09	12.42	26.51 [8]

Data based on IsoLynx Localised Positioning System.

Legend:

[] - Rank at each section

() - Avg. meters to rail for section

-- - No data available at section





IPSWICH, QLD
Race 2 - SKY RACING - 431M
09/07/2024 - 15:57:46 PM

RUG	NAME	BOX	TOP SPEED	50M	100M	150M	200M	250M	300M	350M	400M	200M HOME	FINISH TIME
5	Drop Of Red	5	68.3km/h	3.76 [1] 53.4km/h (1.9M)	6.54 [1] 64.9km/h (1.3M)	9.26 [1] 66.1km/h (1.0M)	11.90 [1] 68.0km/h (0.7M)	14.66 [1] 65.3km/h (1.2M)	17.62 [1] 60.9km/h (1.4M)	20.61 [1] 60.2km/h (1.1M)	23.58 [1] 60.6km/h (1.2M)	11.82 61.0km/h (1.2M)	25.39 [1]
9	Snow Cone	1	68.6km/h	3.87 [3] 51.5km/h (0.8M)	6.70 [3] 63.7km/h (0.9M)	9.40 [3] 66.7km/h (1.2M)	12.03 [3] 68.3km/h (1.5M)	14.75 [2] 66.3km/h (0.9M)	17.67 [2] 61.6km/h (0.8M)	20.72 [2] 59.2km/h (1.3M)	23.69 [2] 60.5km/h (1.7M)	11.82 61.0km/h (1.3M)	25.51 [2]
8	Special Werina	8	68.2km/h	3.82 [2] 51.5km/h (2.8M)	6.64 [2] 63.9km/h (1.7M)	9.36 [2] 66.3km/h (3.0M)	12.02 [2] 67.7km/h (4.3M)	14.81 [3] 64.4km/h (2.1M)	17.78 [3] 60.8km/h (1.7M)	20.79 [3] 59.8km/h (2.1M)	23.76 [3] 60.6km/h (4.6M)	11.87 60.7km/h (2.8M)	25.60 [3]
7	Looks Good	7	68.6km/h	3.91 [5] 50.7km/h (2.5M)	6.82 [4] 62.0km/h (1.6M)	9.52 [4] 66.5km/h (1.5M)	12.15 [4] 68.4km/h (2.3M)	14.89 [4] 65.8km/h (1.1M)	17.86 [4] 60.6km/h (1.1M)	20.85 [4] 60.1km/h (1.0M)	23.80 [4] 61.1km/h (2.3M)	11.79 61.1km/h (1.5M)	25.61 [4]
3	Crazy Matrix	3	69.2km/h	3.96 [6] 50.1km/h (1.7M)	7.04 [7] 58.8km/h (2.1M)	9.77 [7] 65.8km/h (3.1M)	12.38 [6] 68.9km/h (3.9M)	15.22 [5] 63.6km/h (2.5M)	18.15 [5] 61.4km/h (1.3M)	21.12 [5] 60.5km/h (1.4M)	24.06 [5] 61.2km/h (2.6M)	11.79 61.1km/h (1.8M)	25.88 [5]
4	Isamu Lachy	4	68.3km/h	4.03 [8] 49.4km/h (1.8M)	7.01 [6] 60.5km/h (1.5M)	9.77 [6] 65.2km/h (1.2M)	12.43 [7] 67.7km/h (0.8M)	15.49 [8] 59.7km/h (1.5M)	18.78 [6] 54.7km/h (3.0M)	22.02 [6] 55.7km/h (2.1M)	25.05 [6] 59.4km/h (1.9M)	12.74 56.7km/h (2.4M)	26.91 [6]
2	Anytime Romeo	2	67.5km/h	3.90 [4] 50.8km/h (1.3M)	6.90 [5] 60.3km/h (0.9M)	9.70 [5] 64.3km/h (1.6M)	12.38 [5] 67.1km/h (1.8M)	15.43 [7] 59.9km/h (1.3M)	18.90 [8] 51.9km/h (2.3M)	22.08 [7] 56.6km/h (1.2M)	25.11 [7] 59.5km/h (1.5M)	12.82 56.4km/h (1.6M)	26.93 [7]
6	Bella Rye	6	69.0km/h	4.02 [7] 49.0km/h (2.2M)	7.13 [8] 58.3km/h (1.0M)	9.89 [8] 65.2km/h (1.5M)	12.51 [8] 68.7km/h (1.9M)	15.37 [6] 63.3km/h (1.1M)	18.84 [7] 51.8km/h (2.3M)	22.12 [8] 55.0km/h (1.7M)	25.16 [8] 59.4km/h (1.6M)	12.84 56.3km/h (1.8M)	27.02 [8]

Data based on IsoLynx Localised Positioning System.

Legend:

[] - Rank at each section

() - Avg. meters to rail for section

-- - No data available at section





IPSWICH, QLD
 Race 3 - WWW.IPSWICHGREYHOUNDS.COM - 431M
 09/07/2024 - 16:12:49 PM

RUG	NAME	BOX	TOP SPEED	50M	100M	150M	200M	250M	300M	350M	400M	200M HOME	FINISH TIME
3	Absolution	3	69.4km/h	3.76 [1] 53.2km/h (1.2M)	6.54 [1] 64.9km/h (0.7M)	9.23 [1] 66.9km/h (1.1M)	11.83 [1] 69.1km/h (0.9M)	14.54 [1] 66.6km/h (0.9M)	17.44 [1] 62.0km/h (0.8M)	20.43 [1] 60.3km/h (1.1M)	23.39 [1] 60.7km/h (1.4M)	11.73 61.4km/h (1.1M)	25.20 [1]
8	Muscovite Mica	8	68.2km/h	3.84 [3] 51.9km/h (3.1M)	6.63 [2] 64.5km/h (1.8M)	9.35 [2] 66.3km/h (2.0M)	11.99 [2] 68.1km/h (2.1M)	14.70 [2] 66.3km/h (1.2M)	17.63 [2] 61.7km/h (0.9M)	20.64 [2] 59.8km/h (1.3M)	23.64 [2] 59.9km/h (2.5M)	11.86 60.7km/h (1.6M)	25.51 [2]
1	Milton Cranberry	1	67.8km/h	3.85 [4] 52.9km/h (0.5M)	6.69 [3] 63.4km/h (1.1M)	9.42 [3] 65.8km/h (1.0M)	12.08 [3] 67.7km/h (0.6M)	14.84 [3] 65.4km/h (0.9M)	17.84 [3] 60.0km/h (1.3M)	20.83 [3] 60.2km/h (0.9M)	23.80 [3] 60.6km/h (1.3M)	11.86 60.7km/h (1.1M)	25.61 [3]
5	Amira	5	68.1km/h	3.88 [5] 51.3km/h (2.0M)	6.78 [5] 62.1km/h (1.0M)	9.51 [4] 65.9km/h (0.8M)	12.15 [4] 68.0km/h (0.7M)	14.90 [4] 65.5km/h (1.3M)	17.90 [4] 60.1km/h (1.7M)	20.88 [4] 60.6km/h (1.4M)	23.81 [4] 61.3km/h (1.7M)	11.81 61.0km/h (1.5M)	25.62 [4]
7	Kajagoogoo	7	68.6km/h	3.94 [6] 51.2km/h (2.7M)	6.82 [6] 62.5km/h (2.0M)	9.64 [6] 63.9km/h (4.1M)	12.27 [6] 68.4km/h (4.1M)	15.02 [6] 65.4km/h (1.7M)	17.97 [5] 61.1km/h (0.9M)	20.97 [5] 60.0km/h (1.4M)	23.91 [5] 61.3km/h (3.2M)	11.75 61.3km/h (1.9M)	25.72 [5]
4	Minter Deluxe	4	68.1km/h	3.97 [8] 50.9km/h (1.6M)	6.89 [8] 61.8km/h (1.2M)	9.73 [8] 63.5km/h (2.0M)	12.40 [8] 67.3km/h (2.0M)	15.18 [7] 64.7km/h (1.2M)	18.09 [7] 62.0km/h (0.9M)	21.04 [6] 61.1km/h (0.8M)	23.94 [6] 62.0km/h (0.9M)	11.63 61.9km/h (0.9M)	25.72 [6]
2	Cutie Cutie	2	67.1km/h	3.95 [7] 50.8km/h (1.0M)	6.83 [7] 62.4km/h (0.6M)	9.70 [7] 62.8km/h (1.5M)	12.39 [7] 66.8km/h (1.5M)	15.24 [8] 63.4km/h (0.8M)	18.26 [8] 59.5km/h (0.9M)	21.26 [8] 60.1km/h (0.9M)	24.18 [8] 61.5km/h (0.7M)	11.85 60.8km/h (0.8M)	25.97 [7]
6	Arapaho Malt	6	69.0km/h	3.84 [2] 51.8km/h (2.4M)	6.77 [4] 61.4km/h (1.6M)	9.57 [5] 64.4km/h (2.9M)	12.19 [5] 68.5km/h (3.4M)	14.97 [5] 64.9km/h (1.8M)	18.01 [6] 59.3km/h (1.4M)	21.15 [7] 57.4km/h (1.8M)	24.15 [7] 60.0km/h (4.0M)	12.13 59.4km/h (2.6M)	26.01 [8]





IPSWICH, QLD
Race 4 - DOVER & SONS 5th Grade H - 520M
09/07/2024 - 16:35:53 PM

RUG	NAME	BOX	TOP SPEED	50M	100M	150M	200M	250M	300M	350M	400M	450M	500M	200M HOME	FINISH TIME
	Titanium Gunn	2	67.5km/h	3.97 [6] 52.1km/h (0.4M)	6.71 [6] 65.7km/h (0.7M)	9.50 [3] 64.5km/h (0.9M)	12.27 [2] 64.9km/h (0.9M)	15.01 [2] 65.9km/h (1.3M)	17.68 [2] 67.2km/h (0.9M)	20.51 [2] 63.8km/h (1.0M)	23.48 [2] 60.5km/h (1.0M)	26.48 [2] 60.0km/h (0.6M)	29.45 [1] 60.7km/h (0.8M)	11.84 60.9km/h (0.9M)	30.62 [1]
	Big And Cheesy	3	68.6km/h	3.85 [1] 53.1km/h (1.1M)	6.50 [1] 67.7km/h (1.0M)	9.18 [1] 67.2km/h (1.0M)	11.92 [1] 65.7km/h (1.0M)	14.69 [1] 65.0km/h (1.1M)	17.45 [1] 65.3km/h (1.1M)	20.32 [1] 62.7km/h (0.8M)	23.37 [1] 59.1km/h (0.9M)	26.47 [1] 58.2km/h (1.0M)	29.54 [2] 58.5km/h (1.5M)	12.19 59.1km/h (1.1M)	30.76 [2]
	Seaway Flyer	1	68.5km/h	4.06 [7] 51.3km/h (0.5M)	6.74 [7] 67.1km/h (1.3M)	9.52 [4] 64.7km/h (2.8M)	12.32 [3] 64.3km/h (2.3M)	15.06 [3] 65.9km/h (2.1M)	17.73 [3] 67.2km/h (2.0M)	20.58 [3] 63.3km/h (1.7M)	23.59 [3] 59.9km/h (1.5M)	26.63 [3] 59.3km/h (1.2M)	29.61 [3] 60.4km/h (0.9M)	11.95 60.3km/h (1.2M)	30.79 [3]
	Key To It	7	66.4km/h	3.90 [3] 52.0km/h (2.7M)	6.65 [5] 65.3km/h (1.8M)	9.53 [5] 62.6km/h (1.4M)	12.39 [5] 62.9km/h (1.3M)	15.22 [4] 63.6km/h (2.4M)	18.01 [5] 64.5km/h (3.0M)	20.98 [6] 60.6km/h (1.4M)	24.09 [5] 58.0km/h (1.3M)	27.15 [5] 58.7km/h (1.3M)	30.16 [5] 59.6km/h (2.4M)	12.21 59.0km/h (1.7M)	31.38 [4]
	Game Of Patience	4	68.7km/h	3.90 [4] 52.5km/h (1.8M)	6.58 [3] 66.9km/h (1.4M)	9.55 [7] 60.9km/h (2.1M)	12.45 [7] 62.0km/h (1.7M)	15.29 [6] 63.4km/h (2.8M)	18.05 [6] 65.2km/h (2.0M)	20.92 [4] 62.9km/h (0.9M)	23.96 [4] 59.1km/h (1.0M)	27.06 [4] 58.0km/h (1.2M)	30.15 [4] 58.3km/h (1.6M)	12.21 59.0km/h (1.2M)	31.38 [5]
	Ivy Rules	8	67.1km/h	3.91 [5] 52.1km/h (3.8M)	6.62 [4] 66.3km/h (2.4M)	9.53 [6] 62.1km/h (3.3M)	12.44 [6] 61.8km/h (2.8M)	15.34 [7] 62.0km/h (3.1M)	18.16 [7] 63.9km/h (2.2M)	21.07 [7] 61.9km/h (1.0M)	24.15 [7] 58.5km/h (0.8M)	27.24 [6] 58.2km/h (0.8M)	30.25 [6] 59.8km/h (0.7M)	12.15 59.3km/h (0.8M)	31.44 [6]
	Booming Boo Boo	6	68.1km/h	3.85 [2] 52.9km/h (2.3M)	6.54 [2] 66.8km/h (1.8M)	9.49 [2] 61.1km/h (2.2M)	12.38 [4] 62.3km/h (1.7M)	15.23 [5] 63.3km/h (2.9M)	18.00 [4] 65.0km/h (3.6M)	20.96 [5] 60.8km/h (1.7M)	24.14 [6] 56.8km/h (1.7M)	27.33 [7] 56.3km/h (1.9M)	30.41 [7] 58.5km/h (2.5M)	12.47 57.7km/h (2.0M)	31.62 [7]

Data based on IsoLynx Localised Positioning System.

Legend:

[] - Rank at each section

() - Avg. meters to rail for section

--- No data available at section





IPSWICH, QLD
 Race 5 - GREYHOUNDS MAKE GREAT PETS 5th Grade H - 520M
 09/07/2024 - 16:50:44 PM

RUG	NAME	BOX	TOP SPEED	50M	100M	150M	200M	250M	300M	350M	400M	450M	500M	200M HOME	FINISH TIME
4	Showtime Caesar	4	67.2km/h	3.89 [3] 52.3km/h (1.2M)	6.63 [2] 65.5km/h (1.0M)	9.60 [2] 60.8km/h (2.0M)	12.39 [2] 64.6km/h (1.7M)	15.12 [2] 65.8km/h (2.5M)	17.84 [1] 66.3km/h (2.0M)	20.74 [1] 62.1km/h (1.3M)	23.85 [2] 57.9km/h (1.3M)	26.99 [2] 57.4km/h (1.6M)	30.03 [1] 59.0km/h (1.5M)	12.29 58.6km/h (1.4M)	31.25 [1]
7	Par Seventy	7	66.3km/h	3.89 [4] 52.0km/h (3.4M)	6.70 [4] 64.0km/h (1.9M)	9.54 [1] 63.6km/h (1.1M)	12.32 [1] 64.7km/h (1.1M)	15.11 [1] 64.7km/h (2.0M)	17.88 [2] 65.0km/h (1.6M)	20.80 [2] 61.5km/h (0.8M)	23.85 [1] 59.1km/h (0.8M)	26.96 [1] 58.0km/h (0.9M)	30.05 [2] 58.1km/h (1.0M)	12.27 58.8km/h (0.9M)	31.29 [2]
6	Pringle Tiger	6	67.1km/h	4.24 [8] 50.1km/h (2.4M)	6.96 [8] 65.9km/h (1.1M)	9.69 [4] 65.9km/h (0.6M)	12.45 [3] 65.4km/h (0.6M)	15.21 [3] 65.2km/h (1.2M)	17.92 [3] 66.3km/h (0.7M)	20.89 [3] 60.7km/h (0.7M)	23.96 [3] 58.7km/h (0.6M)	27.08 [3] 57.8km/h (0.6M)	30.19 [3] 57.8km/h (0.6M)	12.34 58.4km/h (0.6M)	31.43 [3]
5	Party At Harpers	5	67.6km/h	3.87 [1] 52.4km/h (2.7M)	6.59 [1] 65.8km/h (1.5M)	9.66 [3] 59.0km/h (2.5M)	12.53 [4] 62.7km/h (1.7M)	15.32 [4] 64.3km/h (1.7M)	18.07 [4] 65.6km/h (1.3M)	20.98 [4] 61.9km/h (1.2M)	24.09 [4] 58.0km/h (1.1M)	27.22 [4] 57.5km/h (1.1M)	30.30 [4] 58.4km/h (1.5M)	12.34 58.4km/h (1.3M)	31.53 [4]
1	Sleek Karma	1	65.9km/h	3.96 [6] 52.0km/h (0.3M)	6.80 [5] 63.3km/h (0.7M)	9.85 [5] 59.3km/h (1.5M)	12.70 [5] 63.1km/h (1.3M)	15.51 [5] 64.0km/h (2.7M)	18.30 [5] 64.6km/h (2.7M)	21.20 [5] 62.0km/h (1.1M)	24.24 [5] 59.3km/h (0.9M)	27.31 [5] 58.7km/h (1.2M)	30.34 [5] 59.4km/h (2.1M)	12.12 59.5km/h (1.4M)	31.56 [5]
8	Tayla's Lass	8	66.4km/h	3.87 [2] 52.3km/h (4.0M)	6.63 [3] 64.9km/h (2.4M)	9.93 [6] 55.1km/h (3.7M)	12.77 [6] 63.2km/h (1.2M)	15.59 [6] 64.0km/h (1.3M)	18.37 [6] 64.7km/h (1.2M)	21.31 [6] 61.2km/h (0.8M)	24.40 [6] 58.4km/h (1.1M)	27.50 [6] 58.1km/h (0.9M)	30.57 [6] 58.6km/h (1.1M)	12.27 58.7km/h (1.0M)	31.79 [6]
2	Dave Ricciardo	2	68.3km/h	4.12 [7] 51.4km/h (1.4M)	6.84 [7] 65.8km/h (1.6M)	10.28 [7] 53.1km/h (3.4M)	13.12 [7] 63.1km/h (1.6M)	15.92 [7] 64.3km/h (1.5M)	18.66 [7] 65.7km/h (2.0M)	21.54 [7] 62.5km/h (1.5M)	24.63 [7] 58.4km/h (1.5M)	27.75 [7] 57.7km/h (1.2M)	30.83 [7] 58.4km/h (1.8M)	12.27 58.7km/h (1.6M)	32.05 [7]
3	Taffer	3	66.6km/h	3.95 [5] 52.2km/h (0.9M)	6.81 [6] 63.0km/h (1.2M)	10.33 [8] 52.0km/h (1.5M)	13.26 [8] 61.5km/h (0.6M)	16.10 [8] 63.2km/h (1.5M)	18.88 [8] 64.7km/h (1.9M)	21.79 [8] 62.0km/h (0.8M)	24.89 [8] 58.0km/h (0.7M)	28.04 [8] 57.3km/h (0.9M)	31.14 [8] 57.9km/h (1.9M)	12.37 58.3km/h (1.2M)	32.38 [8]

Data based on IsoLynx Localised Positioning System.

Legend:

[] - Rank at each section

() - Avg. meters to rail for section

-- - No data available at section





IPSWICH, QLD
 Race 6 - ROSEWOOD VETERINARY SERVICE 5th Grade H - 520M
 09/07/2024 - 17:15:39 PM

RUG	NAME	BOX	TOP SPEED	50M	100M	150M	200M	250M	300M	350M	400M	450M	500M	200M HOME	FINISH TIME
3	Cash On Demand	3	69.5km/h	3.81 [1] 53.5km/h (1.4M)	6.44 [1] 68.2km/h (0.9M)	9.13 [1] 66.9km/h (0.7M)	11.89 [1] 65.2km/h (0.8M)	14.67 [1] 64.9km/h (1.5M)	17.39 [1] 66.0km/h (1.1M)	20.27 [1] 62.6km/h (0.7M)	23.37 [1] 58.2km/h (0.7M)	26.48 [1] 57.9km/h (0.8M)	29.58 [1] 58.1km/h (1.4M)	12.30 58.6km/h (1.0M)	30.81 [1]
4	Tweed Way	4	67.7km/h	3.84 [2] 52.6km/h (2.5M)	6.54 [3] 66.6km/h (1.8M)	9.31 [3] 65.0km/h (0.8M)	12.09 [2] 64.7km/h (0.7M)	14.88 [3] 64.5km/h (1.9M)	17.64 [3] 65.2km/h (2.4M)	20.64 [3] 60.1km/h (1.6M)	23.64 [3] 60.0km/h (1.0M)	26.65 [3] 59.7km/h (1.0M)	29.66 [2] 59.9km/h (1.8M)	12.01 59.9km/h (1.3M)	30.85 [2]
7	Jupiter	7	67.4km/h	3.93 [6] 52.0km/h (3.4M)	6.63 [5] 66.6km/h (2.3M)	9.34 [4] 66.3km/h (1.8M)	12.10 [3] 65.1km/h (1.8M)	14.86 [2] 65.4km/h (2.6M)	17.58 [2] 66.2km/h (3.0M)	20.41 [2] 63.6km/h (1.1M)	23.44 [2] 59.5km/h (1.0M)	26.57 [2] 57.6km/h (1.5M)	29.68 [3] 57.8km/h (2.2M)	12.23 58.9km/h (1.6M)	30.92 [3]
2	Professor Sirius	2	66.8km/h	3.88 [4] 52.2km/h (0.9M)	6.62 [4] 65.4km/h (0.7M)	9.44 [5] 64.0km/h (0.6M)	12.21 [5] 65.0km/h (0.7M)	14.96 [4] 65.5km/h (1.1M)	17.70 [4] 65.6km/h (1.2M)	20.70 [4] 60.4km/h (0.8M)	23.77 [4] 58.6km/h (0.7M)	26.82 [4] 58.9km/h (1.0M)	29.87 [4] 59.0km/h (1.8M)	12.25 58.7km/h (1.1M)	31.09 [4]
6	It's The Ziggy	6	67.4km/h	4.14 [7] 50.8km/h (2.1M)	6.85 [7] 66.4km/h (1.5M)	9.69 [7] 63.3km/h (1.6M)	12.53 [7] 63.4km/h (2.0M)	15.27 [7] 65.6km/h (2.6M)	17.97 [7] 66.7km/h (2.9M)	20.88 [7] 62.0km/h (2.1M)	23.97 [6] 58.3km/h (2.1M)	27.04 [6] 58.7km/h (2.1M)	30.01 [5] 60.4km/h (2.8M)	12.09 59.6km/h (2.3M)	31.19 [5]
1	City Steamer	1	66.4km/h	3.90 [5] 52.0km/h (0.4M)	6.76 [6] 63.0km/h (0.7M)	9.61 [6] 63.2km/h (1.3M)	12.44 [6] 63.6km/h (1.2M)	15.22 [6] 64.9km/h (1.9M)	17.94 [6] 66.1km/h (2.0M)	20.85 [6] 61.8km/h (1.5M)	23.97 [7] 57.7km/h (1.6M)	27.09 [7] 57.8km/h (1.6M)	30.15 [6] 58.8km/h (3.0M)	12.28 58.6km/h (2.1M)	31.35 [6]
8	Rusty Demon	8	69.3km/h	3.86 [3] 53.1km/h (4.1M)	6.52 [2] 67.7km/h (2.3M)	9.29 [2] 64.9km/h (1.3M)	12.13 [4] 63.4km/h (1.0M)	14.98 [5] 63.3km/h (1.7M)	17.74 [5] 65.2km/h (1.4M)	20.75 [5] 59.8km/h (0.9M)	23.90 [5] 57.2km/h (0.7M)	27.03 [5] 57.5km/h (1.1M)	30.17 [7] 57.3km/h (1.4M)	12.56 57.4km/h (1.0M)	31.44 [7]

Data based on IsoLynx Localised Positioning System.
 Legend:
 [] - Rank at each section
 () - Avg. meters to rail for section
 --- No data available at section





IPSWICH, QLD
 Race 7 - WEST MORETON PET FOODS - 431M
 09/07/2024 - 17:34:41 PM

RUG	NAME	BOX	TOP SPEED	50M	100M	150M	200M	250M	300M	350M	400M	200M HOME	FINISH TIME
7	Journalist	7	70.3km/h	3.72 [1] 54.2km/h (2.7M)	6.45 [1] 65.9km/h (1.2M)	9.12 [1] 67.5km/h (2.1M)	11.69 [1] 70.0km/h (2.4M)	14.34 [1] 67.8km/h (1.1M)	17.21 [1] 62.9km/h (0.9M)	20.15 [1] 61.2km/h (0.8M)	23.07 [1] 61.6km/h (1.2M)	11.56 62.3km/h (1.1M)	24.87 [1]
4	Oak's Best	4	69.5km/h	3.75 [2] 52.9km/h (1.6M)	6.49 [2] 65.7km/h (0.7M)	9.16 [2] 67.5km/h (1.1M)	11.76 [2] 69.3km/h (1.2M)	14.46 [2] 66.5km/h (0.9M)	17.37 [2] 61.9km/h (0.8M)	20.34 [2] 60.7km/h (0.8M)	23.29 [2] 61.1km/h (1.3M)	11.72 61.5km/h (0.9M)	25.12 [2]
5	Glen's Wish	5	68.6km/h	3.80 [3] 51.7km/h (2.2M)	6.61 [4] 64.1km/h (1.2M)	9.33 [4] 66.3km/h (1.4M)	11.96 [4] 68.2km/h (1.2M)	14.70 [5] 65.7km/h (0.9M)	17.63 [5] 61.5km/h (0.8M)	20.61 [5] 60.5km/h (0.7M)	23.52 [3] 61.8km/h (0.9M)	11.67 61.7km/h (0.9M)	25.31 [3]
6	Federal Fernando	6	69.0km/h	3.81 [4] 51.9km/h (2.6M)	6.59 [3] 64.8km/h (1.9M)	9.30 [3] 66.5km/h (1.7M)	11.92 [3] 68.5km/h (1.8M)	14.63 [3] 66.5km/h (1.4M)	17.57 [3] 61.3km/h (1.2M)	20.58 [3] 60.0km/h (1.1M)	23.53 [4] 61.0km/h (1.6M)	11.78 61.1km/h (1.4M)	25.35 [4]
8	Sagai Miss	8	69.5km/h	3.87 [6] 51.8km/h (3.5M)	6.67 [5] 64.3km/h (2.4M)	9.37 [5] 66.6km/h (2.7M)	11.97 [5] 69.3km/h (3.2M)	14.66 [4] 66.7km/h (2.0M)	17.61 [4] 61.3km/h (2.0M)	20.61 [4] 60.0km/h (2.0M)	23.56 [5] 61.0km/h (2.9M)	11.75 61.3km/h (2.3M)	25.36 [5]
1	Dashing Turbo	1	68.4km/h	3.85 [5] 51.6km/h (1.2M)	6.70 [6] 63.3km/h (0.8M)	9.40 [6] 66.6km/h (1.7M)	12.04 [6] 68.2km/h (2.1M)	14.81 [6] 65.1km/h (1.5M)	17.81 [6] 60.0km/h (1.8M)	20.80 [6] 60.2km/h (1.1M)	23.77 [6] 60.8km/h (1.8M)	11.88 60.6km/h (1.7M)	25.60 [6]

Data based on IsoLynx Localised Positioning System.

Legend:

[] - Rank at each section

() - Avg. meters to rail for section

--- No data available at section





IPSWICH, QLD
Race 8 - M & K BUTCHERS - 431M
09/07/2024 - 17:51:40 PM

RUG	NAME	BOX	TOP SPEED	50M	100M	150M	200M	250M	300M	350M	400M	200M HOME	FINISH TIME
3	Stormy Trench	3	68.8km/h	3.72 [1] 53.3km/h (1.4M)	6.44 [1] 66.2km/h (1.0M)	9.12 [1] 67.2km/h (1.5M)	11.74 [1] 68.7km/h (2.8M)	14.42 [1] 67.2km/h (1.3M)	17.33 [1] 62.0km/h (1.1M)	20.33 [1] 59.9km/h (1.2M)	23.31 [1] 60.5km/h (3.0M)	11.75 61.3km/h (1.8M)	25.13 [1]
6	Sponge Kisses	6	69.5km/h	3.77 [2] 52.3km/h (2.7M)	6.53 [2] 65.2km/h (2.0M)	9.22 [2] 67.0km/h (1.9M)	11.82 [2] 69.2km/h (1.8M)	14.53 [2] 66.5km/h (1.0M)	17.43 [2] 62.2km/h (1.2M)	20.40 [2] 60.5km/h (1.5M)	23.36 [2] 60.8km/h (3.3M)	11.71 61.5km/h (2.0M)	25.18 [2]
2	Sirius Lizzie	2	69.6km/h	3.87 [6] 52.0km/h (1.6M)	6.72 [4] 63.1km/h (1.0M)	9.42 [4] 66.8km/h (1.9M)	12.01 [4] 69.3km/h (3.4M)	14.72 [4] 66.6km/h (1.9M)	17.64 [4] 61.7km/h (1.2M)	20.63 [3] 60.2km/h (1.2M)	23.59 [3] 60.7km/h (3.8M)	11.75 61.3km/h (2.2M)	25.41 [3]
8	Master Limit	8	68.6km/h	3.92 [8] 51.3km/h (3.2M)	6.81 [7] 62.3km/h (1.7M)	9.57 [6] 65.3km/h (1.2M)	12.20 [5] 68.3km/h (1.4M)	14.94 [5] 65.7km/h (1.0M)	17.84 [5] 62.2km/h (1.0M)	20.78 [5] 61.3km/h (1.1M)	23.66 [4] 62.4km/h (2.9M)	11.56 62.3km/h (1.6M)	25.43 [4]
1	Majestic Money	1	68.3km/h	3.82 [4] 52.1km/h (1.1M)	6.57 [3] 65.5km/h (1.0M)	9.28 [3] 66.5km/h (1.6M)	11.92 [3] 68.2km/h (1.6M)	14.63 [3] 66.2km/h (1.1M)	17.62 [3] 60.4km/h (1.6M)	20.69 [4] 58.6km/h (1.4M)	23.76 [5] 58.6km/h (3.5M)	12.08 59.6km/h (2.2M)	25.65 [5]
4	Ivy Pearl	4	66.8km/h	3.81 [3] 51.0km/h (1.7M)	6.74 [5] 61.5km/h (1.4M)	9.53 [5] 64.5km/h (2.9M)	12.23 [6] 66.6km/h (4.2M)	15.02 [6] 64.4km/h (1.9M)	17.99 [6] 60.7km/h (1.5M)	20.98 [6] 60.3km/h (1.1M)	23.95 [6] 60.5km/h (2.9M)	11.85 60.8km/h (1.9M)	25.79 [6]
9	Striking Miss	5	67.5km/h	3.82 [5] 51.4km/h (2.3M)	6.76 [6] 61.2km/h (2.1M)	9.59 [7] 63.7km/h (3.2M)	12.26 [7] 67.4km/h (4.7M)	15.07 [7] 64.1km/h (2.4M)	18.13 [7] 59.0km/h (2.2M)	21.09 [7] 60.7km/h (0.9M)	24.00 [7] 61.8km/h (0.9M)	11.86 60.8km/h (1.3M)	25.83 [7]
7	Notification	7	69.0km/h	3.87 [7] 51.1km/h (3.2M)	6.89 [8] 59.6km/h (2.4M)	9.67 [8] 64.9km/h (2.6M)	12.31 [8] 68.1km/h (2.8M)	15.15 [8] 63.4km/h (1.1M)	18.16 [8] 59.8km/h (0.8M)	21.25 [8] 58.4km/h (1.1M)	24.15 [8] 61.9km/h (3.0M)	11.90 60.6km/h (1.6M)	25.94 [8]

Data based on IsoLynx Localised Positioning System.

Legend:

[] - Rank at each section

() - Avg. meters to rail for section

-- - No data available at section





IPSWICH, QLD
Race 9 - GREYHOUND GEAR - 431M
09/07/2024 - 18:10:39 PM

RUG	NAME	BOX	SECTION-1	HOME	FINISH TIME
8	Lenardo's Dream	8	13.65	11.86	25.51 [1]
3	Federal Duke	3	13.53	12.01	25.54 [2]
2	Balmy Nights	2	13.92	11.66	25.58 [3]
6	Go Wild Ethan	6	13.83	11.80	25.63 [4]
7	Marcia Hook	7	13.92	11.75	25.67 [5]
5	Toffee Coffee	5	13.62	12.10	25.72 [6]
1	Bee Pink	1	13.97	11.77	25.74 [7]
4	Woosnam	4	14.03	11.91	25.94 [8]

Data based on IsoLynx Localised Positioning System.

Legend:

[] - Rank at each section

() - Avg. meters to rail for section





IPSWICH, QLD
Race 10 - TREMBATH TYRES - 431M
09/07/2024 - 18:28:40 PM

RUG	NAME	BOX	TOP SPEED	50M	100M	150M	200M	250M	300M	350M	400M	200M HOME	FINISH TIME
	Gracie's Myth	2	69.3km/h	3.86 [5] 51.6km/h (1.0M)	6.63 [3] 65.0km/h (0.6M)	9.34 [3] 66.5km/h (0.6M)	11.94 [3] 69.0km/h (0.6M)	14.67 [3] 65.9km/h (0.8M)	17.60 [1] 61.5km/h (0.9M)	20.57 [1] 60.7km/h (0.9M)	23.50 [1] 61.4km/h (1.5M)	11.70 61.6km/h (1.0M)	25.30 [1]
	Set To Rock	8	69.6km/h	3.86 [6] 51.8km/h (3.4M)	6.65 [4] 64.6km/h (2.1M)	9.34 [4] 66.8km/h (2.2M)	11.94 [2] 69.2km/h (2.2M)	14.65 [2] 66.3km/h (1.7M)	17.70 [3] 59.2km/h (2.1M)	20.74 [2] 59.2km/h (1.7M)	23.71 [2] 60.7km/h (2.8M)	11.93 60.4km/h (2.1M)	25.52 [2]
	Rab Ruadh Roy	6	68.0km/h	3.97 [8] 50.2km/h (2.2M)	6.84 [5] 62.8km/h (0.8M)	9.63 [5] 64.6km/h (1.2M)	12.29 [5] 67.4km/h (1.1M)	15.05 [5] 65.3km/h (1.1M)	17.96 [5] 62.0km/h (1.0M)	20.90 [4] 61.2km/h (0.9M)	23.82 [4] 61.7km/h (1.0M)	11.64 61.9km/h (0.9M)	25.62 [3]
	Wild Dash Zip	7	68.4km/h	3.82 [3] 52.2km/h (2.7M)	6.62 [2] 64.3km/h (1.4M)	9.33 [2] 66.4km/h (1.9M)	11.97 [4] 68.2km/h (1.5M)	14.71 [4] 65.7km/h (1.2M)	17.69 [2] 60.5km/h (1.4M)	20.75 [3] 59.0km/h (1.1M)	23.77 [3] 59.6km/h (1.5M)	12.01 60.0km/h (1.3M)	25.64 [4]
	Elaine Danced	4	68.7km/h	3.75 [1] 52.8km/h (1.8M)	6.54 [1] 64.5km/h (1.3M)	9.24 [1] 66.8km/h (0.9M)	11.86 [1] 68.4km/h (0.8M)	14.63 [1] 65.1km/h (1.3M)	17.76 [4] 57.6km/h (2.0M)	20.97 [5] 56.2km/h (2.1M)	24.01 [5] 59.1km/h (2.6M)	12.33 58.5km/h (2.1M)	25.87 [5]
	Bacchus Warnie	5	67.6km/h	3.91 [7] 50.4km/h (2.1M)	6.87 [6] 60.8km/h (2.0M)	9.67 [6] 64.3km/h (3.2M)	12.34 [6] 67.3km/h (3.8M)	15.12 [6] 64.9km/h (2.3M)	18.08 [6] 60.9km/h (2.2M)	21.10 [6] 59.6km/h (2.3M)	24.09 [6] 60.2km/h (5.3M)	11.89 60.6km/h (3.3M)	25.93 [6]
	Tweed Force	1	68.4km/h	3.84 [4] 51.1km/h (0.9M)	6.90 [7] 59.0km/h (1.1M)	9.71 [7] 64.1km/h (2.0M)	12.36 [7] 67.8km/h (1.6M)	15.16 [7] 64.4km/h (1.4M)	18.14 [7] 60.4km/h (1.1M)	21.17 [7] 59.6km/h (1.1M)	24.16 [7] 60.1km/h (1.1M)	11.94 60.3km/h (1.1M)	25.99 [7]
	Miss Mira	3	67.2km/h	3.81 [2] 51.3km/h (1.4M)	6.92 [8] 58.1km/h (1.6M)	9.85 [8] 61.6km/h (2.8M)	12.55 [8] 66.5km/h (2.6M)	15.30 [8] 65.4km/h (1.1M)	18.28 [8] 60.5km/h (1.0M)	21.35 [8] 58.8km/h (1.6M)	24.40 [8] 59.0km/h (3.4M)	12.04 59.8km/h (1.9M)	26.28 [8]

Data based on IsoLynx Localised Positioning System.

Legend:

[] - Rank at each section

() - Avg. meters to rail for section

-- No data available at section





IPSWICH, QLD
Race 11 - TAB - 431M
09/07/2024 - 18:46:40 PM

RUG	NAME	BOX	TOP SPEED	50M	100M	150M	200M	250M	300M	350M	400M	200M HOME	FINISH TIME
8	Sunshine Chick	8	67.6km/h	3.79 [2] 52.2km/h (2.6M)	6.59 [2] 64.3km/h (1.9M)	9.34 [2] 65.3km/h (1.7M)	12.02 [1] 67.3km/h (1.4M)	14.77 [1] 65.2km/h (1.0M)	17.73 [1] 61.1km/h (1.1M)	20.73 [1] 60.0km/h (1.0M)	23.69 [1] 60.6km/h (1.3M)	11.82 60.9km/h (1.1M)	25.52 [1]
5	Sirius Todd	5	66.8km/h	3.77 [1] 52.0km/h (1.8M)	6.58 [1] 64.1km/h (0.9M)	9.33 [1] 65.5km/h (1.3M)	12.02 [2] 66.7km/h (1.2M)	14.81 [2] 64.6km/h (0.9M)	17.79 [2] 60.5km/h (0.7M)	20.84 [2] 59.0km/h (0.8M)	23.87 [2] 59.4km/h (1.1M)	12.02 60.0km/h (0.9M)	25.74 [2]
2	Peppa Peppa	2	67.8km/h	3.87 [4] 51.3km/h (0.8M)	6.71 [4] 63.3km/h (0.6M)	9.46 [3] 65.5km/h (0.7M)	12.13 [3] 67.4km/h (0.6M)	14.93 [3] 64.4km/h (0.7M)	17.90 [3] 60.6km/h (0.9M)	20.93 [3] 59.4km/h (1.2M)	23.93 [3] 60.2km/h (1.9M)	11.93 60.4km/h (1.3M)	25.76 [3]
4	Freddles	4	68.2km/h	3.92 [6] 51.1km/h (1.5M)	6.76 [6] 63.5km/h (1.3M)	9.52 [5] 65.2km/h (2.3M)	12.17 [5] 67.9km/h (2.3M)	15.00 [4] 63.7km/h (1.6M)	18.02 [4] 59.5km/h (1.4M)	21.07 [4] 59.0km/h (0.9M)	24.12 [4] 59.1km/h (1.9M)	12.14 59.3km/h (1.5M)	26.00 [4]
7	Pieman	7	67.3km/h	3.92 [5] 50.7km/h (2.5M)	6.75 [5] 63.5km/h (1.8M)	9.53 [6] 64.7km/h (2.5M)	12.21 [6] 67.1km/h (3.1M)	15.05 [6] 63.5km/h (2.0M)	18.13 [6] 58.6km/h (1.9M)	21.17 [5] 59.2km/h (1.6M)	24.17 [5] 60.0km/h (2.6M)	12.09 59.6km/h (2.1M)	26.01 [5]
6	Brownlow	6	67.9km/h	3.85 [3] 51.4km/h (2.0M)	6.69 [3] 63.4km/h (1.1M)	9.49 [4] 64.3km/h (1.2M)	12.17 [4] 67.3km/h (1.1M)	15.01 [5] 63.5km/h (1.1M)	18.08 [5] 58.7km/h (0.8M)	21.20 [6] 57.6km/h (0.7M)	24.22 [6] 59.7km/h (1.0M)	12.22 59.0km/h (0.9M)	26.07 [6]
3	Hara's Nelly	3	68.9km/h	4.26 [7] 48.6km/h (1.3M)	7.02 [7] 65.1km/h (0.7M)	9.73 [7] 66.5km/h (1.3M)	12.35 [7] 68.6km/h (1.0M)	15.18 [7] 63.8km/h (0.9M)	18.16 [7] 60.3km/h (0.8M)	21.29 [7] 57.8km/h (1.6M)	24.31 [7] 59.5km/h (3.5M)	12.10 59.5km/h (1.9M)	26.17 [7]

Data based on IsoLynx Localised Positioning System.

Legend:

[] - Rank at each section

() - Avg. meters to rail for section

-- No data available at section





IPSWICH, QLD
Race 12 - TAB VENUE MODE - 431M
09/07/2024 - 19:02:38 PM

RUG	NAME	BOX	TOP SPEED	50M	100M	150M	200M	250M	300M	350M	400M	200M HOME	FINISH TIME
8	Kingsbrae Alice	8	70.3km/h	3.74 [1] 52.6km/h (3.0M)	6.46 [1] 66.1km/h (1.2M)	9.12 [1] 67.7km/h (0.8M)	11.69 [1] 69.9km/h (0.6M)	14.37 [1] 67.3km/h (0.9M)	17.26 [1] 62.4km/h (1.0M)	20.22 [1] 60.8km/h (0.9M)	23.19 [1] 60.6km/h (1.0M)	11.70 61.6km/h (1.0M)	25.01 [1]
5	Minter Elite	5	68.5km/h	3.89 [5] 52.5km/h (1.6M)	6.65 [4] 65.2km/h (1.6M)	9.38 [3] 66.0km/h (2.5M)	12.01 [2] 68.4km/h (1.5M)	14.72 [2] 66.5km/h (1.0M)	17.63 [2] 61.9km/h (0.8M)	20.62 [2] 60.1km/h (0.8M)	23.64 [2] 59.6km/h (0.8M)	11.86 60.8km/h (0.8M)	25.52 [2]
9	Pikelet Spirit	2	66.5km/h	3.78 [2] 52.1km/h (1.3M)	6.58 [2] 64.3km/h (0.7M)	9.36 [2] 64.8km/h (1.1M)	12.07 [3] 66.3km/h (0.9M)	14.86 [4] 64.5km/h (0.7M)	17.82 [3] 60.8km/h (0.7M)	20.86 [3] 59.3km/h (0.7M)	23.84 [3] 60.3km/h (1.4M)	11.90 60.5km/h (1.0M)	25.68 [3]
6	So Dapper	6	67.9km/h	3.93 [7] 50.1km/h (2.4M)	6.88 [7] 61.2km/h (2.4M)	9.64 [7] 65.2km/h (1.8M)	12.30 [7] 67.6km/h (1.8M)	15.10 [7] 64.2km/h (1.1M)	18.09 [7] 60.3km/h (1.0M)	21.06 [7] 60.7km/h (0.9M)	23.96 [5] 62.1km/h (1.4M)	11.73 61.4km/h (1.1M)	25.74 [4]
1	Cyclone Jasper	1	68.1km/h	3.88 [4] 51.6km/h (0.8M)	6.75 [5] 62.7km/h (0.8M)	9.50 [5] 65.6km/h (1.4M)	12.15 [5] 67.8km/h (2.2M)	14.92 [5] 64.9km/h (1.3M)	17.95 [5] 59.5km/h (1.0M)	20.95 [4] 59.8km/h (0.8M)	23.93 [4] 60.4km/h (2.2M)	11.96 60.2km/h (1.4M)	25.79 [5]
7	Stricken	7	67.0km/h	3.81 [3] 53.0km/h (2.3M)	6.61 [3] 64.1km/h (1.3M)	9.38 [4] 65.1km/h (1.5M)	12.08 [4] 66.7km/h (1.2M)	14.84 [3] 65.0km/h (1.2M)	17.83 [4] 60.3km/h (1.2M)	20.97 [5] 57.5km/h (1.4M)	24.00 [6] 59.3km/h (2.5M)	12.09 59.6km/h (1.7M)	25.86 [6]
4	Benny Boy	4	68.1km/h	3.91 [6] 51.2km/h (1.8M)	6.81 [6] 62.1km/h (1.6M)	9.56 [6] 65.3km/h (2.2M)	12.22 [6] 67.7km/h (1.8M)	15.00 [6] 64.7km/h (1.4M)	18.02 [6] 59.8km/h (1.5M)	21.04 [6] 59.6km/h (1.4M)	24.04 [7] 60.0km/h (1.9M)	11.96 60.3km/h (1.5M)	25.87 [7]
10	Bow Street	3	67.4km/h	4.03 [8] 51.7km/h (2.3M)	6.90 [8] 62.7km/h (2.9M)	9.67 [8] 65.1km/h (3.1M)	12.34 [8] 67.3km/h (3.6M)	15.14 [8] 64.3km/h (2.1M)	18.13 [8] 60.3km/h (1.5M)	21.25 [8] 57.8km/h (2.0M)	24.34 [8] 58.1km/h (3.6M)	12.21 59.0km/h (2.4M)	26.26 [8]

Data based on IsoLynx Localised Positioning System.

Legend:

[] - Rank at each section

() - Avg. meters to rail for section

-- - No data available at section

