



**Eagle Farm QLD Professional**  
**Race 2: MEKKA RACEDAY 17 AUGUST QTIS Three-Year-Old Maiden**  
**Plate - 1000m**  
**10 July 2024 - 13:05**



Track Rating: Soft 7, Weather: Overcast, Rail Position: +11m Entire

Section		Overall	800m	600m	400m	200m	Last 600m					
Field Times		0:59.11 (0:13.53)	0:45.58 (0:11.19)	0:34.39 (0:11.39)	0:23.00 (0:11.11)	0:11.89 (0:11.89)	0:34.39					
Rank	TAB Horse/Jockey	Barrier	Top Speed [km/h]	Fastest Section	Margin					Distance Travelled [m]		
1	8 SPIRITUAL SONG Angela Jones	6	67.1 Overall	0:11.11 400m	0:59.11 [1] (0:13.53)	0:45.58 [1] (0:11.19)	0:34.39 [1] (0:11.39)	0:23.00 [1] (0:11.11)	0:11.89 [1] (0:11.89)	0:59.11	0:34.39	
2	7 EDGE OF SEVENTEEN Kyle Wilson-Taylor	5	66.9 400m	0:10.98 400m	0:59.24 [2] (0:13.74)	0:45.50 [2] (0:11.36)	0:34.14 [2] (0:11.28)	0:22.86 [2] (0:10.98)	0:11.88 [2] (0:11.88)	0.76L	0:34.14	-1
3	9 WINNING EDITION Vlad Duric	4	67.0 400m	0:10.92 400m	0:59.30 [3] (0:13.86)	0:45.44 [4] (0:11.39)	0:34.05 [5] (0:11.36)	0:22.69 [6] (0:10.92)	0:11.77 [4] (0:11.77)	1.11L	0:34.05	+0
4	6 BUCKS FIZZ Boris Thornton	3	66.4 400m	0:10.99 400m	0:59.47 [4] (0:13.74)	0:45.73 [3] (0:11.38)	0:34.35 [3] (0:11.32)	0:23.03 [3] (0:10.99)	0:12.04 [3] (0:12.04)	2.13L	0:34.35	-4
5	1 CATALAN COMET Georgina Cartwright	1	66.2 400m	0:11.09 400m	0:59.77 [5] (0:13.95)	0:45.82 [6] (0:11.34)	0:34.48 [6] (0:11.28)	0:23.20 [5] (0:11.09)	0:12.11 [5] (0:12.11)	3.9L	0:34.48	-3
6	3 HERECOMESANTORINI Robbie Dolan	8	66.6 600m	0:11.21 600m	0:59.87 [6] (0:13.90)	0:45.97 [5] (0:11.33)	0:34.64 [4] (0:11.21)	0:23.43 [4] (0:11.23)	0:12.20 [6] (0:12.20)	4.49L	0:34.64	+2
7	2 COTTO Dale Smith	7	67.3 400m	0:11.05 400m	0:59.91 [7] (0:14.03)	0:45.88 [7] (0:11.41)	0:34.47 [7] (0:11.19)	0:23.28 [7] (0:11.05)	0:12.23 [7] (0:12.23)	4.73L	0:34.47	+1
8	4 LIKE SMOKE Michael Cahill	2	66.3 400m	0:11.05 400m	0:59.91 [8] (0:14.43)	0:45.48 [9] (0:11.45)	0:34.03 [9] (0:11.14)	0:22.89 [8] (0:11.05)	0:11.84 [8] (0:11.84)	4.75L	0:34.03	-2
9	5 PLUS SIXTY ONE Karl Zechner	9	65.4 600m	0:11.39 600m	1:01.87 [9] (0:14.22)	0:47.65 [8] (0:11.46)	0:36.19 [8] (0:11.39)	0:24.80 [9] (0:11.67)	0:13.13 [9] (0:13.13)	16.25L	0:36.19	+2

[ ] Ranking at each section and finish  
 -:-:- No data available at this section  
 NA No data available

SCN Saddle cloth number  
 DNF Did not finish  
 DNT Did not track



Horse/Jockey Name	Spiritual Song
Final Rank	1
Fastest Section Time (Section)	0:11.11 (400m)
Top Speed [km/h] (Section)	67.1 (Overall)
Race State	Finished



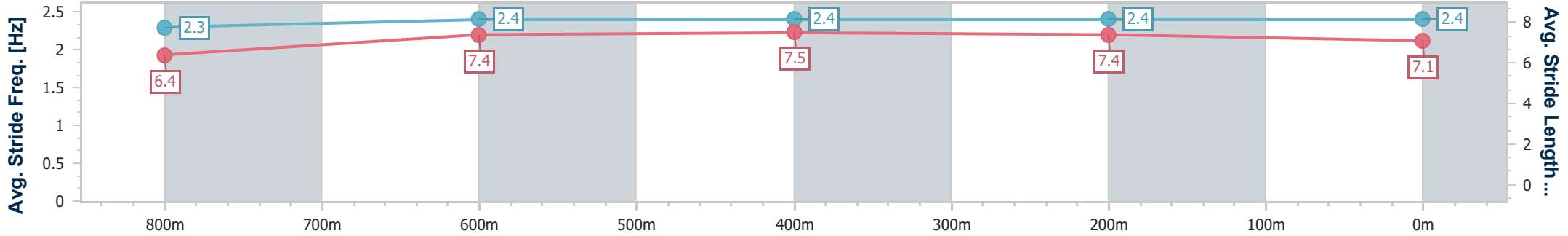
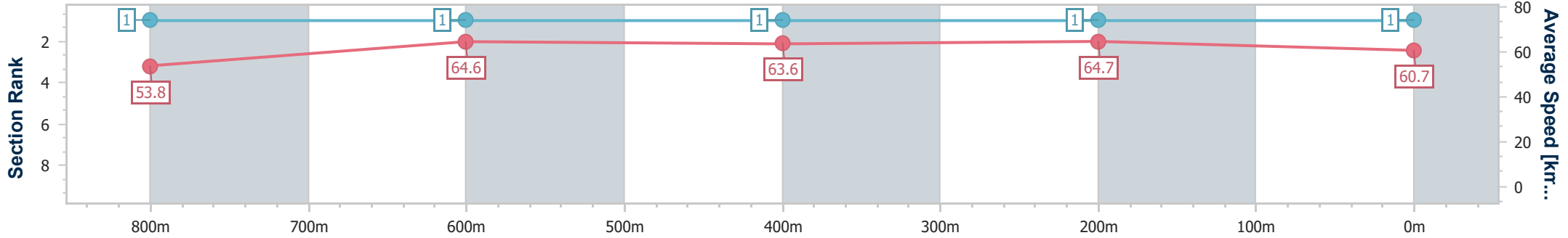
Eagle Farm QLD Professional  
 Race 2: MEKKA RACEDAY 17 AUGUST QTIS Three-Year-Old  
 Maiden Plate - 1000m  
 10 July 2024 - 13:05



BRISBANE  
 RACING CLUB

Track Rating: Soft 7, Weather: Overcast, Rail Position: +11m Entire

Section	Overall	800m	600m	400m	200m
Section Times	0:59.11 [1] (0:13.53)	0:45.58 [1] (0:11.19)	0:34.39 [1] (0:11.39)	0:23.00 [1] (0:11.11)	0:11.89 [1] (0:11.89)
Average Speed [km/h]	53.8	64.6	63.6	64.7	60.7
Top Speed [km/h]	67.1	66.9	65.3	65.7	63.2
Avg. Dist. to Rail [m]	5.1	0.9	1.3	3.7	4.3
Avg. Stride Freq. [Hz]	2.3	2.4	2.4	2.4	2.4
Avg. Stride Length [m]	6.4	7.4	7.5	7.4	7.1



- [ ] Ranking at each section and finish
- .-.- No data available at this section
- NA No data available



Horse/Jockey Name	Edge Of Seventeen
Final Rank	2
Fastest Section Time (Section)	0:10.98 (400m)
Top Speed [km/h] (Section)	66.9 (400m)
Race State	Finished



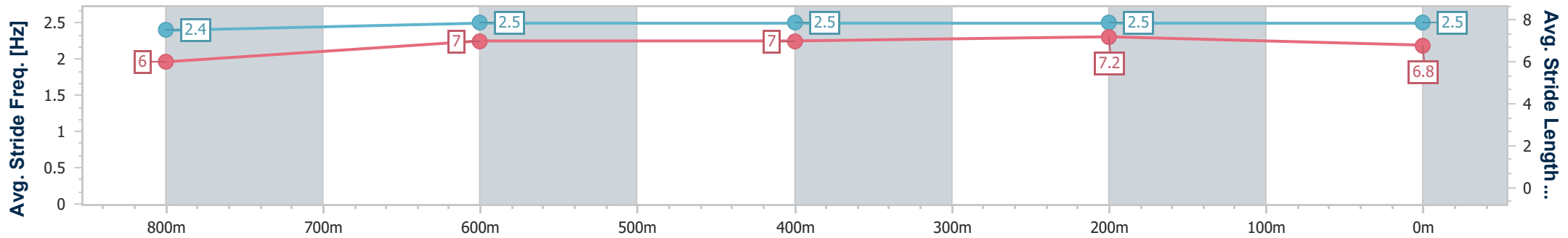
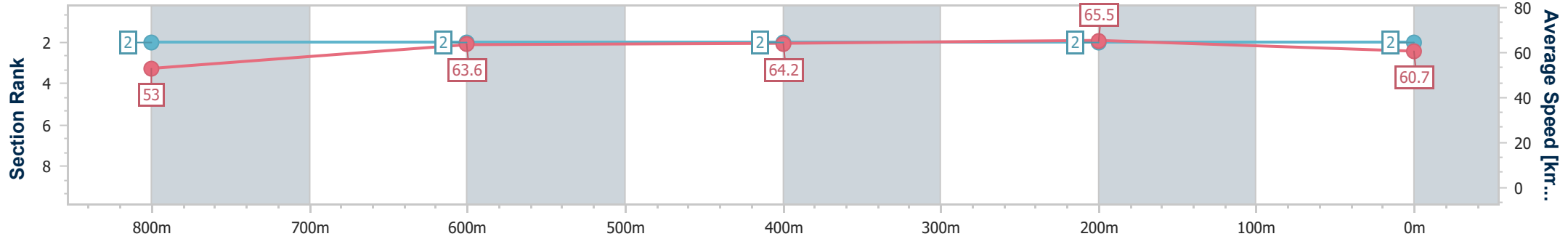
Eagle Farm QLD Professional  
 Race 2: MEKKA RACEDAY 17 AUGUST QTIS Three-Year-Old  
 Maiden Plate - 1000m  
 10 July 2024 - 13:05



BRISBANE  
 RACING CLUB

Track Rating: Soft 7, Weather: Overcast, Rail Position: +11m Entire

Section	Overall	800m	600m	400m	200m
Section Times	0:59.24 [2] (0:13.74)	0:45.50 [2] (0:11.36)	0:34.14 [2] (0:11.28)	0:22.86 [2] (0:10.98)	0:11.88 [2] (0:11.88)
Average Speed [km/h]	53.0	63.6	64.2	65.5	60.7
Top Speed [km/h]	65.2	64.6	66.0	66.9	65.3
Avg. Dist. to Rail [m]	3.6	1.1	1.1	5.2	7.7
Avg. Stride Freq. [Hz]	2.4	2.5	2.5	2.5	2.5
Avg. Stride Length [m]	6.0	7.0	7.0	7.2	6.8



- [ ] Ranking at each section and finish
- .-.- No data available at this section
- NA No data available



Horse/Jockey Name	Winning Edition
Final Rank	3
Fastest Section Time (Section)	0:10.92 (400m)
Top Speed [km/h] (Section)	67.0 (400m)
Race State	Finished



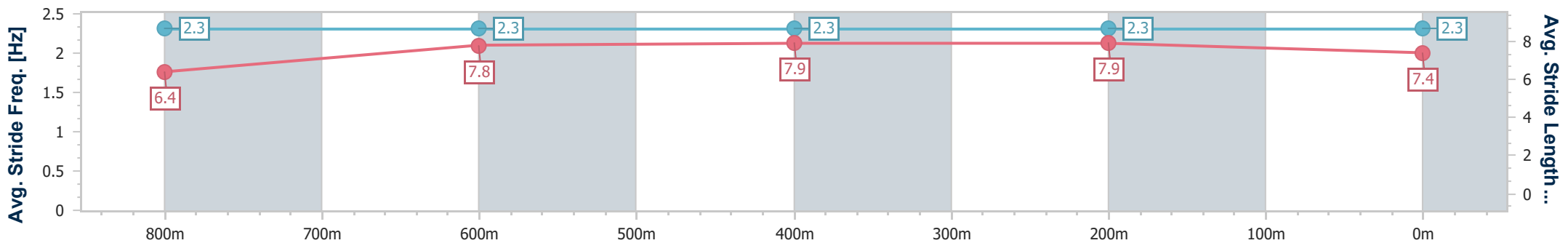
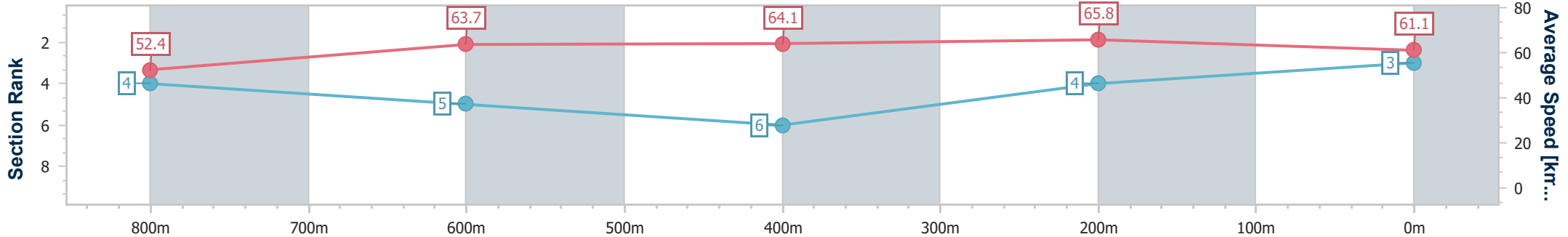
Eagle Farm QLD Professional  
 Race 2: MEKKA RACEDAY 17 AUGUST QTIS Three-Year-Old  
 Maiden Plate - 1000m  
 10 July 2024 - 13:05



BRISBANE  
 RACING CLUB

Track Rating: Soft 7, Weather: Overcast, Rail Position: +11m Entire

Section	Overall	800m	600m	400m	200m
Section Times	0:59.30 [3] (0:13.86)	0:45.44 [4] (0:11.39)	0:34.05 [5] (0:11.36)	0:22.69 [6] (0:10.92)	0:11.77 [4] (0:11.77)
Average Speed [km/h]	52.4	63.7	64.1	65.8	61.1
Top Speed [km/h]	64.3	64.2	65.7	67.0	64.5
Avg. Dist. to Rail [m]	3.3	1.7	2.4	5.9	3.8
Avg. Stride Freq. [Hz]	2.3	2.3	2.3	2.3	2.3
Avg. Stride Length [m]	6.4	7.8	7.9	7.9	7.4



- [ ] Ranking at each section and finish
- .-.- No data available at this section
- NA No data available



Horse/Jockey Name	Bucks Fizz
Final Rank	4
Fastest Section Time (Section)	0:10.99 (400m)
Top Speed [km/h] (Section)	66.4 (400m)
Race State	Finished



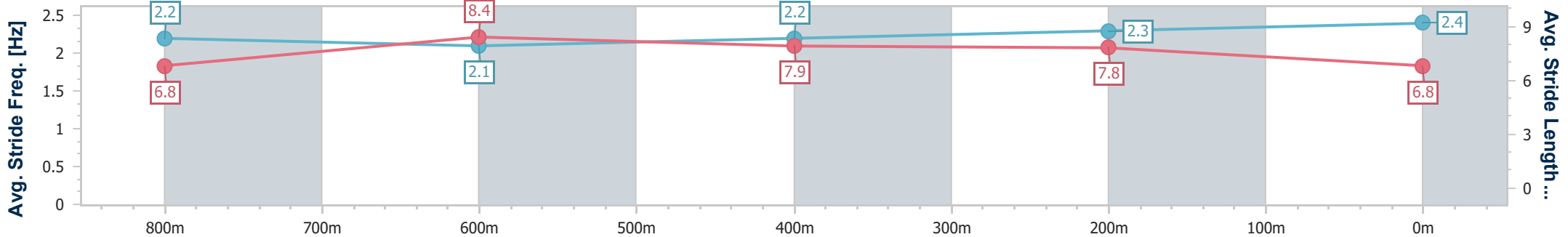
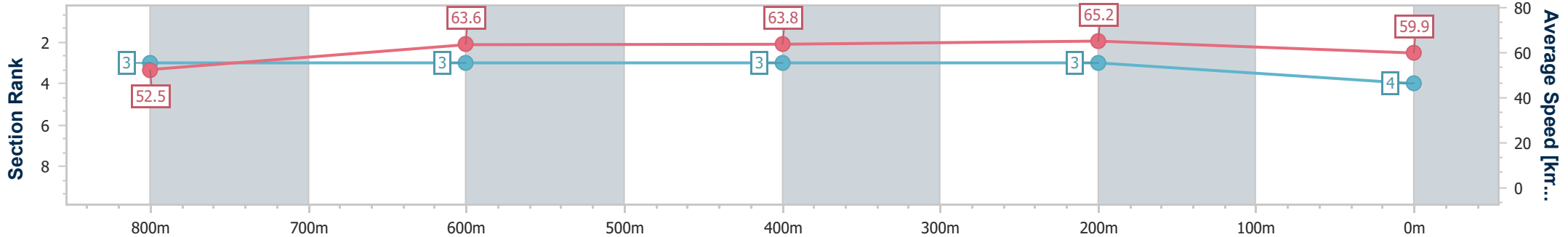
Eagle Farm QLD Professional  
 Race 2: MEKKA RACEDAY 17 AUGUST QTIS Three-Year-Old  
 Maiden Plate - 1000m  
 10 July 2024 - 13:05



BRISBANE  
 RACING CLUB

Track Rating: Soft 7, Weather: Overcast, Rail Position: +11m Entire

Section	Overall	800m	600m	400m	200m
Section Times	0:59.47 [4] (0:13.74)	0:45.73 [3] (0:11.38)	0:34.35 [3] (0:11.32)	0:23.03 [3] (0:10.99)	0:12.04 [3] (0:12.04)
Average Speed [km/h]	52.5	63.6	63.8	65.2	59.9
Top Speed [km/h]	64.4	64.3	65.8	66.4	63.4
Avg. Dist. to Rail [m]	1.4	0.7	0.5	2.2	2.0
Avg. Stride Freq. [Hz]	2.2	2.1	2.2	2.3	2.4
Avg. Stride Length [m]	6.8	8.4	7.9	7.8	6.8



- [ ] Ranking at each section and finish
- .-.- No data available at this section
- NA No data available



Horse/Jockey Name	Catalan Comet
Final Rank	5
Fastest Section Time (Section)	0:11.09 (400m)
Top Speed [km/h] (Section)	66.2 (400m)
Race State	Finished



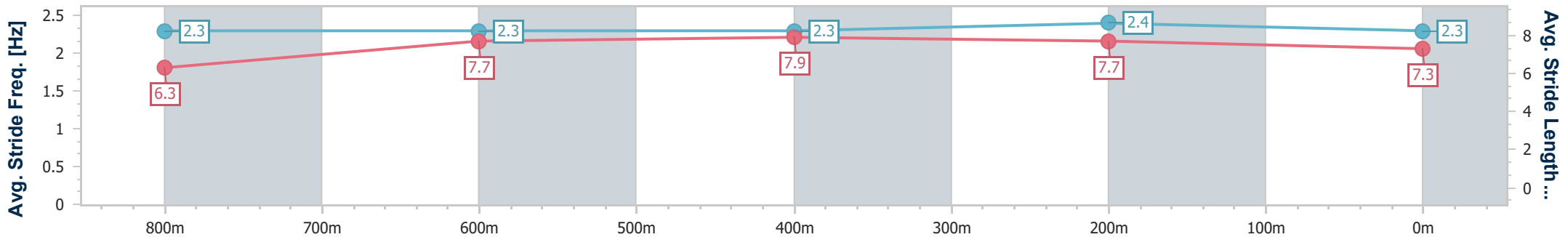
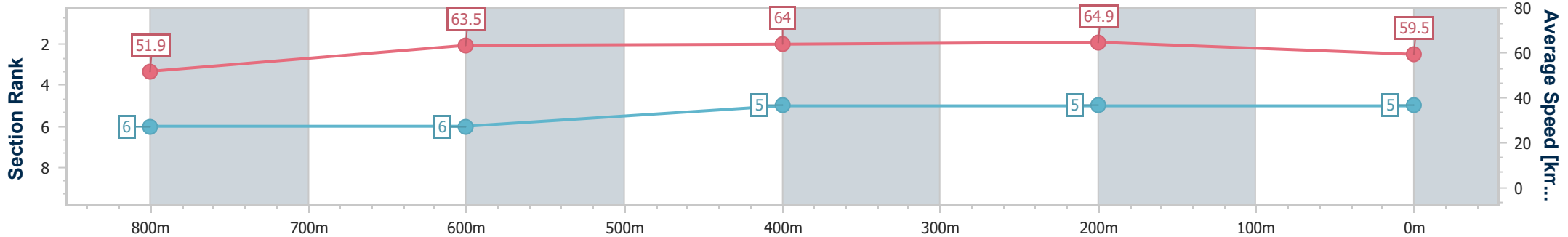
Eagle Farm QLD Professional  
 Race 2: MEKKA RACEDAY 17 AUGUST QTIS Three-Year-Old  
 Maiden Plate - 1000m  
 10 July 2024 - 13:05



BRISBANE  
 RACING CLUB

Track Rating: Soft 7, Weather: Overcast, Rail Position: +11m Entire

Section	Overall	800m	600m	400m	200m
Section Times	0:59.77 [5] (0:13.95)	0:45.82 [6] (0:11.34)	0:34.48 [6] (0:11.28)	0:23.20 [5] (0:11.09)	0:12.11 [5] (0:12.11)
Average Speed [km/h]	51.9	63.5	64.0	64.9	59.5
Top Speed [km/h]	65.8	64.5	65.0	66.2	62.7
Avg. Dist. to Rail [m]	1.3	0.5	0.6	3.2	3.6
Avg. Stride Freq. [Hz]	2.3	2.3	2.3	2.4	2.3
Avg. Stride Length [m]	6.3	7.7	7.9	7.7	7.3



- [ ] Ranking at each section and finish
- .-.- No data available at this section
- NA No data available



Horse/Jockey Name	Herecomesantorini
Final Rank	6
Fastest Section Time (Section)	0:11.21 (600m)
Top Speed [km/h] (Section)	66.6 (600m)
Race State	Finished



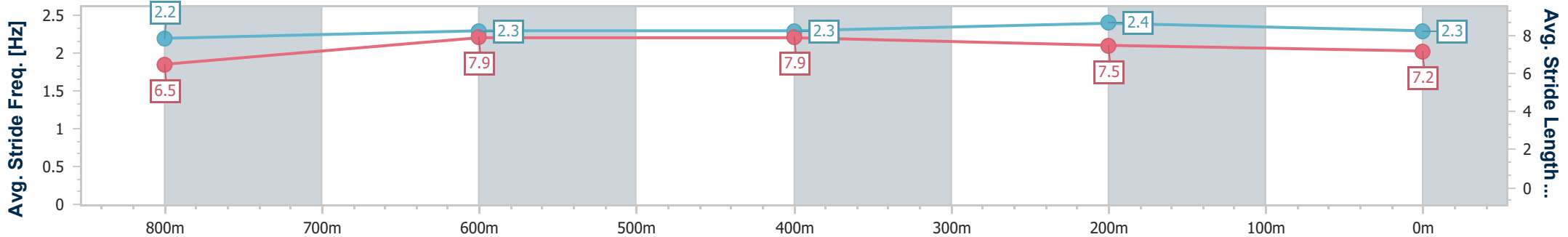
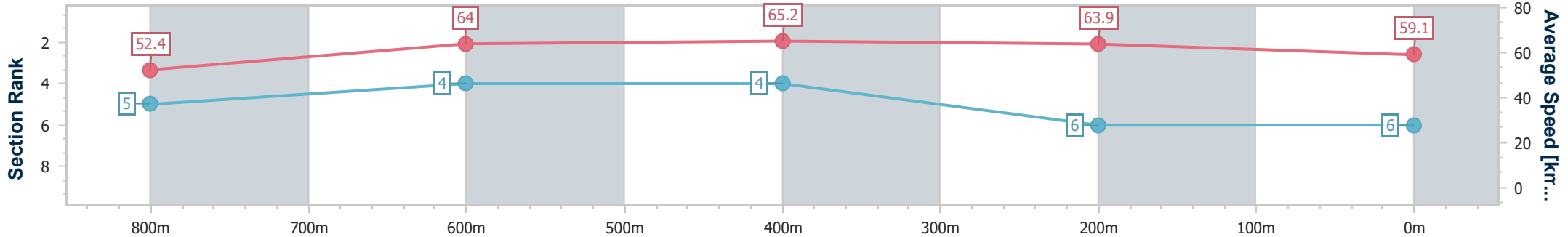
Eagle Farm QLD Professional  
 Race 2: MEKKA RACEDAY 17 AUGUST QTIS Three-Year-Old  
 Maiden Plate - 1000m  
 10 July 2024 - 13:05



BRISBANE  
 RACING CLUB

Track Rating: Soft 7, Weather: Overcast, Rail Position: +11m Entire

Section	Overall	800m	600m	400m	200m
Section Times	0:59.87 [6] (0:13.90)	0:45.97 [5] (0:11.33)	0:34.64 [4] (0:11.21)	0:23.43 [4] (0:11.23)	0:12.20 [6] (0:12.20)
Average Speed [km/h]	52.4	64.0	65.2	63.9	59.1
Top Speed [km/h]	65.7	65.5	66.6	64.9	62.8
Avg. Dist. to Rail [m]	6.6	2.0	2.8	7.3	4.5
Avg. Stride Freq. [Hz]	2.2	2.3	2.3	2.4	2.3
Avg. Stride Length [m]	6.5	7.9	7.9	7.5	7.2



- [ ] Ranking at each section and finish
- .-.- No data available at this section
- NA No data available



Horse/Jockey Name	Cotto
Final Rank	7
Fastest Section Time (Section)	0:11.05 (400m)
Top Speed [km/h] (Section)	67.3 (400m)
Race State	Finished



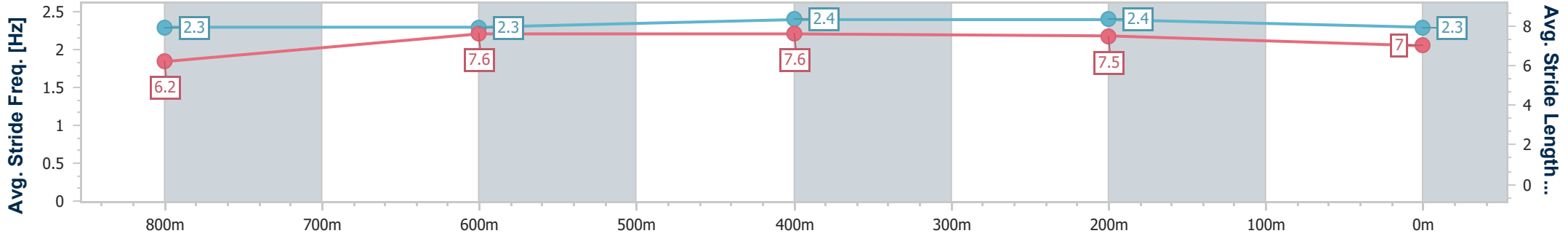
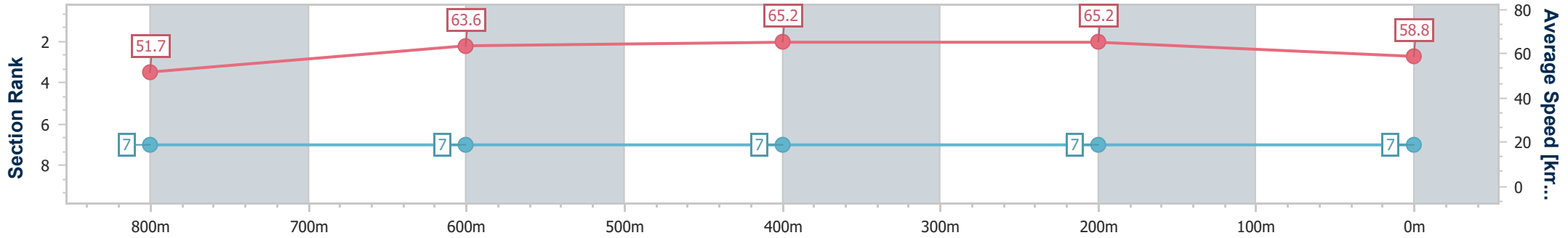
Eagle Farm QLD Professional  
 Race 2: MEKKA RACEDAY 17 AUGUST QTIS Three-Year-Old  
 Maiden Plate - 1000m  
 10 July 2024 - 13:05



BRISBANE  
 RACING CLUB

Track Rating: Soft 7, Weather: Overcast, Rail Position: +11m Entire

Section	Overall	800m	600m	400m	200m
Section Times	0:59.91 [7] (0:14.03)	0:45.88 [7] (0:11.41)	0:34.47 [7] (0:11.19)	0:23.28 [7] (0:11.05)	0:12.23 [7] (0:12.23)
Average Speed [km/h]	51.7	63.6	65.2	65.2	58.8
Top Speed [km/h]	64.7	64.6	66.2	67.3	61.6
Avg. Dist. to Rail [m]	4.9	1.8	2.7	8.5	7.2
Avg. Stride Freq. [Hz]	2.3	2.3	2.4	2.4	2.3
Avg. Stride Length [m]	6.2	7.6	7.6	7.5	7.0



- [ ] Ranking at each section and finish
- .-.- No data available at this section
- NA No data available





Horse/Jockey Name	Like Smoke
Final Rank	8
Fastest Section Time (Section)	0:11.05 (400m)
Top Speed [km/h] (Section)	66.3 (400m)
Race State	Finished



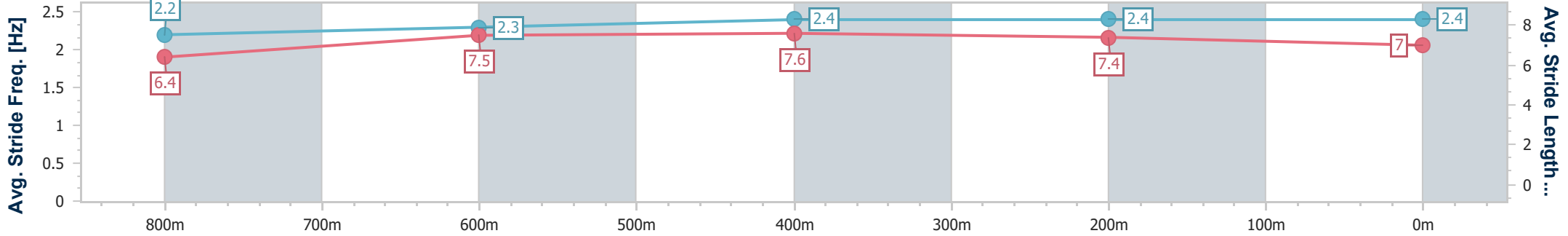
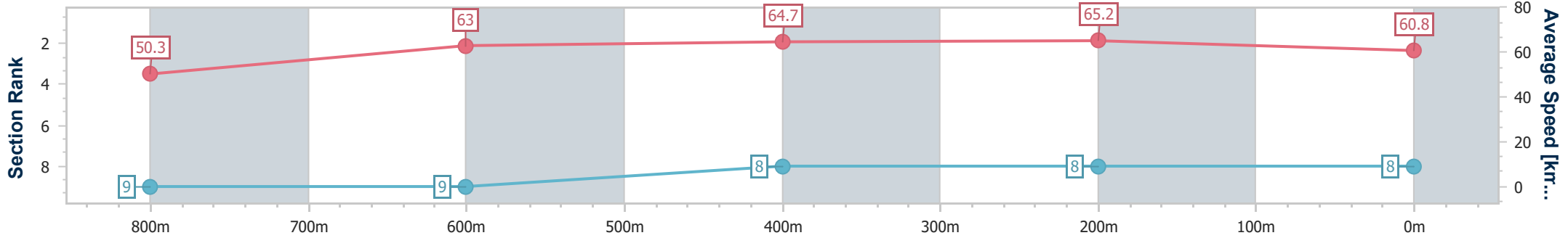
Eagle Farm QLD Professional  
 Race 2: MEKKA RACEDAY 17 AUGUST QTIS Three-Year-Old  
 Maiden Plate - 1000m  
 10 July 2024 - 13:05



BRISBANE  
 RACING CLUB

Track Rating: Soft 7, Weather: Overcast, Rail Position: +11m Entire

Section	Overall	800m	600m	400m	200m
Section Times	0:59.91 [8] (0:14.43)	0:45.48 [9] (0:11.45)	0:34.03 [9] (0:11.14)	0:22.89 [8] (0:11.05)	0:11.84 [8] (0:11.84)
Average Speed [km/h]	50.3	63.0	64.7	65.2	60.8
Top Speed [km/h]	65.0	64.2	66.3	66.3	63.4
Avg. Dist. to Rail [m]	2.5	0.7	0.9	7.2	8.1
Avg. Stride Freq. [Hz]	2.2	2.3	2.4	2.4	2.4
Avg. Stride Length [m]	6.4	7.5	7.6	7.4	7.0



- [ ] Ranking at each section and finish
- .-.- No data available at this section
- NA No data available



Horse/Jockey Name	Plus Sixty One
Final Rank	9
Fastest Section Time (Section)	0:11.39 (600m)
Top Speed [km/h] (Section)	65.4 (600m)
Race State	Finished



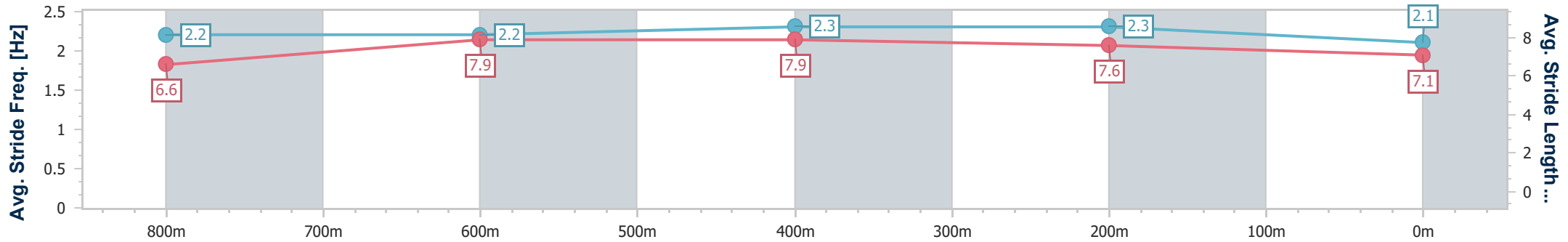
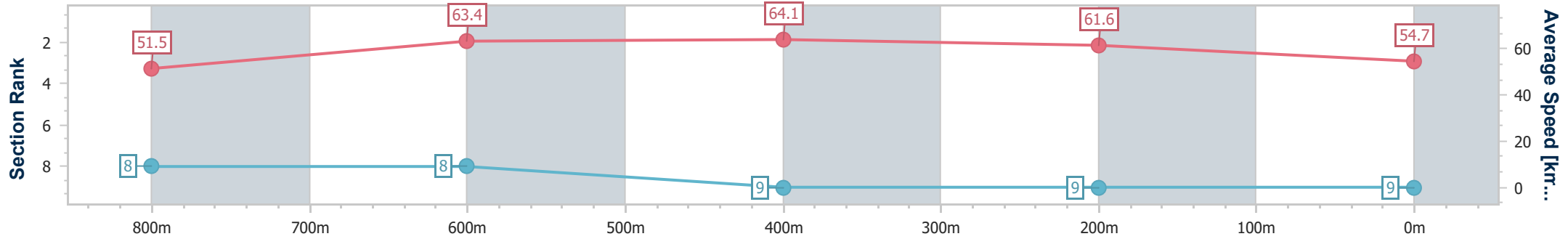
Eagle Farm QLD Professional  
 Race 2: MEKKA RACEDAY 17 AUGUST QTIS Three-Year-Old  
 Maiden Plate - 1000m  
 10 July 2024 - 13:05



BRISBANE  
 RACING CLUB

Track Rating: Soft 7, Weather: Overcast, Rail Position: +11m Entire

Section	Overall	800m	600m	400m	200m
Section Times	1:01.87 [9] (0:14.22)	0:47.65 [8] (0:11.46)	0:36.19 [8] (0:11.39)	0:24.80 [9] (0:11.67)	0:13.13 [9] (0:13.13)
Average Speed [km/h]	51.5	63.4	64.1	61.6	54.7
Top Speed [km/h]	64.4	65.0	65.4	64.7	58.1
Avg. Dist. to Rail [m]	7.9	2.9	2.5	9.1	8.8
Avg. Stride Freq. [Hz]	2.2	2.2	2.3	2.3	2.1
Avg. Stride Length [m]	6.6	7.9	7.9	7.6	7.1



- [ ] Ranking at each section and finish
- .-.- No data available at this section
- NA No data available