



Eagle Farm QLD Professional

Race 4: THE GIBSON Maiden Plate - 1400m

10 July 2024 - 14:16



BRISBANE
RACING CLUB

Track Rating: Soft 7, Weather: Overcast, Rail Position: +11m Entire

| Section | | Overall | 1200m | 1000m | 800m | 600m | 400m | Last 600m | | | | |
|-------------|---|----------------------|----------------------|----------------------|---------------------------|---------------------------|---------------------------|---------------------------|---------------------------|---------------------------|---------|----|
| Field Times | | 1:25.75 (0:13.64) | 1:12.11 (0:11.28) | 1:00.83 (0:11.58) | 0:49.25 (0:12.02) | 0:37.23 (0:12.24) | 0:24.99 (0:11.97) | 0:37.23 | | | | |
| Rank | TAB Horse/Jockey | Barrier | Top Speed [km/h] | Fastest Section | Distance Travelled [m] | | | | | | | |
| 1 | 13 POUTCHEK Cejay Graham | 8 | 66.3 1200m | 0:11.27 1200m | 1:25.75 [1] (0:13.88) | 1:11.87 [4] (0:11.27) | 1:00.60 [5] (0:11.60) | 0:49.00 [5] (0:12.05) | 0:36.95 [5] (0:12.07) | 0:24.88 [2] (0:11.86) | 0:36.95 | |
| 2 | 1 AMADOR Michael Rodd | 6 | 65.6 1200m | 0:11.29 1200m | 1:26.03 [2] (0:14.31) | 1:11.72 [8] (0:11.29) | 1:00.43 [8] (0:11.51) | 0:48.92 [8] (0:11.91) | 0:37.01 [7] (0:12.25) | 0:24.76 [6] (0:11.72) | 0:37.01 | -5 |
| 3 | 14 EXPRESS PAYMENT Jake Bayliss | 2 | 65.8 Overall | 0:11.28 1200m | 1:26.07 [3] (0:13.64) | 1:12.43 [1] (0:11.28) | 1:01.15 [1] (0:11.63) | 0:49.52 [2] (0:12.05) | 0:37.47 [2] (0:12.28) | 0:25.19 [3] (0:12.00) | 0:37.47 | -5 |
| 4 | 2 FINE AND RARE Georgina Cartwright | 1 | 65.4 Overall | 0:11.33 1200m | 1:27.04 [4] (0:13.71) | 1:13.33 [3] (0:11.33) | 1:02.00 [3] (0:11.62) | 0:50.38 [4] (0:12.05) | 0:38.33 [3] (0:12.30) | 0:26.03 [4] (0:12.28) | 0:38.33 | -5 |
| 5 | 16 KELLISA Marnu Potgieter | 10 | 65.6 1200m | 0:11.27 1200m | 1:27.09 [5] (0:14.18) | 1:12.91 [7] (0:11.27) | 1:01.64 [6] (0:11.59) | 0:50.05 [7] (0:11.97) | 0:38.08 [6] (0:12.35) | 0:25.73 [7] (0:12.36) | 0:38.08 | +1 |
| 6 | 11 ADDITION Angela Jones | 16 | 66.6 1200m | 0:11.11 1200m | 1:27.12 [6] (0:13.93) | 1:13.19 [5] (0:11.11) | 1:02.08 [4] (0:11.46) | 0:50.62 [1] (0:12.02) | 0:38.60 [1] (0:12.24) | 0:26.36 [1] (0:12.33) | 0:38.60 | +1 |
| 7 | 4 KENSHIN MARU Boris Thornton | 13 | 64.9 1200m | 0:11.30 1200m | 1:27.34 [7] (0:14.54) | 1:12.80 [9] (0:11.30) | 1:01.50 [9] (0:11.59) | 0:49.91 [9] (0:11.97) | 0:37.94 [9] (0:12.34) | 0:25.60 [10] (0:12.24) | 0:37.94 | -4 |
| 8 | 10 ISLAND LADY Samantha Collett | 4 | 65.4 1000m | 0:11.46 1200m | 1:27.95 [8] (0:14.03) | 1:13.92 [6] (0:11.46) | 1:02.46 [7] (0:11.51) | 0:50.95 [6] (0:12.06) | 0:38.89 [8] (0:12.45) | 0:26.44 [8] (0:12.52) | 0:38.89 | -1 |
| 9 | 12 MIDNIGHT IN AUSTIN Andrew Mallyon | 3 | 66.1 Overall | 0:11.33 1200m | 1:28.04 [9] (0:13.65) | 1:14.39 [2] (0:11.33) | 1:03.06 [2] (0:11.67) | 0:51.39 [3] (0:12.11) | 0:39.28 [4] (0:12.30) | 0:26.98 [5] (0:12.59) | 0:39.28 | +0 |
| 10 | 3 SUPIDOCHARGED Ron Stewart | 7 | 64.8 1200m | 0:11.36 1200m | 1:28.62 [10] (0:14.73) | 1:13.89 [10] (0:11.36) | 1:02.53 [10] (0:11.59) | 0:50.94 [10] (0:11.79) | 0:39.15 [10] (0:12.16) | 0:26.99 [9] (0:12.36) | 0:39.15 | -6 |

Scratched: So You Can Torque (#7), The Manager (#9), Out Of Aces (#6), Touchofclass (#15), Loyalty Counts (#5), Steel King (#8)

[] Ranking at each section and finish
 -:-:- No data available at this section
 NA No data available

SCN Saddle cloth number
 DNF Did not finish
 DNT Did not track



Eagle Farm QLD Professional

Race 4: THE GIBSON Maiden Plate - 1400m

10 July 2024 - 14:16



Track Rating: Soft 7, Weather: Overcast, Rail Position: +11m Entire

| Section | | | | | | | 200m | | | Last 600m |
|-------------|-----|---|---------|------------------|------------------|---------------------------|-----------|--|------------------------|-----------|
| Field Times | | | | | | | 0:13.02 | | | 0:37.23 |
| | | | | | | | (0:13.02) | | | |
| Rank | TAB | Horse/Jockey | Barrier | Top Speed [km/h] | Fastest Section | Margin | | | Distance Travelled [m] | |
| 1 | 13 | POUTCHEK Cejay Graham | 8 | 66.3 1200m | 0:11.27 1200m | 0:13.02 [1] (0:13.02) | 1:25.75 | | 0:36.95 | |
| 2 | 1 | AMADOR Michael Rodd | 6 | 65.6 1200m | 0:11.29 1200m | 0:13.04 [3] (0:13.04) | 1.64L | | 0:37.01 -5 | |
| 3 | 14 | EXPRESS PAYMENT Jake Bayliss | 2 | 65.8 Overall | 0:11.28 1200m | 0:13.19 [2] (0:13.19) | 1.91L | | 0:37.47 -5 | |
| 4 | 2 | FINE AND RARE Georgina Cartwright | 1 | 65.4 Overall | 0:11.33 1200m | 0:13.75 [5] (0:13.75) | 7.58L | | 0:38.33 -5 | |
| 5 | 16 | KELLISA Marnu Potgieter | 10 | 65.6 1200m | 0:11.27 1200m | 0:13.37 [7] (0:13.37) | 7.88L | | 0:38.08 +1 | |
| 6 | 11 | ADDITION Angela Jones | 16 | 66.6 1200m | 0:11.11 1200m | 0:14.03 [4] (0:14.03) | 8.1L | | 0:38.60 +1 | |
| 7 | 4 | KENSHIN MARU Boris Thornton | 13 | 64.9 1200m | 0:11.30 1200m | 0:13.36 [8] (0:13.36) | 9.38L | | 0:37.94 -4 | |
| 8 | 10 | ISLAND LADY Samantha Collett | 4 | 65.4 1000m | 0:11.46 1200m | 0:13.92 [10] (0:13.92) | 12.94L | | 0:38.89 -1 | |
| 9 | 12 | MIDNIGHT IN AUSTIN Andrew Mallyon | 3 | 66.1 Overall | 0:11.33 1200m | 0:14.39 [6] (0:14.39) | 13.46L | | 0:39.28 +0 | |
| 10 | 3 | SUPIDOCHARGED Ron Stewart | 7 | 64.8 1200m | 0:11.36 1200m | 0:14.63 [9] (0:14.63) | 16.88L | | 0:39.15 -6 | |

Scratched: So You Can Torque (#7), The Manager (#9), Out Of Aces (#6), Touchofclass (#15), Loyalty Counts (#5), Steel King (#8)



| | |
|--------------------------------|-----------------|
| Horse/Jockey Name | Poutchek |
| Final Rank | 1 |
| Fastest Section Time (Section) | 0:11.27 (1200m) |
| Top Speed [km/h] (Section) | 66.3 (1200m) |
| Race State | Finished |



Eagle Farm QLD Professional

Race 4: THE GIBSON Maiden Plate - 1400m

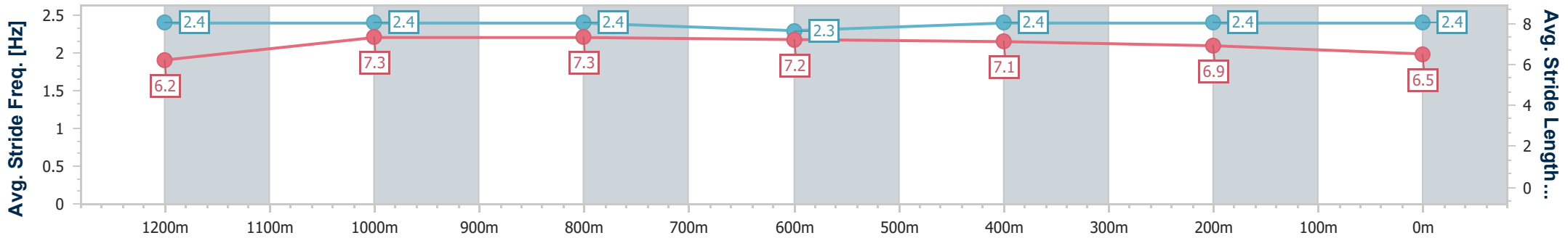
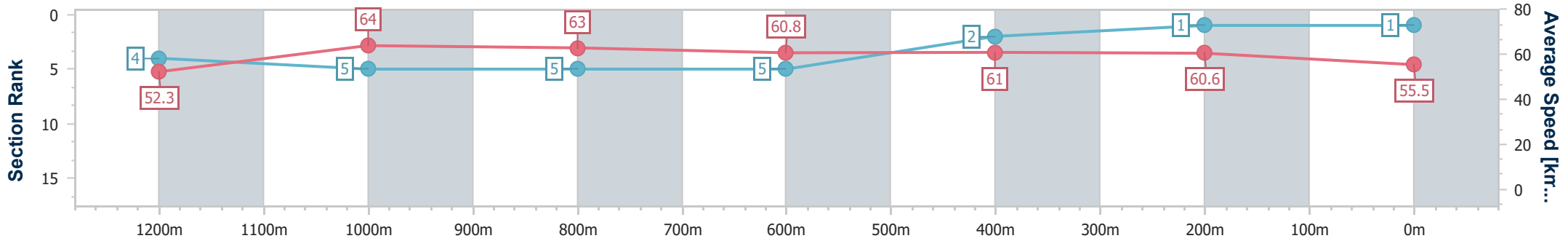
10 July 2024 - 14:16

Track Rating: Soft 7, Weather: Overcast, Rail Position: +11m Entire



BRISBANE RACING CLUB

| Section | Overall | 1200m | 1000m | 800m | 600m | 400m | 200m |
|------------------------|--------------------------|--------------------------|--------------------------|--------------------------|--------------------------|--------------------------|--------------------------|
| Section Times | 1:25.75 [1] (0:13.88) | 1:11.87 [4] (0:11.27) | 1:00.60 [5] (0:11.60) | 0:49.00 [5] (0:12.05) | 0:36.95 [5] (0:12.07) | 0:24.88 [2] (0:11.86) | 0:13.02 [1] (0:13.02) |
| Average Speed [km/h] | 52.3 | 64.0 | 63.0 | 60.8 | 61.0 | 60.6 | 55.5 |
| Top Speed [km/h] | 65.0 | 66.3 | 63.9 | 62.3 | 62.2 | 62.0 | 58.5 |
| Avg. Dist. to Rail [m] | 7.5 | 3.3 | 3.2 | 3.8 | 5.1 | 9.3 | 6.6 |
| Avg. Stride Freq. [Hz] | 2.4 | 2.4 | 2.4 | 2.3 | 2.4 | 2.4 | 2.4 |
| Avg. Stride Length [m] | 6.2 | 7.3 | 7.3 | 7.2 | 7.1 | 6.9 | 6.5 |



- [] Ranking at each section and finish
- .-.- No data available at this section
- NA No data available



| | |
|--------------------------------|-----------------|
| Horse/Jockey Name | Amador |
| Final Rank | 2 |
| Fastest Section Time (Section) | 0:11.29 (1200m) |
| Top Speed [km/h] (Section) | 65.6 (1200m) |
| Race State | Finished |



Eagle Farm QLD Professional

Race 4: THE GIBSON Maiden Plate - 1400m

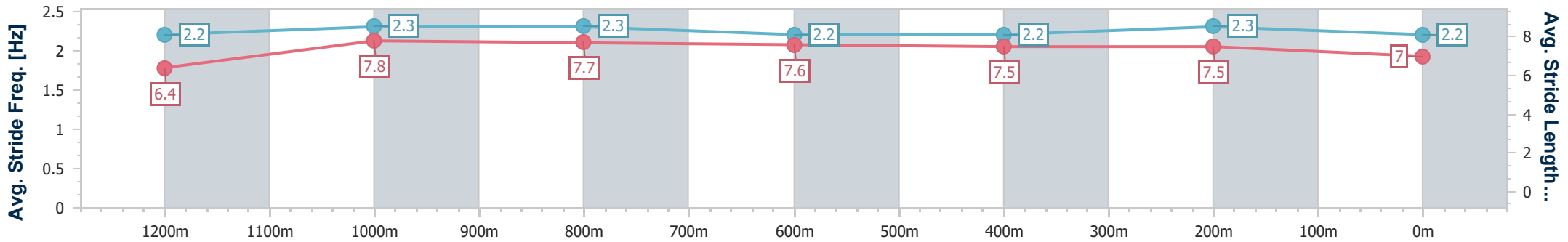
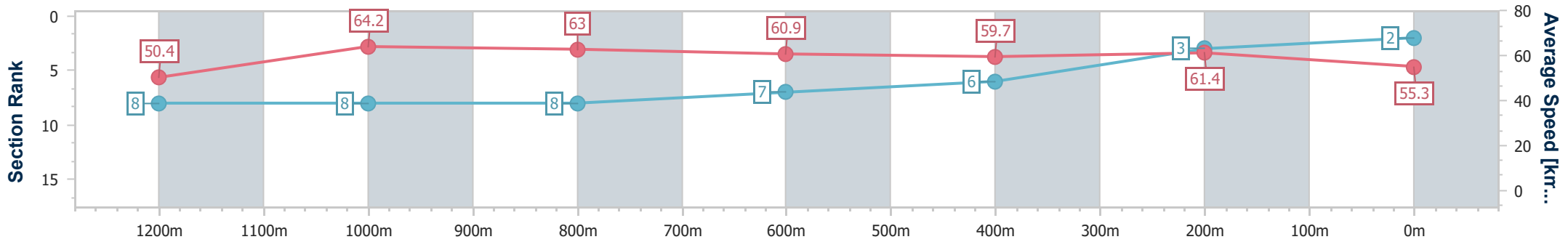
10 July 2024 - 14:16

Track Rating: Soft 7, Weather: Overcast, Rail Position: +11m Entire



BRISBANE RACING CLUB

| Section | Overall | 1200m | 1000m | 800m | 600m | 400m | 200m |
|------------------------|--------------------------|--------------------------|--------------------------|--------------------------|--------------------------|--------------------------|--------------------------|
| Section Times | 1:26.03 [2] (0:14.31) | 1:11.72 [8] (0:11.29) | 1:00.43 [8] (0:11.51) | 0:48.92 [8] (0:11.91) | 0:37.01 [7] (0:12.25) | 0:24.76 [6] (0:11.72) | 0:13.04 [3] (0:13.04) |
| Average Speed [km/h] | 50.4 | 64.2 | 63.0 | 60.9 | 59.7 | 61.4 | 55.3 |
| Top Speed [km/h] | 65.1 | 65.6 | 63.9 | 62.7 | 61.4 | 62.4 | 58.8 |
| Avg. Dist. to Rail [m] | 4.7 | 2.5 | 2.2 | 1.3 | 3.2 | 9.2 | 6.7 |
| Avg. Stride Freq. [Hz] | 2.2 | 2.3 | 2.3 | 2.2 | 2.2 | 2.3 | 2.2 |
| Avg. Stride Length [m] | 6.4 | 7.8 | 7.7 | 7.6 | 7.5 | 7.5 | 7.0 |



- [] Ranking at each section and finish
- .-.- No data available at this section
- NA No data available



| | |
|--------------------------------|-----------------|
| Horse/Jockey Name | Express Payment |
| Final Rank | 3 |
| Fastest Section Time (Section) | 0:11.28 (1200m) |
| Top Speed [km/h] (Section) | 65.8 (Overall) |
| Race State | Finished |



Eagle Farm QLD Professional

Race 4: THE GIBSON Maiden Plate - 1400m

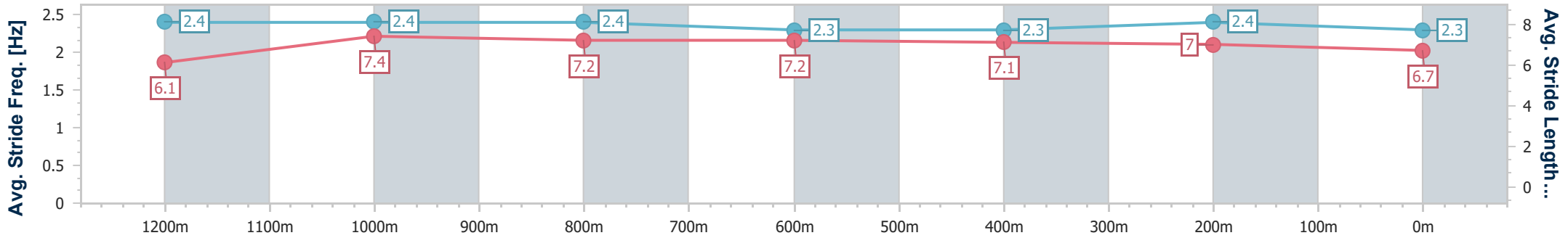
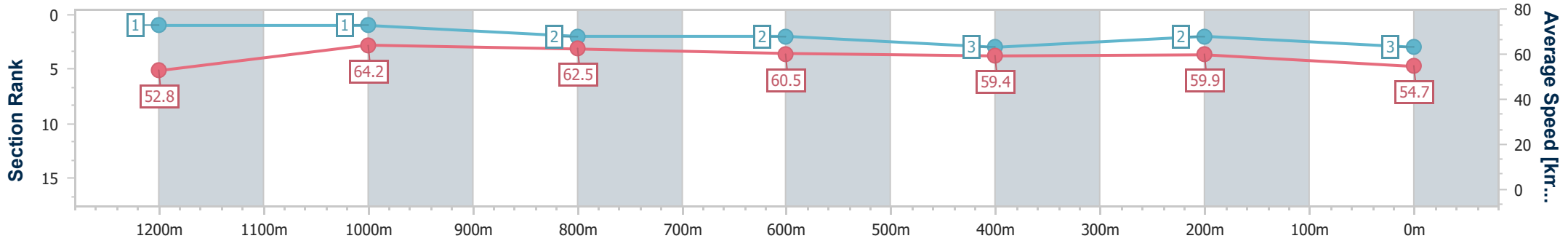
10 July 2024 - 14:16

Track Rating: Soft 7, Weather: Overcast, Rail Position: +11m Entire



BRISBANE RACING CLUB

| Section | Overall | 1200m | 1000m | 800m | 600m | 400m | 200m |
|------------------------|--------------------------|--------------------------|--------------------------|--------------------------|--------------------------|--------------------------|--------------------------|
| Section Times | 1:26.07 [3] (0:13.64) | 1:12.43 [1] (0:11.28) | 1:01.15 [1] (0:11.63) | 0:49.52 [2] (0:12.05) | 0:37.47 [2] (0:12.28) | 0:25.19 [3] (0:12.00) | 0:13.19 [2] (0:13.19) |
| Average Speed [km/h] | 52.8 | 64.2 | 62.5 | 60.5 | 59.4 | 59.9 | 54.7 |
| Top Speed [km/h] | 65.8 | 65.8 | 63.3 | 62.7 | 61.6 | 62.3 | 57.4 |
| Avg. Dist. to Rail [m] | 3.3 | 2.1 | 2.5 | 2.6 | 2.8 | 5.9 | 5.7 |
| Avg. Stride Freq. [Hz] | 2.4 | 2.4 | 2.4 | 2.3 | 2.3 | 2.4 | 2.3 |
| Avg. Stride Length [m] | 6.1 | 7.4 | 7.2 | 7.2 | 7.1 | 7.0 | 6.7 |



- [] Ranking at each section and finish
- .-.- No data available at this section
- NA No data available



| | |
|--------------------------------|-----------------|
| Horse/Jockey Name | Fine And Rare |
| Final Rank | 4 |
| Fastest Section Time (Section) | 0:11.33 (1200m) |
| Top Speed [km/h] (Section) | 65.4 (Overall) |
| Race State | Finished |



Eagle Farm QLD Professional

Race 4: THE GIBSON Maiden Plate - 1400m

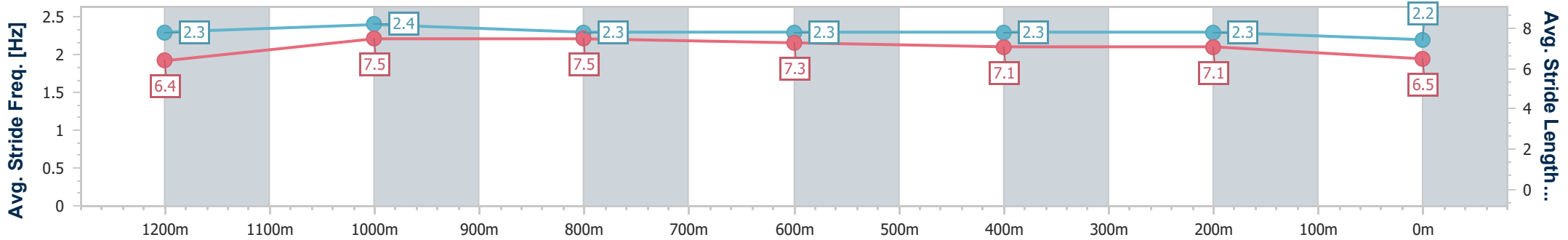
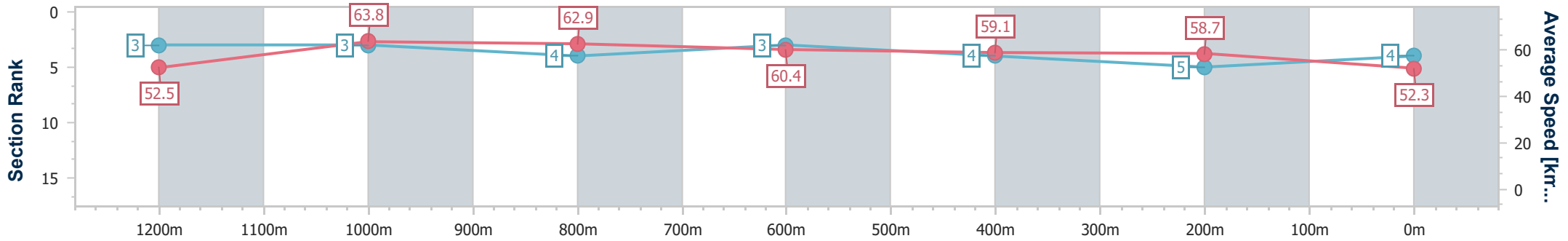
10 July 2024 - 14:16

Track Rating: Soft 7, Weather: Overcast, Rail Position: +11m Entire



BRISBANE RACING CLUB

| Section | Overall | 1200m | 1000m | 800m | 600m | 400m | 200m |
|------------------------|--------------------------|--------------------------|--------------------------|--------------------------|--------------------------|--------------------------|--------------------------|
| Section Times | 1:27.04 [4] (0:13.71) | 1:13.33 [3] (0:11.33) | 1:02.00 [3] (0:11.62) | 0:50.38 [4] (0:12.05) | 0:38.33 [3] (0:12.30) | 0:26.03 [4] (0:12.28) | 0:13.75 [5] (0:13.75) |
| Average Speed [km/h] | 52.5 | 63.8 | 62.9 | 60.4 | 59.1 | 58.7 | 52.3 |
| Top Speed [km/h] | 65.4 | 65.3 | 63.6 | 62.3 | 61.7 | 61.8 | 55.1 |
| Avg. Dist. to Rail [m] | 2.7 | 2.5 | 3.0 | 2.6 | 2.3 | 5.3 | 5.6 |
| Avg. Stride Freq. [Hz] | 2.3 | 2.4 | 2.3 | 2.3 | 2.3 | 2.3 | 2.2 |
| Avg. Stride Length [m] | 6.4 | 7.5 | 7.5 | 7.3 | 7.1 | 7.1 | 6.5 |



- [] Ranking at each section and finish
- .-.- No data available at this section
- NA No data available



| | |
|--------------------------------|-----------------|
| Horse/Jockey Name | Kellisa |
| Final Rank | 5 |
| Fastest Section Time (Section) | 0:11.27 (1200m) |
| Top Speed [km/h] (Section) | 65.6 (1200m) |
| Race State | Finished |

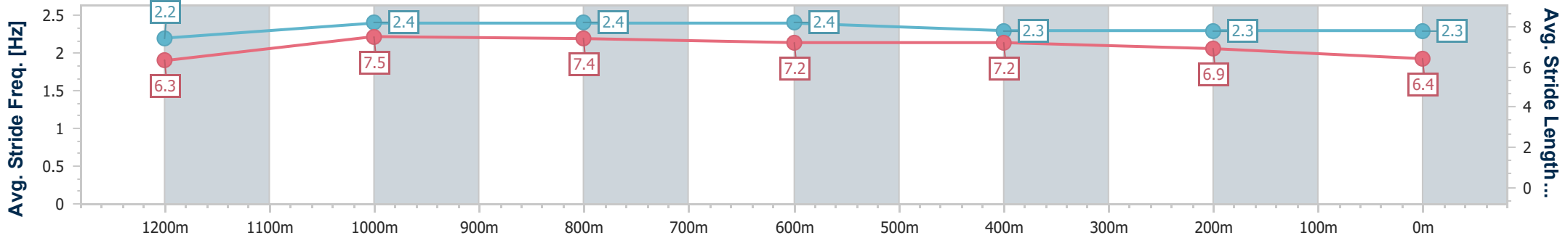
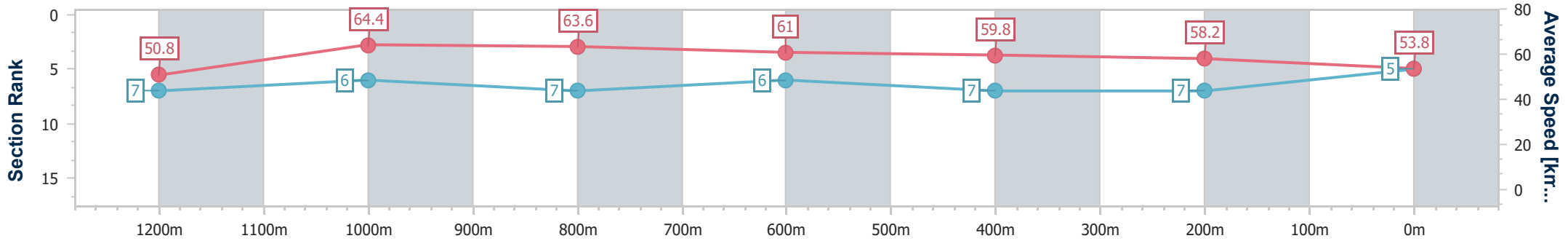


Eagle Farm QLD Professional
 Race 4: THE GIBSON Maiden Plate - 1400m
 10 July 2024 - 14:16
 Track Rating: Soft 7, Weather: Overcast, Rail Position: +11m Entire



BRISBANE
 RACING CLUB

| Section | Overall | 1200m | 1000m | 800m | 600m | 400m | 200m |
|------------------------|--------------------------|--------------------------|--------------------------|--------------------------|--------------------------|--------------------------|--------------------------|
| Section Times | 1:27.09 [5] (0:14.18) | 1:12.91 [7] (0:11.27) | 1:01.64 [6] (0:11.59) | 0:50.05 [7] (0:11.97) | 0:38.08 [6] (0:12.35) | 0:25.73 [7] (0:12.36) | 0:13.37 [7] (0:13.37) |
| Average Speed [km/h] | 50.8 | 64.4 | 63.6 | 61.0 | 59.8 | 58.2 | 53.8 |
| Top Speed [km/h] | 64.0 | 65.6 | 64.2 | 63.2 | 61.2 | 61.3 | 56.6 |
| Avg. Dist. to Rail [m] | 7.4 | 4.2 | 4.9 | 4.0 | 4.7 | 8.6 | 7.6 |
| Avg. Stride Freq. [Hz] | 2.2 | 2.4 | 2.4 | 2.4 | 2.3 | 2.3 | 2.3 |
| Avg. Stride Length [m] | 6.3 | 7.5 | 7.4 | 7.2 | 7.2 | 6.9 | 6.4 |



- [] Ranking at each section and finish
- .-.- No data available at this section
- NA No data available



| | |
|--------------------------------|-----------------|
| Horse/Jockey Name | Addition |
| Final Rank | 6 |
| Fastest Section Time (Section) | 0:11.11 (1200m) |
| Top Speed [km/h] (Section) | 66.6 (1200m) |
| Race State | Finished |

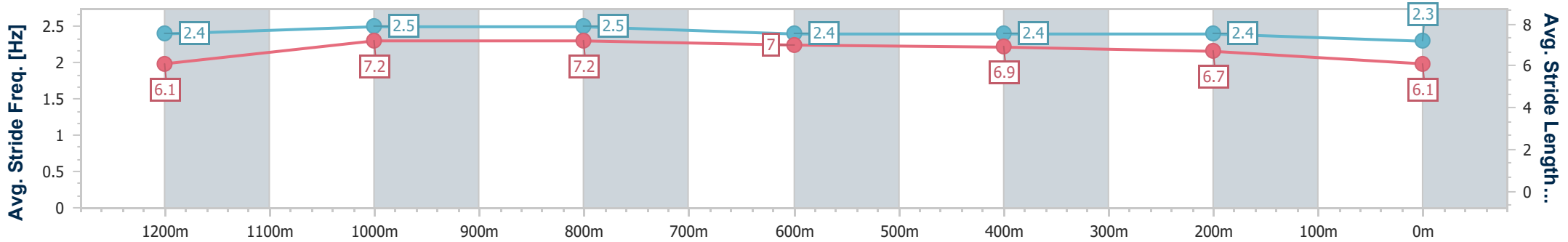
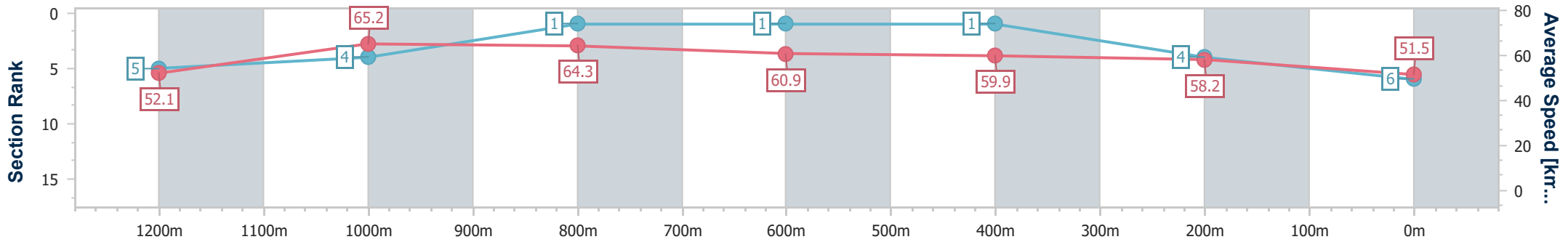


Eagle Farm QLD Professional
 Race 4: THE GIBSON Maiden Plate - 1400m
 10 July 2024 - 14:16
 Track Rating: Soft 7, Weather: Overcast, Rail Position: +11m Entire



BRISBANE
RACING CLUB

| Section | Overall | 1200m | 1000m | 800m | 600m | 400m | 200m |
|------------------------|--------------------------|--------------------------|--------------------------|--------------------------|--------------------------|--------------------------|--------------------------|
| Section Times | 1:27.12 [6] (0:13.93) | 1:13.19 [5] (0:11.11) | 1:02.08 [4] (0:11.46) | 0:50.62 [1] (0:12.02) | 0:38.60 [1] (0:12.24) | 0:26.36 [1] (0:12.33) | 0:14.03 [4] (0:14.03) |
| Average Speed [km/h] | 52.1 | 65.2 | 64.3 | 60.9 | 59.9 | 58.2 | 51.5 |
| Top Speed [km/h] | 66.3 | 66.6 | 65.2 | 63.8 | 62.1 | 61.7 | 55.1 |
| Avg. Dist. to Rail [m] | 10.2 | 5.6 | 4.9 | 3.6 | 3.7 | 7.6 | 7.2 |
| Avg. Stride Freq. [Hz] | 2.4 | 2.5 | 2.5 | 2.4 | 2.4 | 2.4 | 2.3 |
| Avg. Stride Length [m] | 6.1 | 7.2 | 7.2 | 7.0 | 6.9 | 6.7 | 6.1 |



- [] Ranking at each section and finish
- .-.- No data available at this section
- NA No data available



| | |
|--------------------------------|-----------------|
| Horse/Jockey Name | Kenshin Maru |
| Final Rank | 7 |
| Fastest Section Time (Section) | 0:11.30 (1200m) |
| Top Speed [km/h] (Section) | 64.9 (1200m) |
| Race State | Finished |

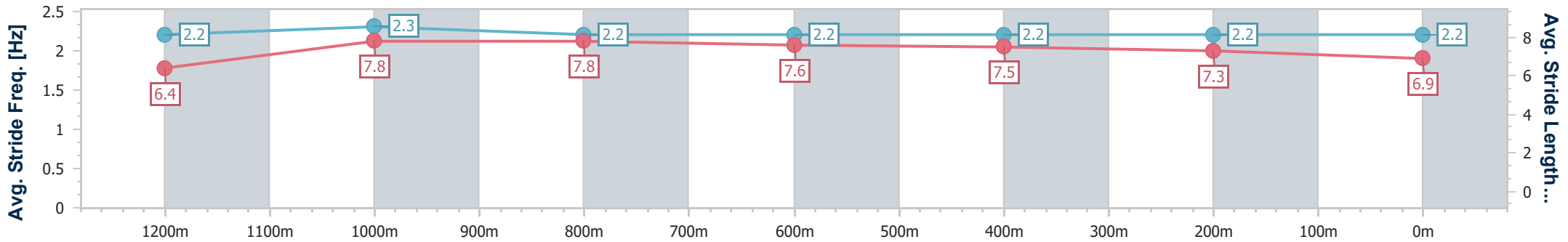
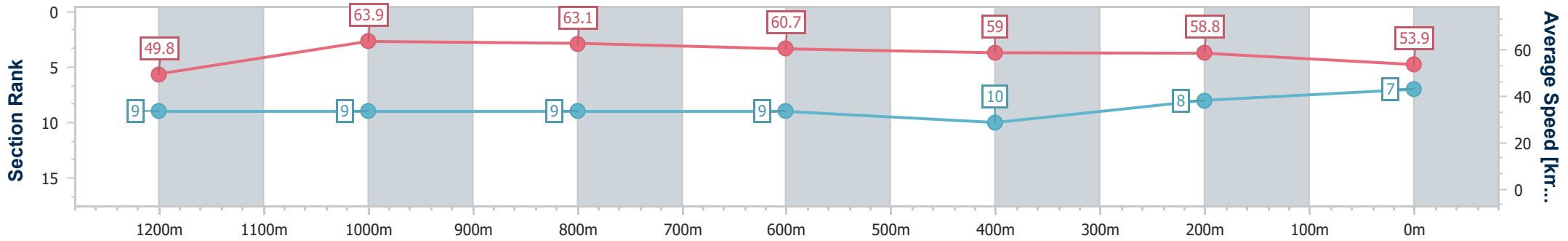


Eagle Farm QLD Professional
 Race 4: THE GIBSON Maiden Plate - 1400m
 10 July 2024 - 14:16
 Track Rating: Soft 7, Weather: Overcast, Rail Position: +11m Entire



BRISBANE
RACING CLUB

| Section | Overall | 1200m | 1000m | 800m | 600m | 400m | 200m |
|------------------------|--------------------------|--------------------------|--------------------------|--------------------------|--------------------------|---------------------------|--------------------------|
| Section Times | 1:27.34 [7] (0:14.54) | 1:12.80 [9] (0:11.30) | 1:01.50 [9] (0:11.59) | 0:49.91 [9] (0:11.97) | 0:37.94 [9] (0:12.34) | 0:25.60 [10] (0:12.24) | 0:13.36 [8] (0:13.36) |
| Average Speed [km/h] | 49.8 | 63.9 | 63.1 | 60.7 | 59.0 | 58.8 | 53.9 |
| Top Speed [km/h] | 63.9 | 64.9 | 64.0 | 64.0 | 60.3 | 59.6 | 57.0 |
| Avg. Dist. to Rail [m] | 7.9 | 3.5 | 3.2 | 2.5 | 2.2 | 3.7 | 3.2 |
| Avg. Stride Freq. [Hz] | 2.2 | 2.3 | 2.2 | 2.2 | 2.2 | 2.2 | 2.2 |
| Avg. Stride Length [m] | 6.4 | 7.8 | 7.8 | 7.6 | 7.5 | 7.3 | 6.9 |



- [] Ranking at each section and finish
- .-.- No data available at this section
- NA No data available



| | |
|--------------------------------|-----------------|
| Horse/Jockey Name | Island Lady |
| Final Rank | 8 |
| Fastest Section Time (Section) | 0:11.46 (1200m) |
| Top Speed [km/h] (Section) | 65.4 (1000m) |
| Race State | Finished |

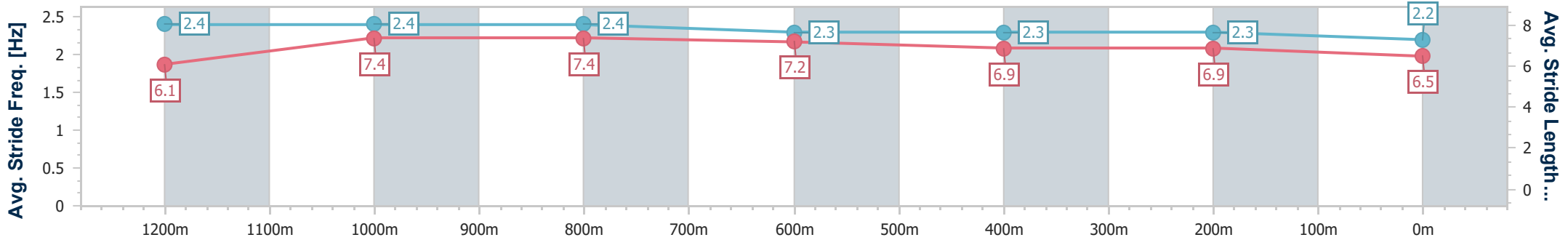
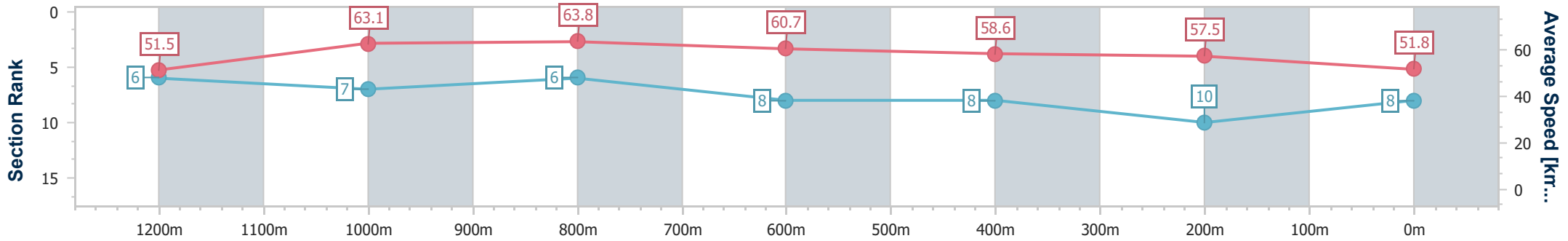


Eagle Farm QLD Professional
 Race 4: THE GIBSON Maiden Plate - 1400m
 10 July 2024 - 14:16
 Track Rating: Soft 7, Weather: Overcast, Rail Position: +11m Entire



BRISBANE
RACING CLUB

| Section | Overall | 1200m | 1000m | 800m | 600m | 400m | 200m |
|------------------------|--------------------------|--------------------------|--------------------------|--------------------------|--------------------------|--------------------------|---------------------------|
| Section Times | 1:27.95 [8] (0:14.03) | 1:13.92 [6] (0:11.46) | 1:02.46 [7] (0:11.51) | 0:50.95 [6] (0:12.06) | 0:38.89 [8] (0:12.45) | 0:26.44 [8] (0:12.52) | 0:13.92 [10] (0:13.92) |
| Average Speed [km/h] | 51.5 | 63.1 | 63.8 | 60.7 | 58.6 | 57.5 | 51.8 |
| Top Speed [km/h] | 64.7 | 64.0 | 65.4 | 62.5 | 60.5 | 60.2 | 55.3 |
| Avg. Dist. to Rail [m] | 5.2 | 3.7 | 3.9 | 3.6 | 3.1 | 5.5 | 6.7 |
| Avg. Stride Freq. [Hz] | 2.4 | 2.4 | 2.4 | 2.3 | 2.3 | 2.3 | 2.2 |
| Avg. Stride Length [m] | 6.1 | 7.4 | 7.4 | 7.2 | 6.9 | 6.9 | 6.5 |



- [] Ranking at each section and finish
- .-.- No data available at this section
- NA No data available



| | |
|--------------------------------|--------------------|
| Horse/Jockey Name | Midnight In Austin |
| Final Rank | 9 |
| Fastest Section Time (Section) | 0:11.33 (1200m) |
| Top Speed [km/h] (Section) | 66.1 (Overall) |
| Race State | Finished |



Eagle Farm QLD Professional

Race 4: THE GIBSON Maiden Plate - 1400m

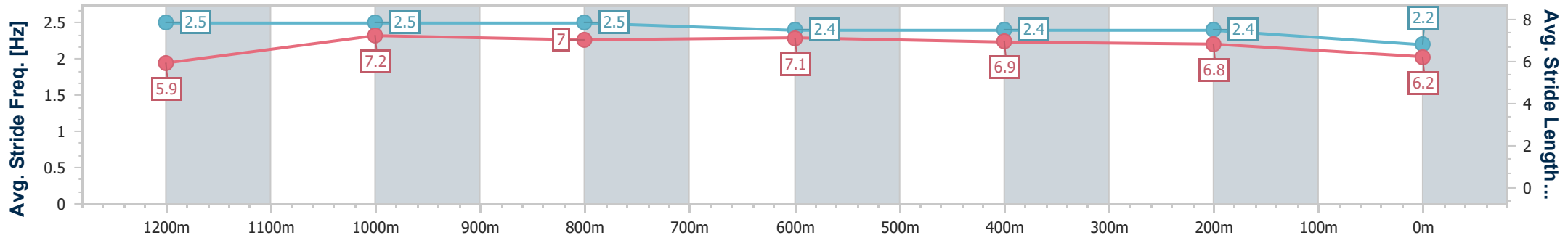
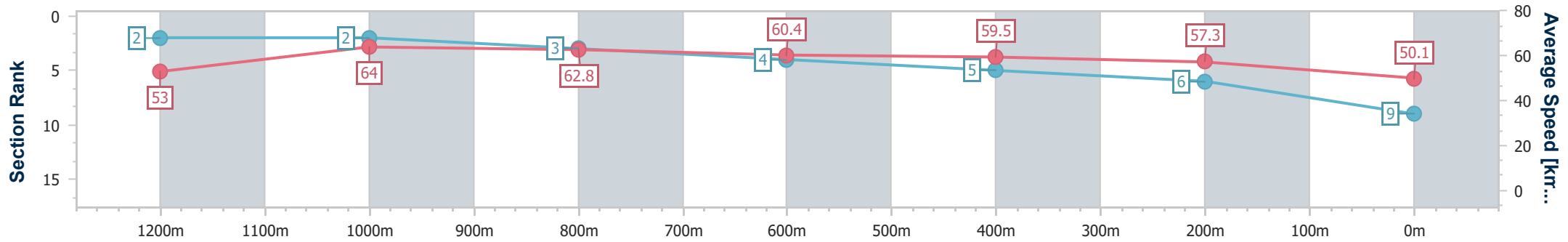
10 July 2024 - 14:16

Track Rating: Soft 7, Weather: Overcast, Rail Position: +11m Entire



BRISBANE RACING CLUB

| Section | Overall | 1200m | 1000m | 800m | 600m | 400m | 200m |
|------------------------|--------------------------|--------------------------|--------------------------|--------------------------|--------------------------|--------------------------|--------------------------|
| Section Times | 1:28.04 [9] (0:13.65) | 1:14.39 [2] (0:11.33) | 1:03.06 [2] (0:11.67) | 0:51.39 [3] (0:12.11) | 0:39.28 [4] (0:12.30) | 0:26.98 [5] (0:12.59) | 0:14.39 [6] (0:14.39) |
| Average Speed [km/h] | 53.0 | 64.0 | 62.8 | 60.4 | 59.5 | 57.3 | 50.1 |
| Top Speed [km/h] | 66.1 | 66.1 | 63.4 | 63.5 | 60.6 | 60.4 | 54.2 |
| Avg. Dist. to Rail [m] | 4.7 | 3.9 | 4.5 | 3.8 | 3.9 | 7.1 | 7.3 |
| Avg. Stride Freq. [Hz] | 2.5 | 2.5 | 2.5 | 2.4 | 2.4 | 2.4 | 2.2 |
| Avg. Stride Length [m] | 5.9 | 7.2 | 7.0 | 7.1 | 6.9 | 6.8 | 6.2 |



- [] Ranking at each section and finish
- .-.- No data available at this section
- NA No data available



| | |
|--------------------------------|-----------------|
| Horse/Jockey Name | Supidocharged |
| Final Rank | 10 |
| Fastest Section Time (Section) | 0:11.36 (1200m) |
| Top Speed [km/h] (Section) | 64.8 (1200m) |
| Race State | Finished |

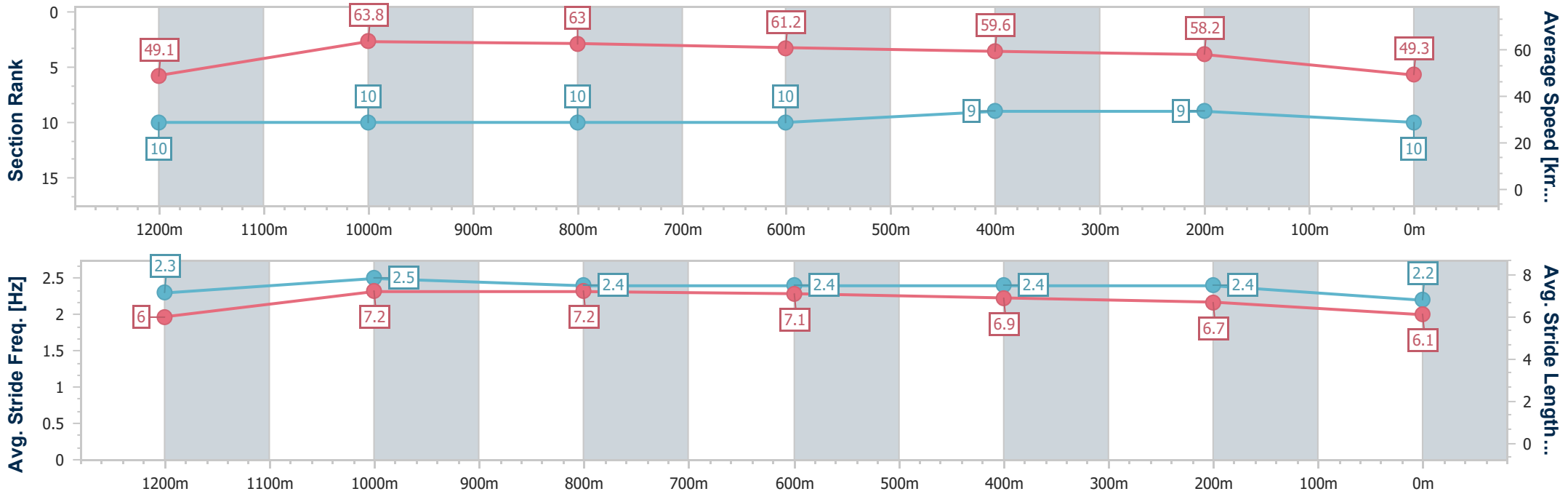


Eagle Farm QLD Professional
 Race 4: THE GIBSON Maiden Plate - 1400m
 10 July 2024 - 14:16
 Track Rating: Soft 7, Weather: Overcast, Rail Position: +11m Entire



BRISBANE
 RACING CLUB

| Section | Overall | 1200m | 1000m | 800m | 600m | 400m | 200m |
|------------------------|---------------------------|---------------------------|---------------------------|---------------------------|---------------------------|--------------------------|--------------------------|
| Section Times | 1:28.62 [10] (0:14.73) | 1:13.89 [10] (0:11.36) | 1:02.53 [10] (0:11.59) | 0:50.94 [10] (0:11.79) | 0:39.15 [10] (0:12.16) | 0:26.99 [9] (0:12.36) | 0:14.63 [9] (0:14.63) |
| Average Speed [km/h] | 49.1 | 63.8 | 63.0 | 61.2 | 59.6 | 58.2 | 49.3 |
| Top Speed [km/h] | 63.9 | 64.8 | 63.5 | 63.0 | 60.6 | 60.9 | 55.0 |
| Avg. Dist. to Rail [m] | 5.0 | 4.7 | 2.5 | 0.9 | 1.5 | 5.1 | 5.7 |
| Avg. Stride Freq. [Hz] | 2.3 | 2.5 | 2.4 | 2.4 | 2.4 | 2.4 | 2.2 |
| Avg. Stride Length [m] | 6.0 | 7.2 | 7.2 | 7.1 | 6.9 | 6.7 | 6.1 |



- [] Ranking at each section and finish
- .-.- No data available at this section
- NA No data available